

**1442 Card Read Punch  
Models 1,2,3 & 4**

121-0518-4

**IBM**  
® **Parts Catalog**

## PREFACE

This Illustrated Parts Catalog (IPC) contains listings and illustrations of all replaceable assemblies, subassemblies and detail parts released to Production Control on or before July 10, 1968 for the 1442M1-4 Card Read Punch.

This 1442M1-4 Card Read Punch Parts Catalog Revision, Form 121-0518-4 obsoletes the previous level edition, Form 121-0518-3.

Requests for copies of IBM publications should be made to your IBM representative or to the IBM branch office serving your locality.

This manual has been prepared by the IBM Systems Development Division, Product Publications, Dept. 245, Rochester, Minnesota 55901

A form is provided at the back of this publication for reader's comments. If the form has been removed, comments may be sent to the above address.

GLOSSARY . . . . .	I
HOW TO USE . . . . .	II
VISUAL INDEX . . . . .	III through XI
GROUP ASSEMBLY PARTS LIST . . . . .	1 through 122
NUMERICAL INDEX . . . . .	1 through 16

## GLOSSARY

AR

As Required (AR) in the units per assembly column denotes that the quantity is used as required.

\*ASTERISK

An asterisk in the left margin of the list indicates a part changed in the latest revision of the catalog.

INDENTURE

The relationship of a part to its next higher assembly is indicated by indenture. For example:

1	2	3	4
Unit			
.	Assemblies and Detail Parts of Unit		
.	.	Subassemblies	
.	.	.	Detail Parts for Subassemblies, etc.

LOZENGE

The lozenge in the description column indicates parts not recommended for field replacement.

NP

The entry NP in the Units Per Asm column denotes the part is non-procurable and that the next higher assembly should be ordered.

NO NO.

When this indication appears in the part number column, it denotes a group of parts for which no part number has been assigned.

REF

This entry in the units per assembly column denotes an assembly which is completely assembled on a preceding illustration. Quantities for such items are found in its next higher assembly.

SIMILAR ASSEMBLIES

If two assemblies contain a majority of identical parts, they are broken down on the same list. Common parts are shown by one index number. Parts peculiar to one or the other of the assemblies are listed separately and identified by Usable On Code.

USABLE ON CODE

Part application and interchangeability is indicated by the usable on code. If this column is blank, the parts pertain to all equipment(s) covered. Two types of codes are used. The alphabetic code denotes similar assemblies and/or features; the numeric code denotes level. Refer to the beginning of each list for the explanation of the code(s).

VISUAL INDEX

This index is a pictorial index to catalog figures. The visual index directs the user to the proper figure, assisting him in locating the part number.

## HOW TO USE AN IPC

## IPC ORGANIZATION

To find parts quickly, you should understand the structure of a parts catalog. First, the complete machine is drawn with major assemblies and sub-assemblies in place (Visual Index Section). Then the machine is "disassembled" into drawings of assemblies and subassemblies (Group Assembly Parts List "GAPL" Section). Thus, the sequence of figures in the catalog is the reverse of the manufacturing assembly sequence. This means that parts are not grouped according to machine functions.

One result of structuring a catalog in this manner is that some parts -- filters, brackets, belts, spring clips -- may not be where you would "logically" expect to find them in a catalog. Because of the assembly sequence, you may find these kinds of parts on a higher-level assembly. This is an important point and is why every GAPL List is cross-referenced to any higher-level or lower-level figures.

Some detailed parts are unavailable, either because they are part of an inseparable assembly (two parts welded together), or because they are part of an assembly purchased as a unit. In either case, you will need to obtain the assembly rather than the detailed part. Here again, you need to locate the part number of the next higher assembly.

Catalog Sections

A parts catalog has three sections:

1. Visual Index -- At front of catalog; shows major assemblies
2. GAPL -- A pictorial breakdown of assemblies and subassemblies
3. Numerical Index -- At back of catalog; lists all part numbers numerically

Visual Index

The Visual Index is the starting point for locating a part. Illustrations in the visual index show over-all views of the machine and its major assemblies. Callouts on the illustrations lead you to detailed figures in the GAPL Section.

Group Assembly Parts List (GAPL)

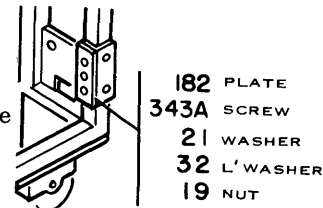
The GAPL Section consists of related Figures and Lists. The GAPL Figures break down the assemblies and subassemblies into detailed parts. The GAPL Lists describe the parts and give part numbers. Each Figure in the GAPL Section is referenced from the Visual Index Section. The relation of assemblies to subassemblies is indicated by indentation.

Numerical Index

The Numerical Index at the back of the catalog lists all parts in numeric order. Each part number is cross-referenced to related Lists and Figures in the GAPL Section. The Numerical Index permits you to locate and identify a part when only the part number is known.

Stacked Index Numbers

Index numbers are stacked only to indicate a part and its attaching hardware. The sequence of a typical stack is shown at right.



## HOW TO FIND A PART

Steps 1 through 8 in the flow chart take you through the route for finding most parts. Because some parts may not be on the first GAPL Figure, you may be required to go to a lower-level or higher-level GAPL Figure to find a part.

Lower-Level Assembly

If the first GAPL Figure shows an assembly containing the required part, a figure reference in the GAPL List will indicate the proper, lower-level GAPL Figure. You should find your part in the breakdown of the assembly.

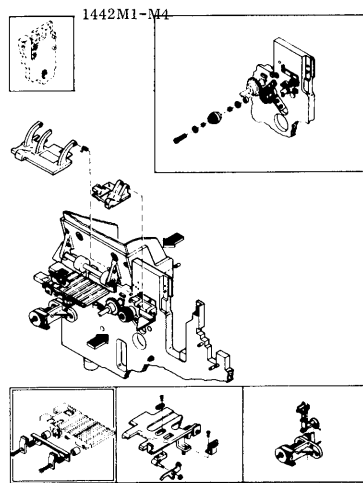
Higher-Level Assembly

The most puzzling instance is when neither the part you are looking for, nor its assembly, is found on the first GAPL Figure. Steps 5A through 12A in the flow chart show the method. Note the loop after Step 8A of the flow chart provides for more than one level of "backing up" to find a part. If you do not find your part, go to the next higher-level, as indicated in Step 7A.

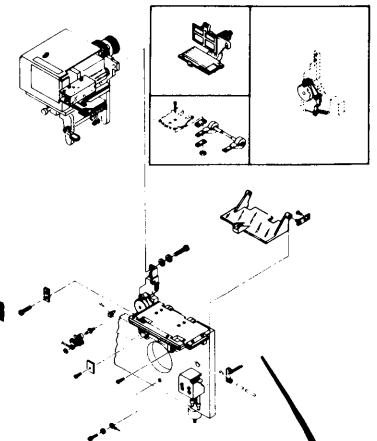
New Catalogs

Catalogs issued after 1966 will contain improved methods of cross-referencing. New Visual Indexes will reference detailed figures directly, rather than through a list. Also, references to higher- or lower-level assemblies will be direct from figure to figure.

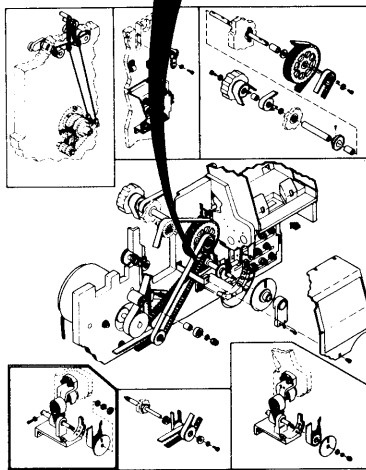
TIMING BILT CHART	
FROM	P/N
MOTOR PULLEY TO PUNCH CAM SHAFT & READ EJECT SHAFT 50 CYCLE	626521
MOTOR PULLEY TO PUNCH CAM SHAFT & READ EJECT SHAFT MOD 3 & 4 60 CYCLE	630079
MOTOR PULLEY TO PUNCH CAM SHAFT & READ EJECT SHAFT 60 CYCLE	612840
READ EJECT SHAFT TO READ FEED CLUTCH SHAFT AND READ CLUTCH IDLER	609058
READ EJECT SHAFT TO CARD FEED CLUTCH SHAFT	612673
READ EJECT SHAFT TO IDLER	612838
HOPPER ANTI REVERSE TO HOPPER FEED ROLLER SHAFT	612687
IDLER TO STACKER JOGGLER SHAFT	612839
STACKER JOGGLER SHAFT TO FIRST STACKER FEED ROLL	612838
FIRST STACKER FEED ROLL TO SECOND STACKER FEED ROLL	148368
SECOND STACKER FEED ROLL TO THIRD STACKER FEED ROLL	148368
THIRD STACKER FEED ROLL TO FOURTH STACKER FEED ROLL	148368
IDLER TO PUNCH EJECT SHAFT	612672
READ CLUTCH SHAFT TO HOPPER CAM SHAFT (MULE HITCH)	612674



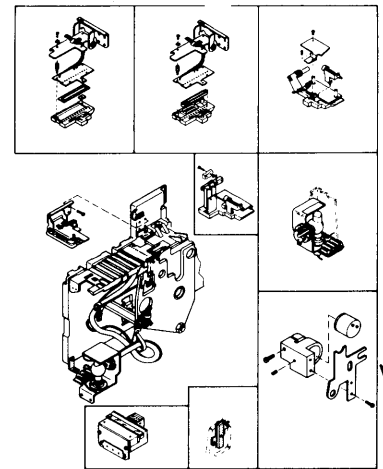
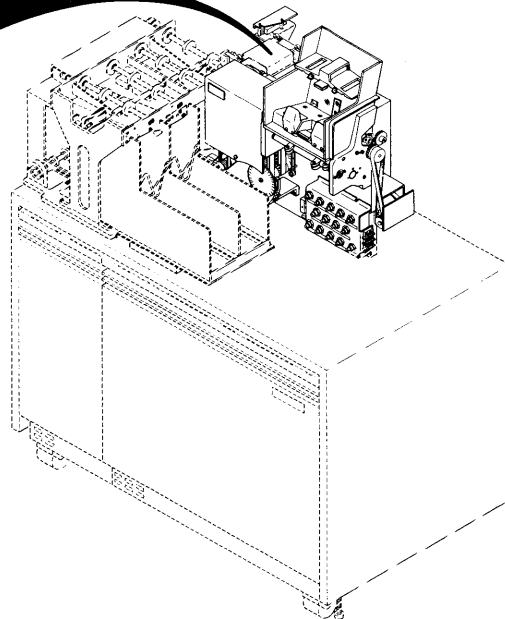
TRANSPORT ASSEMBLY  
FIGURE 1, SHEET 2  
PAGE 2



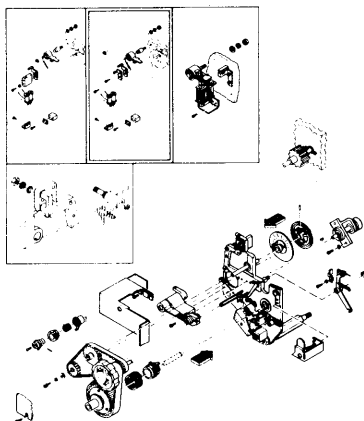
TRANSPORT ASSEMBLY  
FIGURE 1, SHEET 3  
PAGE 3



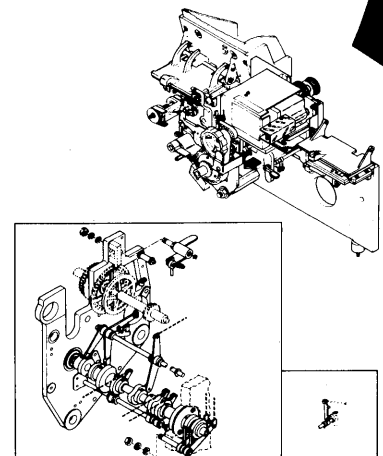
TRANSPORT ASSEMBLY  
FIGURE 1, SHEET 1  
PAGE 1



TRANSPORT ASSEMBLY  
FIGURE 1, SHEET 4  
PAGE 4

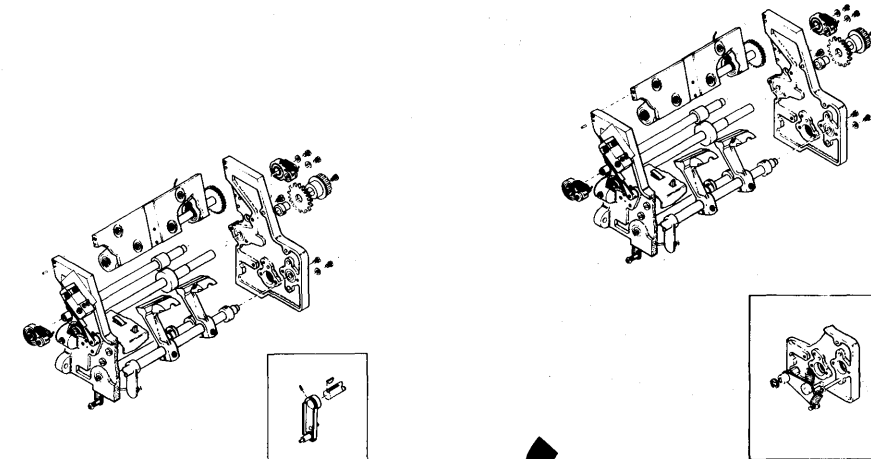


TRANSPORT ASSEMBLY  
FIGURE 1, SHEET 6  
PAGE 6

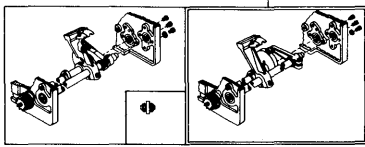


TRANSPORT ASSEMBLY  
FIGURE 1, SHEET 5  
PAGE 5

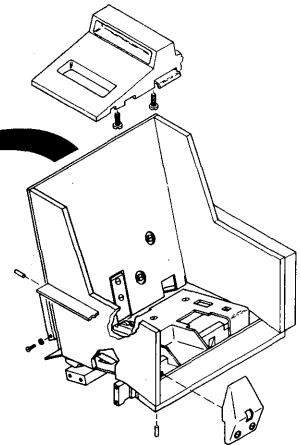
1442M-M4



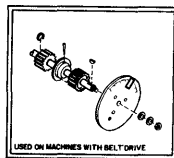
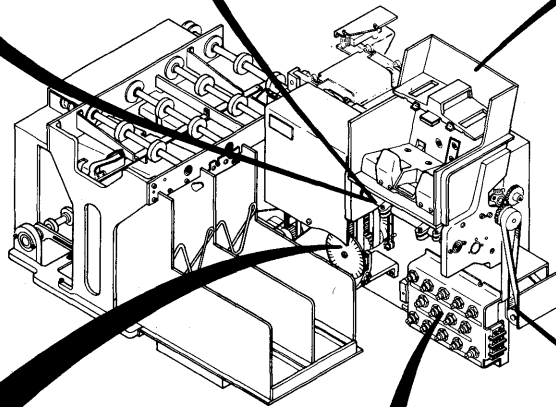
HOPPER ASSEMBLY  
FIGURE 2, SHEET 2  
PAGE 18



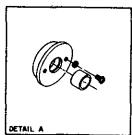
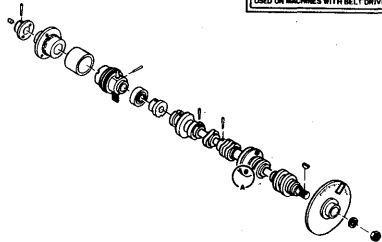
HOPPER ASSEMBLY  
FIGURE 2, SHEET 3  
PAGE 19



HOPPER ASSEMBLY  
FIGURE 2, SHEET 1  
PAGE 17

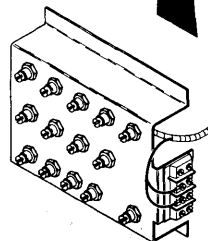


USED ON MACHINES WITH BELT DRIVE




DETAIL A

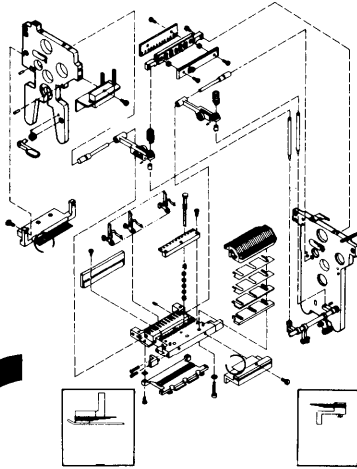
MAIN CLUTCH SHAFT ASSEMBLY  
FIGURE 3  
PAGE 25



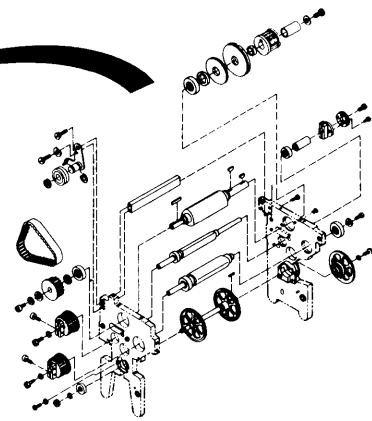
1442-1 AND -2 LAMP ADJUSTMENT  
PANEL - PHOTOCCELL  
FIGURE 21  
PAGE 61



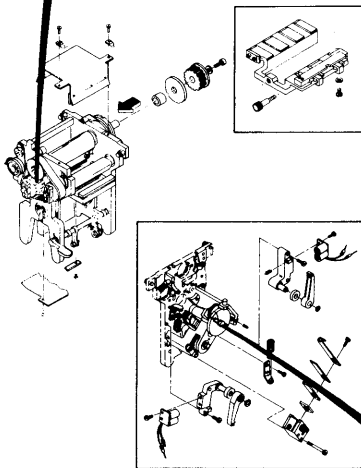
ANTI-REVERSE HOPPER  
INPUT IDLER ASSEMBLY  
FIGURE 4  
PAGE 25



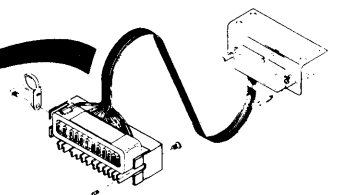
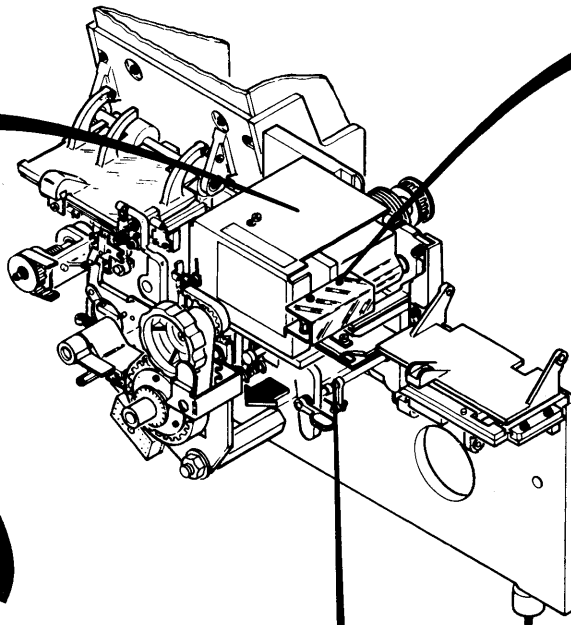
1442-1 AND -2 MOD A PUNCH ASSEMBLY  
FIGURE 10, SHEET 1  
PAGE 37



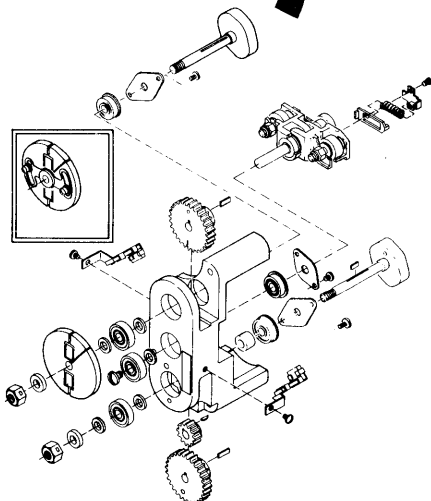
1442-1 AND -2 MOD A PUNCH ASSEMBLY  
FIGURE 10, SHEET 2  
PAGE 38



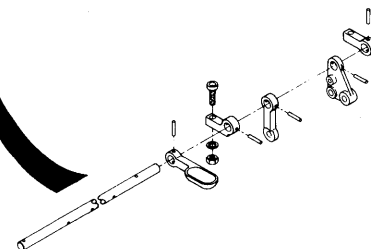
1442-1 AND -2 MOD A  
PUNCH UNIT ASSEMBLY  
FIGURE 6  
PAGE 27



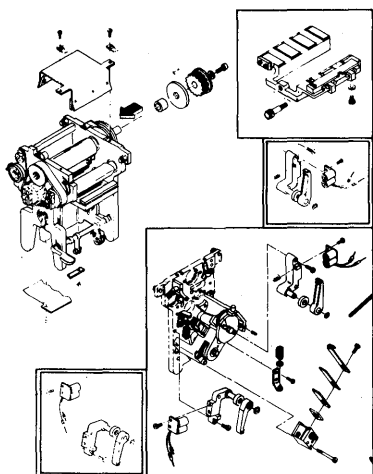
1442-1 AND -2 INTERPOSER MAGNET  
AND CONNECTOR ASSEMBLY  
FIGURE 13  
PAGE 51



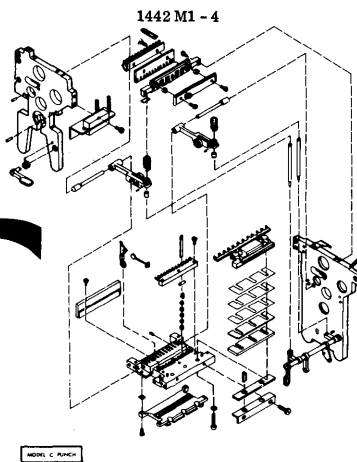
1442-1 AND -2 INCREMENTAL  
DRIVE ASSEMBLY  
FIGURE 8  
PAGE 33



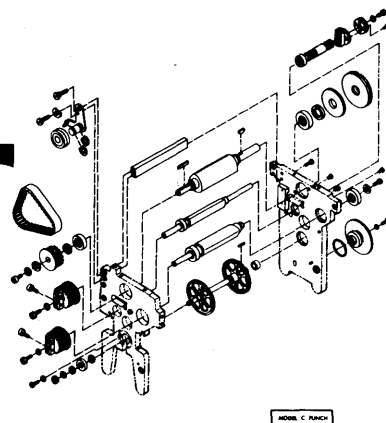
1442-1 AND -2 PUNCH PRESSURE  
ROLL RELEASE SHAFT  
FIGURE 15  
PAGE 53



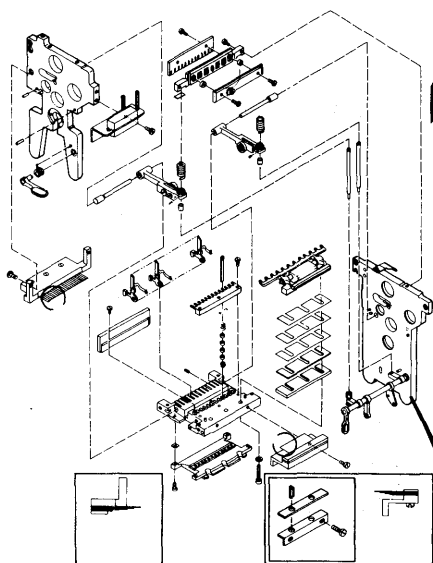
1442-1 AND -2 MOD B AND C PUNCH UNIT ASM  
FIGURE 7  
PAGE 30



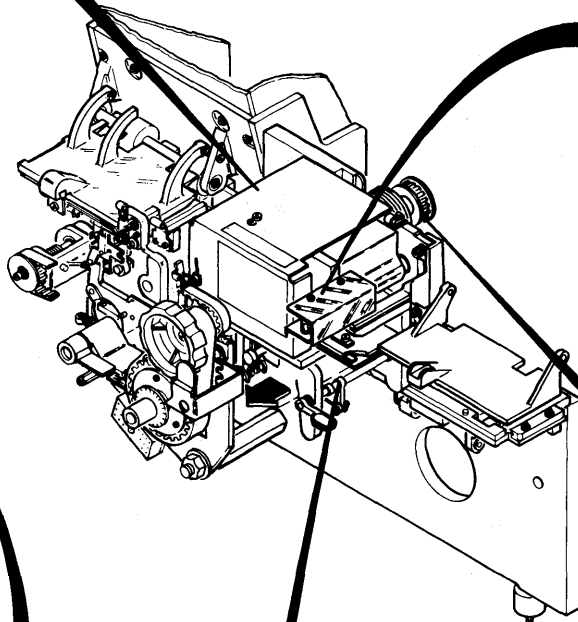
1442-1 AND -2 MOD C PUNCH ASSEMBLY  
FIGURE 12, SHEET 1  
PAGE 47



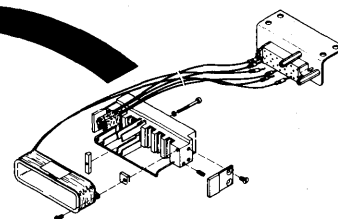
1442-1 AND -2 MOD C PUNCH ASSEMBLY  
FIGURE 12, SHEET 2  
PAGE 48



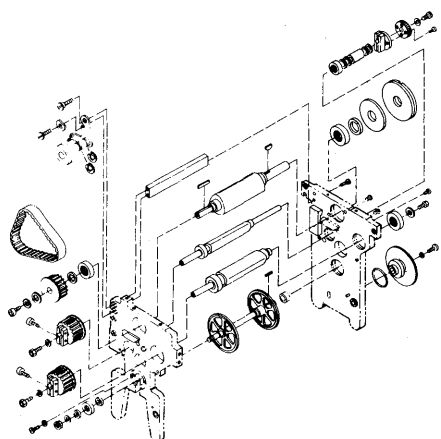
1442-1 AND -2 MOD B PUNCH ASSEMBLY  
FIGURE 11, SHEET 1  
PAGE 42



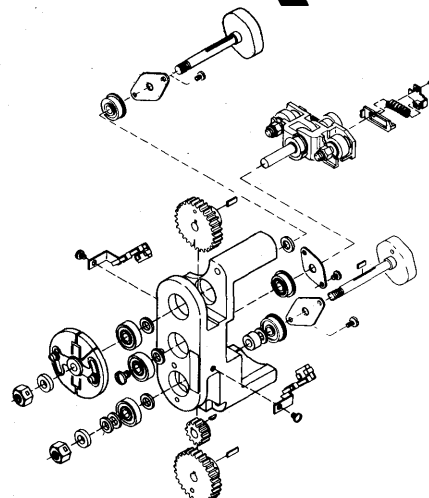
1442-1 AND -2 PUNCH PRESSURE  
ROLL RELEASE SHAFT  
FIGURE 15  
PAGE 53



1442-1 AND -2 INTERPOSER MAGNET  
AND CONNECTOR ASSEMBLY  
FIGURE 14  
PAGE 52

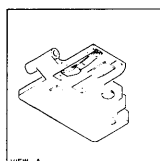
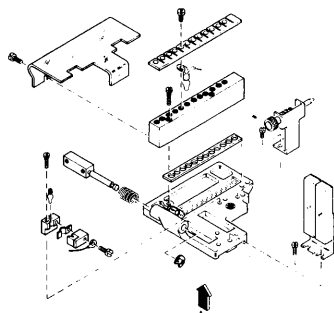


1442-1 AND -2 MOD B PUNCH ASSEMBLY  
FIGURE 11, SHEET 2  
PAGE 43

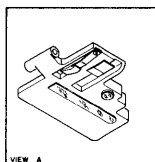
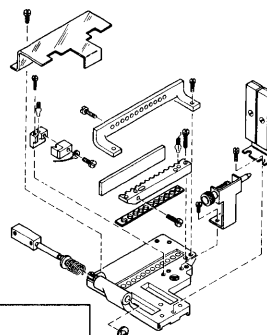


1442-1 AND -2 INCREMENTAL  
DRIVE ASSEMBLY  
FIGURE 9  
PAGE 35

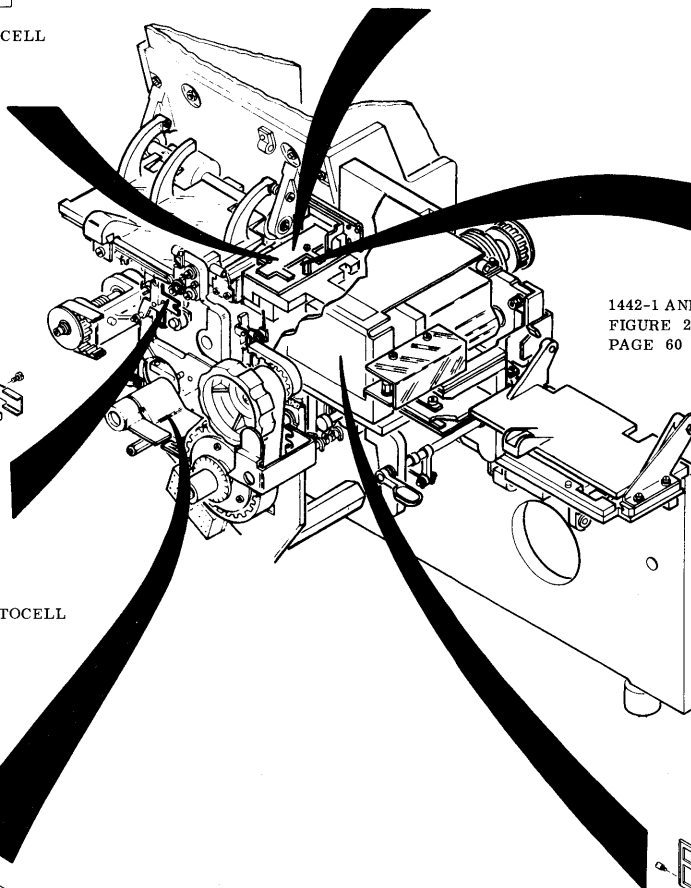




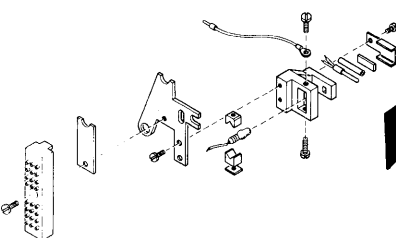
1442-1 AND -2 READ STATION LAMP-PHOTOCELL  
USED AFTER SERIAL NO. 11931  
FIGURE 18  
PAGE 57



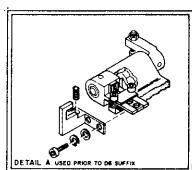
1442-1 AND -2 READ STATION LAMP-PHOTOCELL  
USED PRIOR TO SERIAL NO. 11931  
FIGURE 17  
PAGE 55



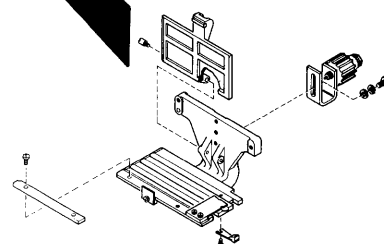
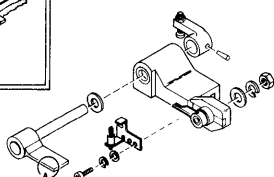
1442-1 AND -2 READ STATION ASSEMBLY-PHOTOCELL  
FIGURE 20  
PAGE 60



1442-1 AND -2 READ BLOCK EMITTER-PHOTOCELL  
FIGURE 19  
PAGE 59

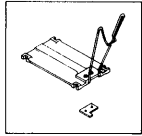
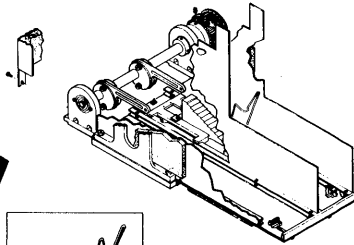


READ CLUTCH ASSEMBLY  
FIGURE 5  
PAGE 26



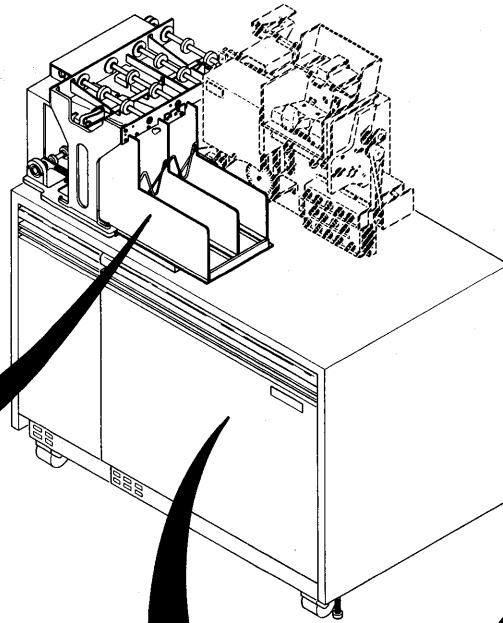
1442-3 AND -4 PUNCH REPLACEMENT BED ASSEMBLY  
FIGURE 16  
PAGE 54

NON-ISOLATED STACKER

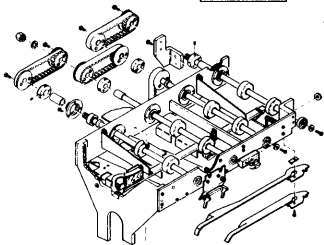


NON-ISOLATED STACKER ASSEMBLY  
FIGURE 22, SHEET 2  
PAGE 63

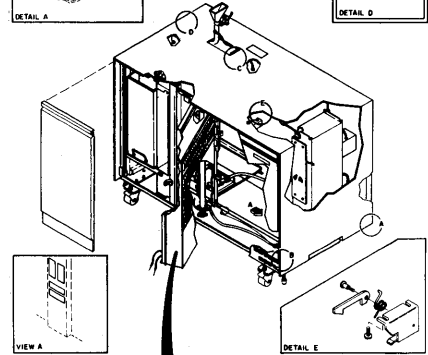
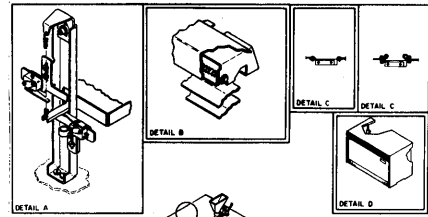
MODELS -1, -2 AND -4



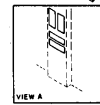
NON-ISOLATED STACKER



NON-ISOLATED STACKER ASSEMBLY  
FIGURE 22, SHEET 1  
PAGE 62

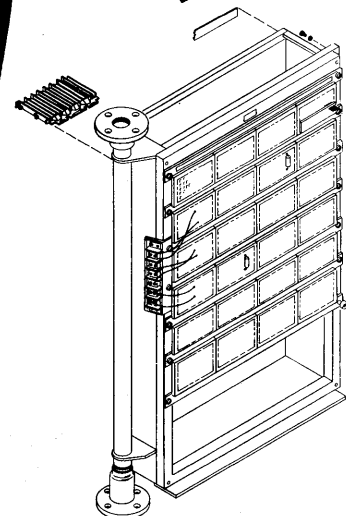


1442-1, -2 AND -4  
LOWER STRUCTURE  
ASSEMBLY W/COVERS  
FIGURE 23, SHEET 2  
PAGE 69

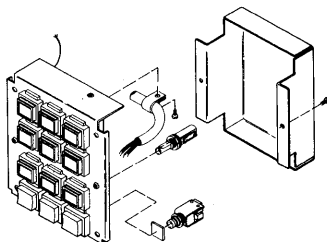
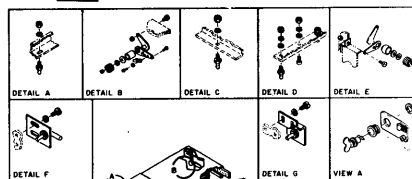


VIEW A

VIEW A

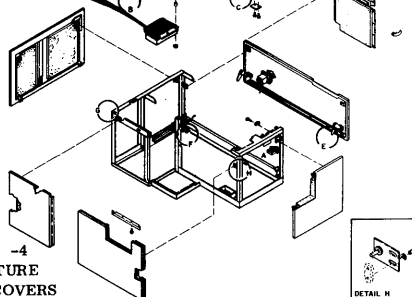


1442-1, -2 AND -4 GATE ASSEMBLY  
FIGURE 27  
PAGE 87

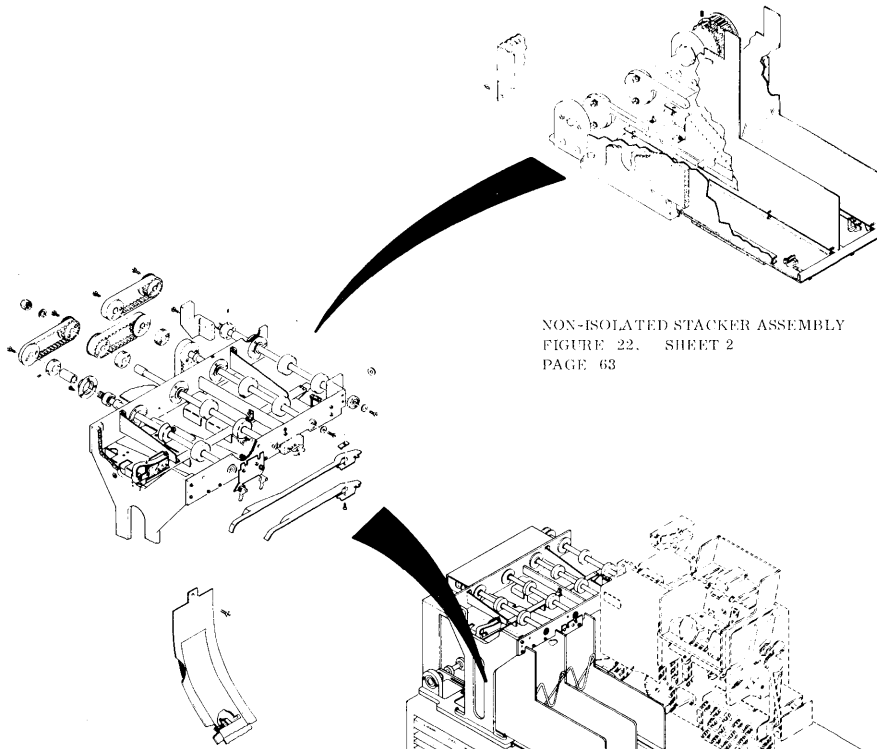


1442-1, -2 AND -4 OPERATORS  
CONSOLE ASSEMBLY  
FIGURE 25  
PAGE 83

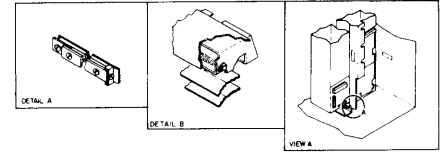
1442-1, -2 AND -4  
LOWER STRUCTURE  
ASSEMBLY W/COVERS  
FIGURE 23, SHEET 1  
PAGE 68



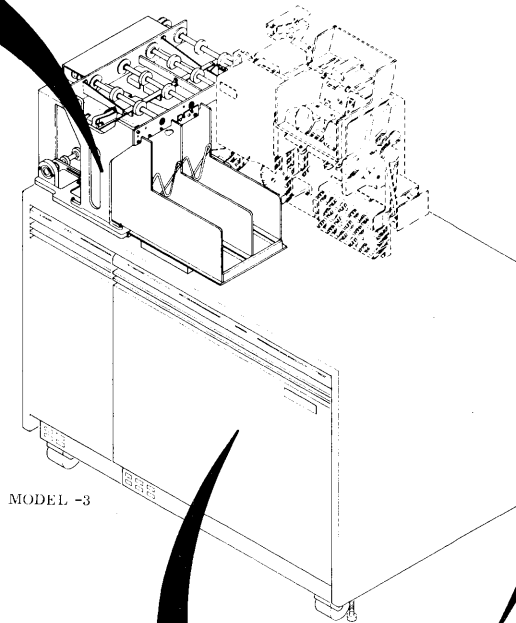
DETAIL H



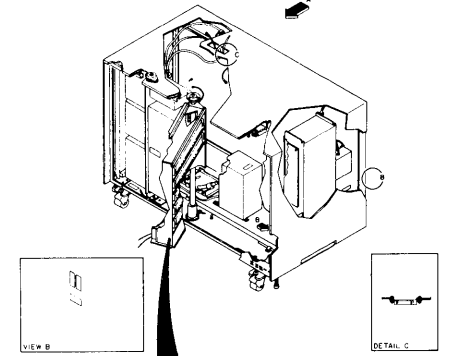
NON-ISOLATED STACKER ASSEMBLY  
FIGURE 22. SHEET 2  
PAGE 63



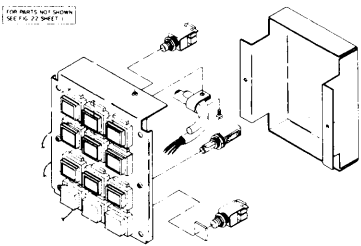
NON-ISOLATED STACKER ASSEMBLY  
FIGURE 22. SHEET 1  
PAGE 62



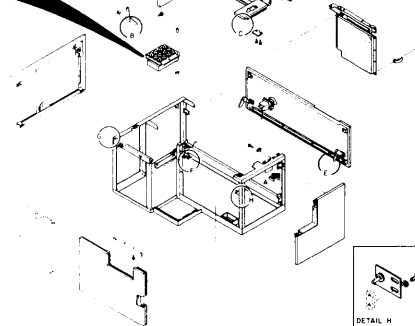
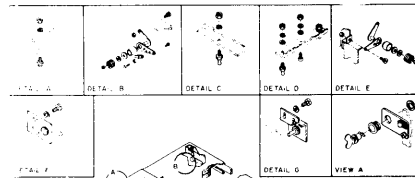
MODEL -3



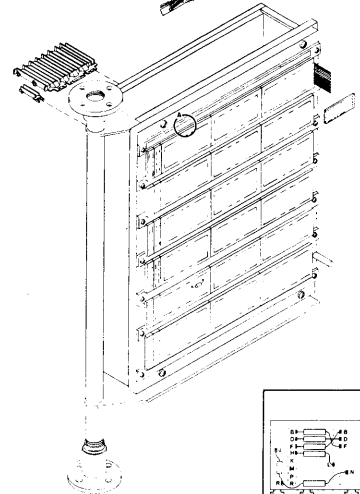
1442-3 LOWER STRUCTURE  
ASSEMBLY W/COVERS  
FIGURE 24. SHEET 2  
PAGE 78



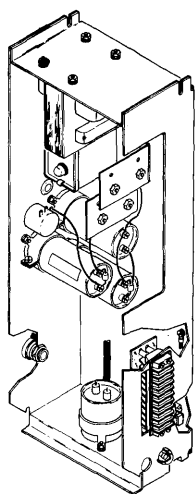
1442-3 OPERATORS CONSOLE ASSEMBLY  
FIGURE 26  
PAGE 85



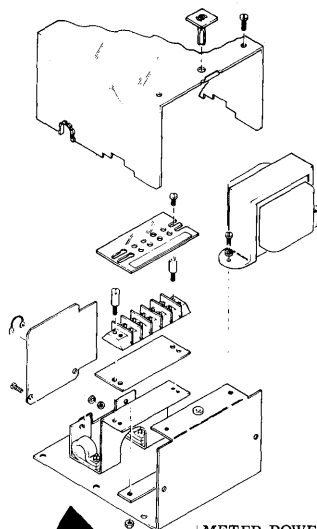
1442-3 LOWER STRUCTURE ASSEMBLY W/COVERS  
FIGURE 24. SHEET 1  
PAGE 77



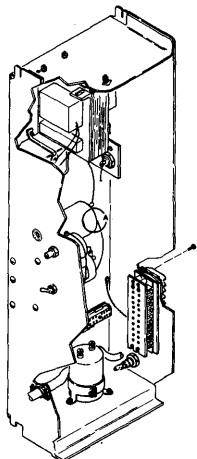
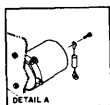
1442-3 GATE ASSEMBLY  
FIGURE 28  
PAGE 89



1442-4 3VDC AT 5A POWER SUPPLY ASSEMBLY - PHOTO CELLS  
FIGURE 40  
PAGE 113

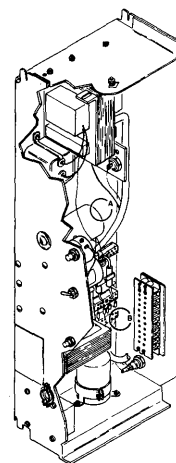
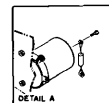
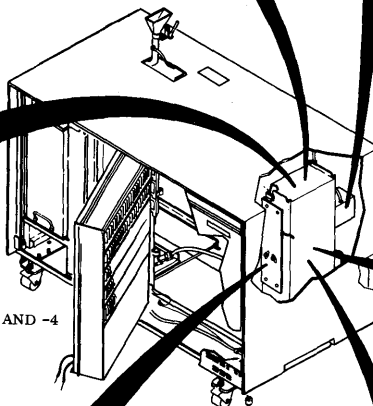


METER POWER PAC ASSEMBLY  
FIGURE 32  
PAGE 95

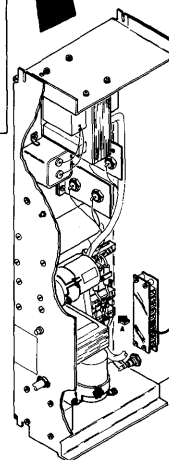
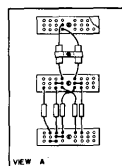
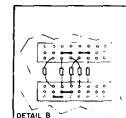


USED AFTER 56  
1442-4 4.25 VAC AT 7.75A POWER SUPPLY - FIBER OPTICS  
FIGURE 39  
PAGE 111

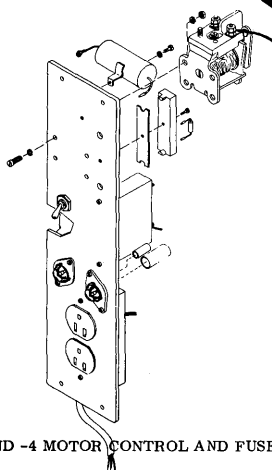
MODELS -1, -2 AND -4



1442-1 AND -2 4.25V AT 4.75A  
POWER SUPPLY - FIBER OPTICS  
FIGURE 42  
PAGE 117

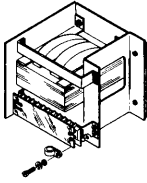


1442-1 AND -2 3VDC AT 5A  
POWER SUPPLY - PHOTO CELLS  
FIGURE 41  
PAGE 115



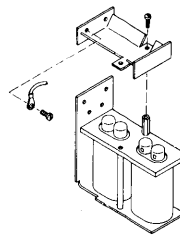
1442-1, -2 AND -4 MOTOR CONTROL AND FUSE PANEL  
FIGURE 29  
PAGE 91

1442M1-M4

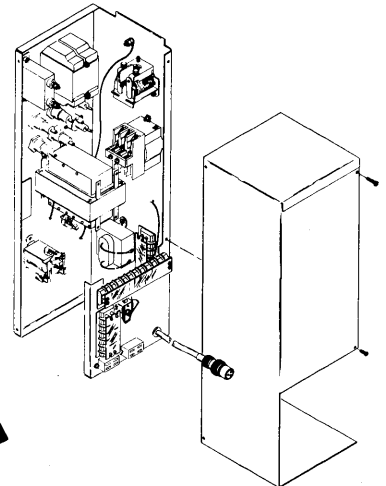


1442-3 FERRO REGULATOR ASSEMBLY - 60 CY  
FIGURE 31  
PAGE 94

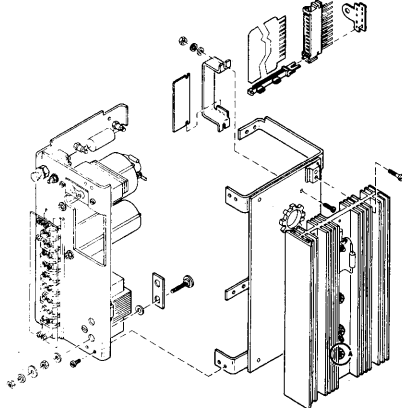
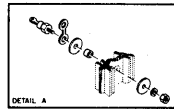
FOR PARTS NOT SHOWN  
SEE FIG 22 SHEET 2



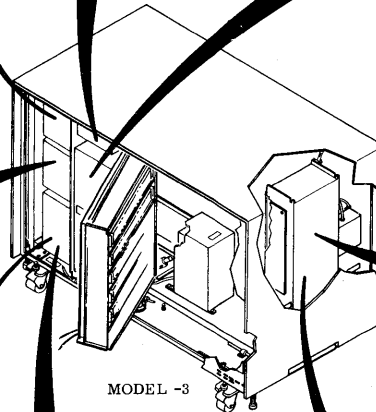
1442-3 CAPACITOR ASSEMBLY - 60 CY  
FIGURE 30  
PAGE 93



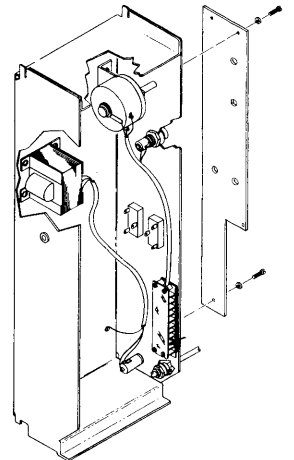
1442-3 CONTROL UNIT ASSEMBLY  
FIGURE 36  
PAGE 105



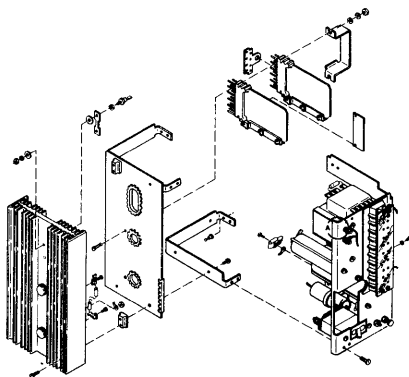
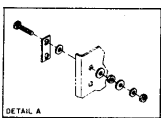
1442-3 12 VOLT AT 2 AMP POWER SUPPLY ASSEMBLY - 50 CY  
FIGURE 35  
PAGE 103



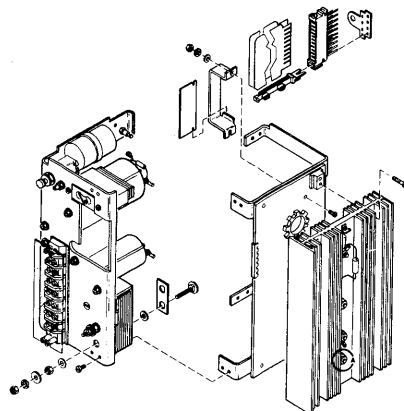
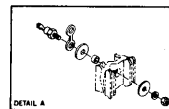
MODEL -3



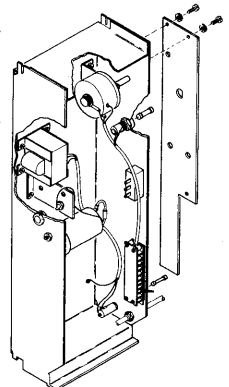
1442-3 4.5 VOLT 4 AMP  
POWER SUPPLY - FIBER OPTICS  
FIGURE 37  
PAGE 107



1442-3 POWER SUPPLY ASSEMBLY  
FIGURE 33  
PAGE 97



1442-3 12 VOLT AT 2 AMP POWER SUPPLY ASSEMBLY - 50 CY  
FIGURE 34  
PAGE 100



1442-3 2.5 VOLT AT 5 AMP  
POWER SUPPLY - PHOTO CELLS  
FIGURE 38  
PAGE 109



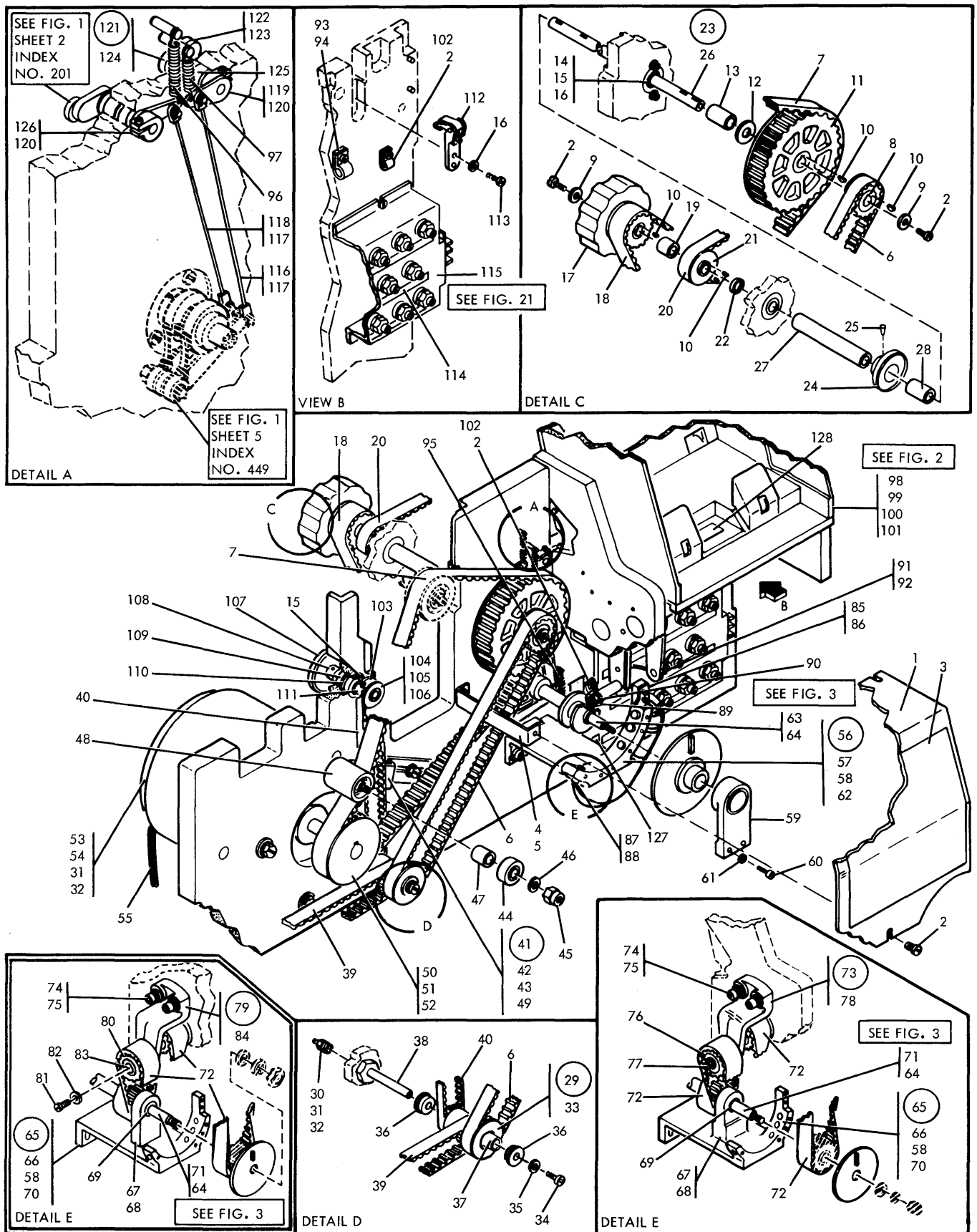


FIGURE 1. TRANSPORT ASSEMBLY. SHEET 1 OF 6. INDEX NOS. 1 - 128. SEE LIST 1.

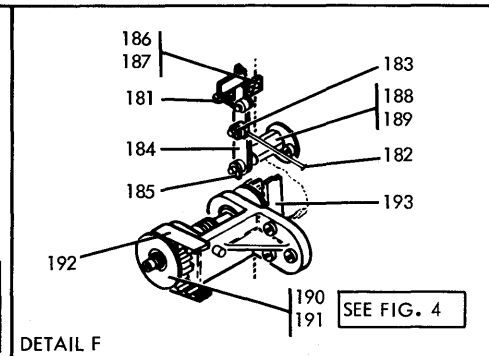
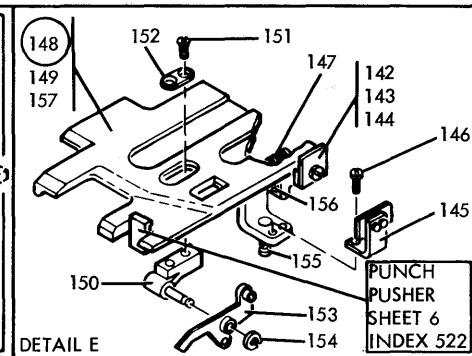
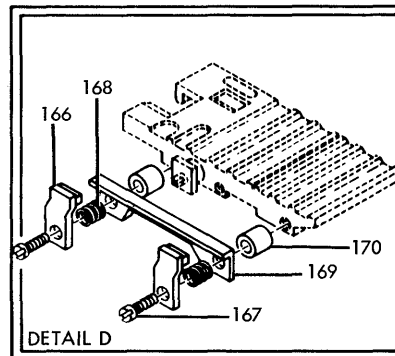
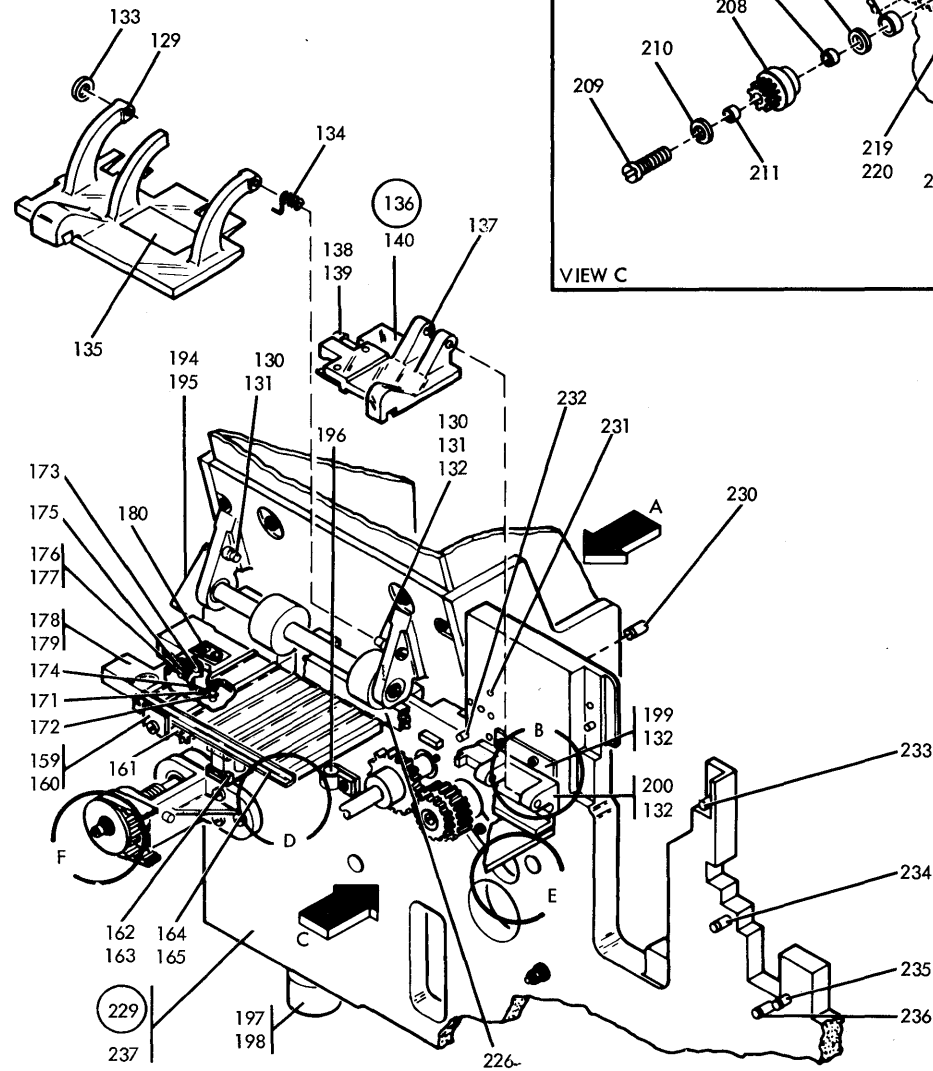
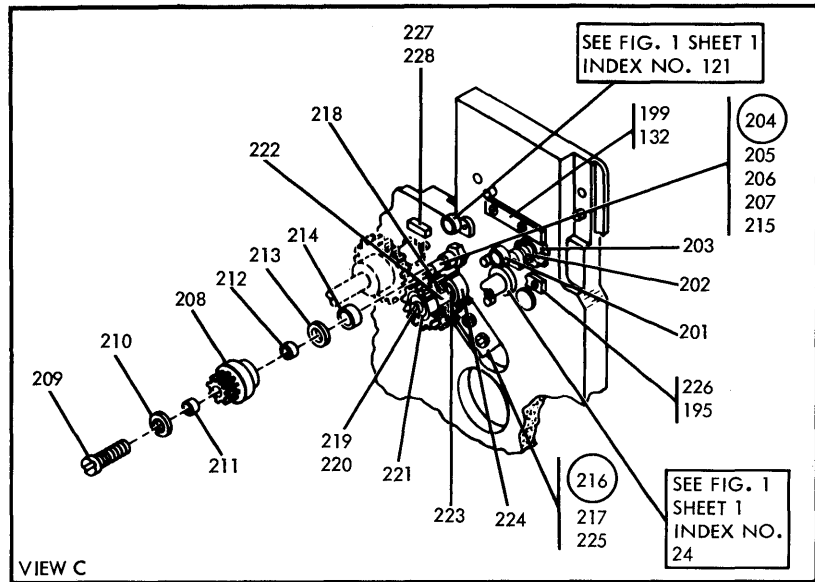
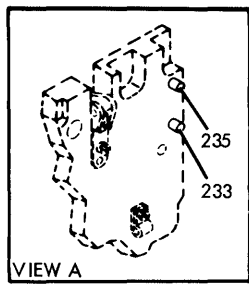


FIGURE 1. TRANSPORT ASSEMBLY. SHEET 2 OF 6. INDEX NOS. 129 - 237. SEE LIST 1.



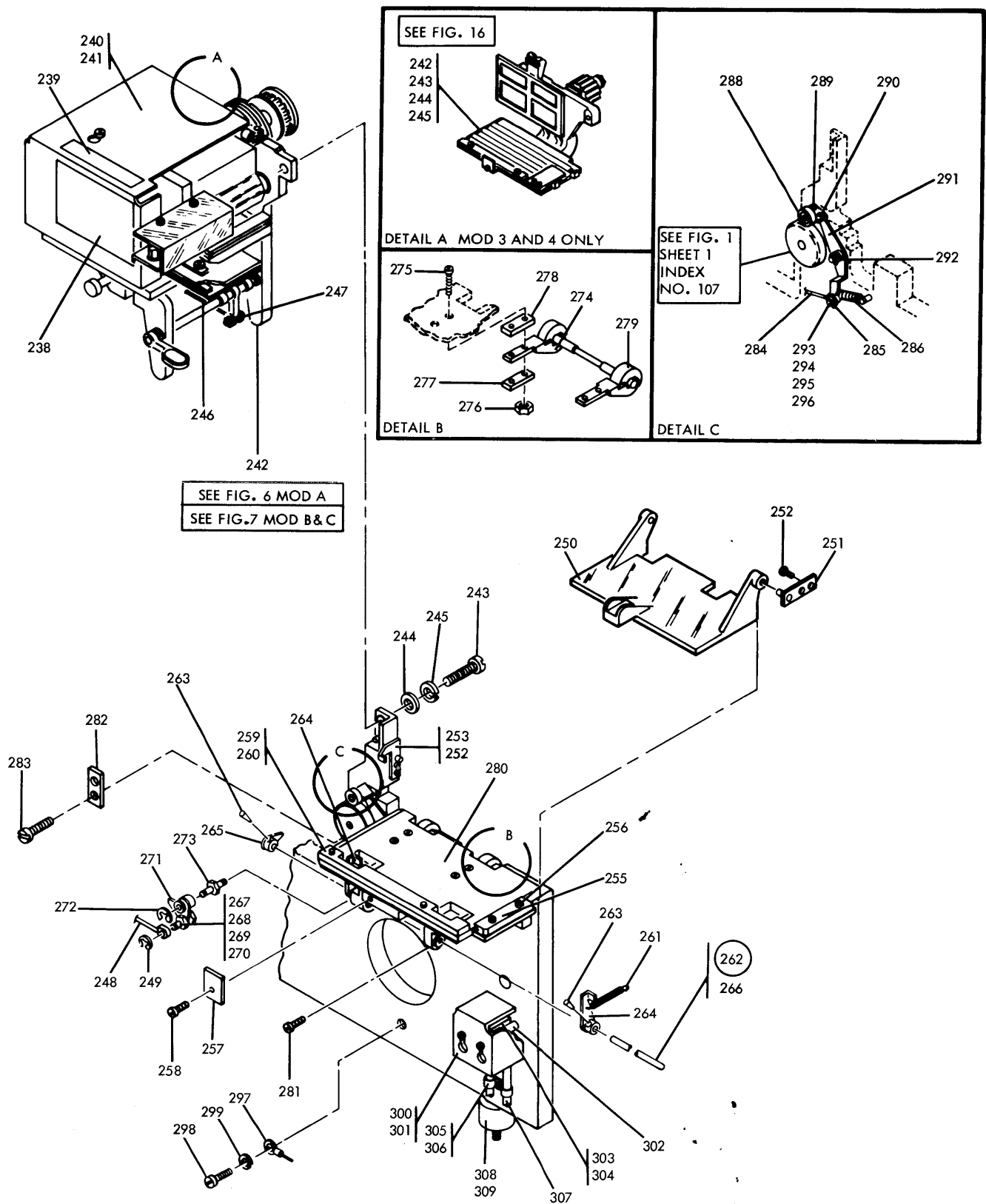


FIGURE 1. TRANSPORT ASSEMBLY. SHEET 3 OF 6. INDEX NOS. 238 - 309. SEE LIST 1.

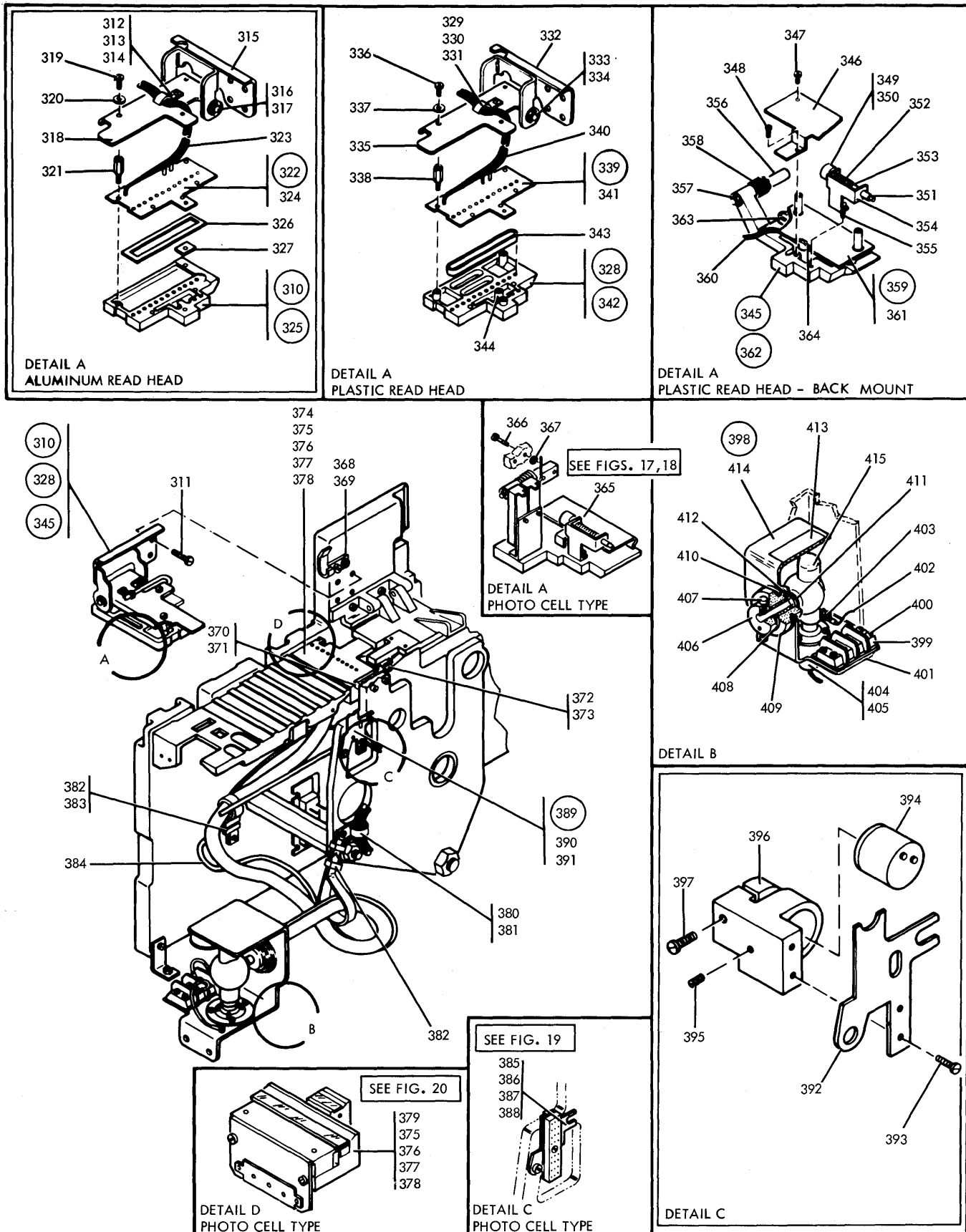


FIGURE 1. TRANSPORT ASSEMBLY. SHEET 4 OF 6. INDEX NOS. 310 - 415. SEE LIST 1.

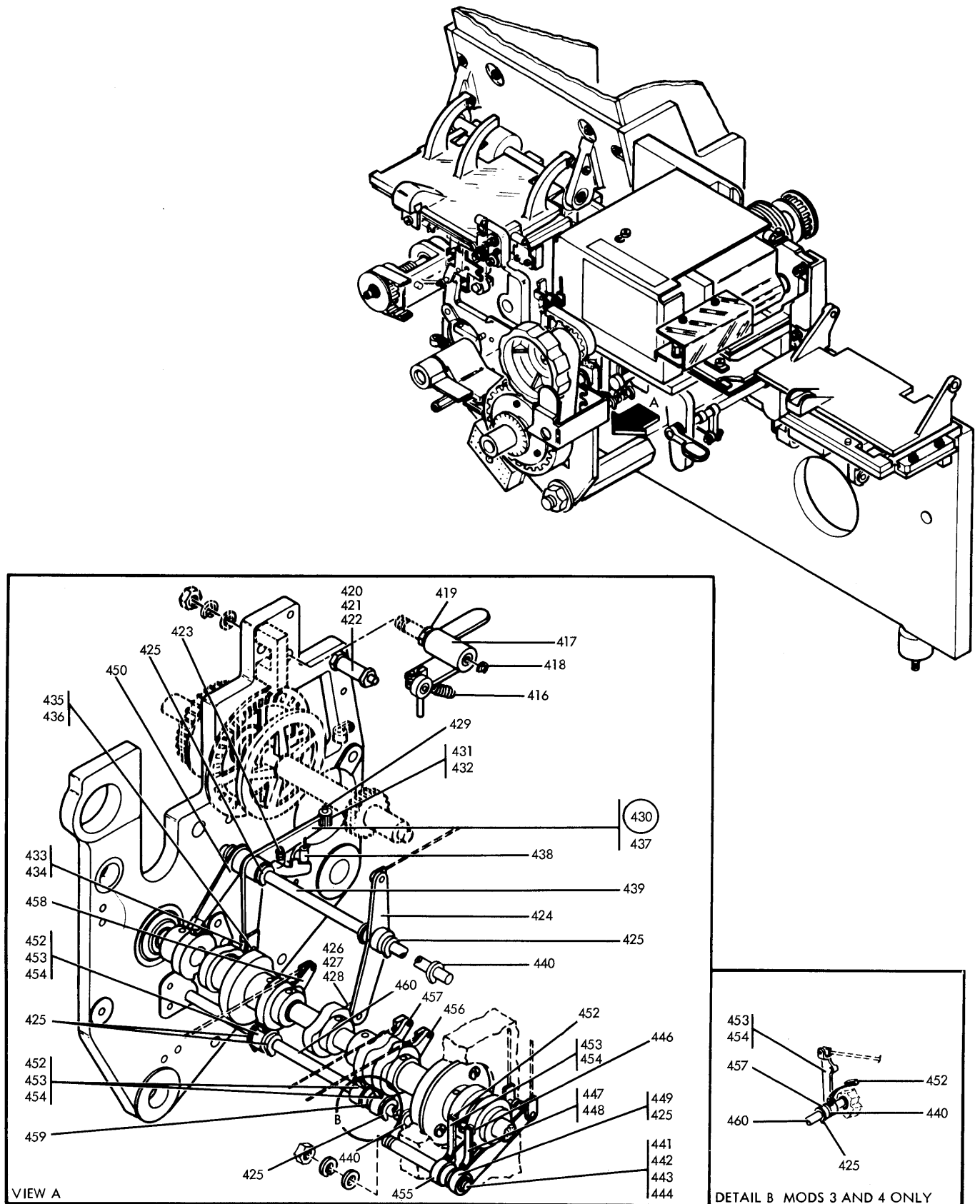


FIGURE 1. TRANSPORT ASSEMBLY. SHEET 5 OF 6. INDEX NOS. 416 - 460. SEE LIST 1.

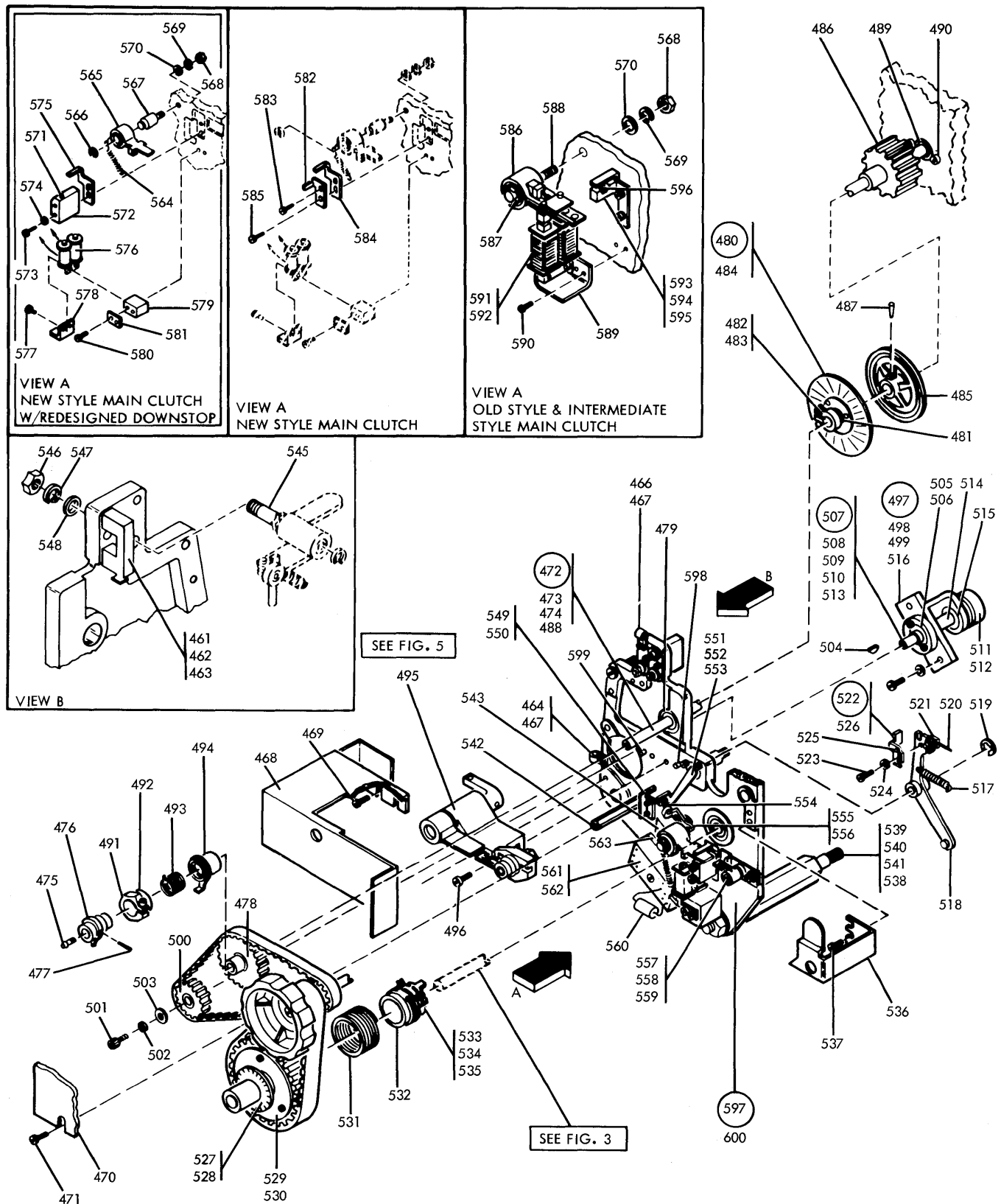


FIGURE 1. TRANSPORT ASSEMBLY. SHEET 6 OF 6. INDEX NOS. 461 - 600. SEE LIST 1.

LIST AND INDEX NO.	PART NO.	DESCRIPTION	UNITS PER ASM.	USABLE ON CODE
		1 2 3 4		
		TRANSPORT ASSEMBLY		
1 -		CODE A USED ON 1442-1 AND -2 TRANSPORT ASSEMBLY CODE B USED ON 1442-3 AND -4 TRANSPORT ASSEMBLY CODE 1 USED ON 1442-1 AND -2 PRIOR TO SERIAL NO. 13258 CODE 2 USED ON 1442-1 AND -2 AFTER SERIAL NO. 13258 CODE 3 USED ON 1442-1 AND -2 PRIOR TO SERIAL NO. 19999 CODE 4 USED ON 1442-1 AND -2 AFTER SERIAL NO. 19999 CODE 5 USED ON 1442-1 AND -2 PRIOR TO SERIAL NO. 13287 CODE 6 USED ON 1442-1 AND -2 AFTER SERIAL NO. 13287 CODE 7 USED ON 1442-1 AND -2 AFTER SERIAL NO. 13296		
-	626400	TRANSPORT ASSEMBLY	REF	A
-	630039	TRANSPORT ASSEMBLY SEE FIG. 1 FOR ILLUSTRATION	REF	B
- 1	612013	. COVER	1	
- 2	34512	. SCREW, BIND. HD 8-32 X .375 LG	11	
- 3	627562	. DECAL-PUNCH AND FEED EMITTERS	1	
- 4	627564	. STAND OFF-FRONT SAFETY COVER	1	
- 5	90261	. SCREW, 10-32	1	
- 6	612838	. TIMING BELT-250 XL 037	1	
- 7	612840	. TIMING BELT-344 XL 062	1	
- 7	630079	. BELT-MAIN DRIVE 60 CYCLE	1	B
- 8	612811	. PULLEY ASM	1	A
- 9	325985	. WASHER, FLAT 3/16 ID X 11/16 OD X 1/16 THK	1	
- 10	12015	. KEY, WOODRUFF	1	
- 11	612770	. PULLEY ASM	1	
- 12	106355	. SPACER- 33/64 ID X 7/8 OD X 0.031 THK	1	
- 13	612766	. SPACER-BEARING READ EJECT SHAFT	1	
- 14	478730	. BEARING, ANGULAR BALL	2	
- 15	10170	. SCREW-MACH, BIND HD NO. 6-32 X .250 LG	4	
- 16	257986	. WASHER, FLAT NO. 6	6	
- 17	612273	. PULLEY ASM	1	
- 18	612673	. TIMING BELT, 170 XL 075	1	
- 19	612267	. SPACER-PULLEY READ EJECT ROLL SHAFT	1	
- 20	612686	. TIMING BELT, 190 XL 037	1	
- 21	612272	. PULLEY ASM	1	
- 22	612268	. SPACER-PULLEY READ EJECT ROLL SHAFT	1	
- 23	612262	. SHAFT ASM - READ EJECT, LOWER	1	
- 24	612264	. . EJECT ROLL ASM	1	
- 25	24695	. . PIN, TAPERED, PLAIN- 7/8 LG X NO. 4-0	1	
- 26	612263	. . SHAFT-READ EJECT ROLL	1	
- 27	612269	. SPACER-BEARING READ EJECT ROLL SHAFT	1	
- 28	612266	. SPACER-BEARING READ EJECT SHAFT	1	
- 29	612818	. STACKER DRIVE IDLER ASM	1	
- 30	22349	. NUT, PLAIN, HEX- 3/8-16 X 9/16 FL W	1	
- 31	10309	. LOCKWASHER	4	
- 32	453	. WASHER, FL- 3/8 X 13/16 OD X 1/16 THK	4	
- 33	612660	. . PULLEY, TIMING BELT	1	
- 34	32042	. . SCREW, MACH BIND. HD 10-32 X 3/8 LG.	1	
- 35	45690	. . WASHER, FL - NO. 10 X 7/16 OD X 1/32 THK	1	
- 36	324403	. . BEARING, BALL, ANNULAR- 0.312 ID 0.750 OD	2	
- 37	612817	. . SPACER-STACKER DRIVE IDLER	1	
- 38	612636	. . SHAFT-STACKER DRIVE IDLER	1	
- 39	612839	. TIMING BELT-260 XL 037	1	
- 40	612672	. TIMING BELT, 190 XL 025	1	
- 41	627620	. IDLER ASM	1	
- 42	234342	. SCREW, ASMD WASHER-FIL HD 1/4-20 X 3/4 LG	1	
- 43	3550	. WASHER, FL- 1/4 X 9/16 OD X 0.050 THK	1	
- 44	156364	. . BEARING, BALL, ANNULAR- 0.375 ID 0.875 OD	2	
- 45	610033	. . STOP NUT-PUNCH IDLER PULLEY	1	
- 46	250785	. . WASHER	1	
- 47	610184	. . SPACER-PUNCH DRIVE IDLER	1	
- 48	610183	. . ROLLER-PUNCH DRIVE IDLER	1	
- 49	627619	. . BRACKET ASM	1	

LIST AND INDEX NO.	PART NO.	DESCRIPTION	UNITS PER ASM.	USABLE ON CODE
		1 2 3 4		
		TRANSPORT ASSEMBLY -CONT		
1 - 50	612023	. PULLEY, 60 CY-160 CPS	1	
- 50	612952	. PULLEY, 50 CY-160 CPS	1	
- 50	612950	. PULLEY, 60 CY-80 CPS	1	
- 50	612953	. PULLEY, 50 CY-80 CPS	1	
		PART OF VOLTAGE GROUPS		
- 51	121521	. SETSCREW-SPLINE DR FP 8-32 X 3/16 LG ATT PT	1	
- 52	467638	. KEY-RATCHET GEAR ATT PT	1	
- 53	627773	. MOTOR ASM, 60 CYCLE- 115/208V	1	A
- 53	627774	. MOTOR ASM 50 CY	1	A
- 53	612955	. MOTOR 50 CY 1/4HP 230V	1	R
- 53	612020	. MOTOR 1/4 H.P. -115/230V 60 CYCLES	1	R
		PART OF VOLTAGE GROUPS		
- 54	10305	. SCREW,CAP-SLOT HEX HD 8-32 X 1.500 LG ATT PT	3	
- 55	601925	. CORD ASM, MOTOR	1	
		PART OF VOLTAGE GROUPS		
- 56	626897	. CARRIER ASM-MAGNET COIL	1	
		USED ON MACH W/BARREL CAM DRIVE		
- 57	104613	. SCREW, ALLEN CAP, 8-32 X 1/2 LG ATT PT	2	
- 58	22478	. WASHER, FL- 0.170 ID 0.375 OD 0.032 THK ATT PT	5	
- 59	626846	. . SUPPORT-BEARING	1	
- 60	256106	. . SCREW,CAP,SOC HD- 8-32 X 7/8 LG ATT PT	2	
- 61	22478	. . WASHER, FL- 0.170 ID 0.375 OD 0.032 THK ATT PT	2	
- 62	626902	. . CARRIER-MAGNETIC PICKUP	1	
- 63	626883	. SHAFT ASM-MAIN CLUTCH	1	
		USED ON MACHINE W/ BARREL CAM DRIVE		
		SEE FIG. 3 FOR DETAIL BREAKDOWN		
- 64	81693	. SCREW,MACH-BIND HD 6-32 X 3/8 LG ATT PT	2	
- 65	612815	. PICKUP CARRIER ASM	1	
		USED ON MACHINE W/ BELT DRIVE		
- 66	226162	. SCREW,CAP,SOC HD- 8-32 X 3/4 LG ATT PT	1	
- 67	627668	. . SUPPORT-SHAFT	1	
- 68	256106	. . SCREW,CAP,SOC HD- 8-32 X 7/8 LG ATT PT	2	
- 69	612816	. . BEARING-NEEDLE MAIN CLUTCH SHAFT	1	
- 70	612710	. . CARRIER-MAGNETIC PICKUP COIL	1	
- 71	612050	. MAIN CLUTCH SHAFT ASSEMBLY	1	
		USED ON MACHINE W/ BELT DRIVE		
		SEE FIG. 3 FOR DETAIL BREAKDOWN		
- 72	612674	. BELT-TIMING, 90 TEETH	1	
- 73	612795	. MULE HITCH IDLER ASM	1	B
- 73	612795	. MULE HITCH IDLER ASM	1	1
		USED ON MACH W/BELT DRIVE		
- 74	169733	. SCREW, SOC HED CAP-1/4-20 UNC X .750 ATT PT	2	
- 75	3550	. WASHER, FL- 1/4 X 9/16 OD X 0.050 THK ATT PT	2	
- 76	612054	. . PULLEY ASM	1	
- 77	612122	. . STUD - IDLER, MULE HITCH	1	
- 78	612121	. . BRACKET	1	
- 79	642082	. MULE HITCH IDLER ASSEMBLY	1	2
- 80	642081	. . PULLEY	1	
- 81	34512	. . SCREW,BIND,HD 8-32 X .375 LG ATT PT	1	
- 82	638132	. . WASHER, FL-0.169 ID 0.625 OD X 0.0940 THK ATT PT	1	
- 83	642088	. . STUD, HEX-3/8-16 THD 0.781 LG	1	
- 84	612121	. . BRACKET	1	
- 85	612711	. POINTER-EMITTER DISK	1	
- 86	251970	. SCREW-MACH BD. HD. 4-40 X 1/4 LG ATT PT	2	
- 87	626529	. PICKUP ASM-EMITTER MAGNET	4	
- 88	257958	. SETSCREW-SPLINE DR FP 4-40 X 3/16 LG ATT PT	4	
- 89	626880	. CAM FOLLOWER	1	1 B
- 89	626880	. CAM FOLLOWER	1	
		USED ON MACH W/CAM DRIVE		
- 90	626252	. INSERT	1	1 B
- 90	626252	. INSERT	1	
		USED ON MACH W/CAM DRIVE		
- 91	626881	. LINK ASM-PICKER KNIFE DRIVE	1	1 B
- 91	626881	. LINK ASM-PICKER KNIFE DRIVE	1	
		USED ON MACH W/CAM DRIVE		
- 92	25282	. RING-RETAINING, EXT 0.125 ID X 0.015 THK ATT PT	2	
- 93	357433	. CLAMP, LOOP- 0.187 ID 0.203 DIA MTG HOLE	1	
- 94	38235	. SCREW MACH 6/32 X .310 LG ATT PT	1	
- 95	612159	. SPRING, EXTENSION	1	
- 96	612279	. SPRING, EXTENSION	1	
- 97	612532	. SPRING, EXTENSION	1	R
- 97	612532	. SPRING, EXTENSION	1	F
- 97	614799	. SPRING-EXT READ MUDGE PRESSURE ROLL	1	A
- 98	612200	. HOPPER ASSEMBLY WITH BELT DRIVE	1	1B
- 98	624903	. HOPPER ASSEMBLY WITH CAM DRIVE	1	
- 98	634521	. HOPPER ASSEMBLY WITH BELT DRIVE	1	2
		SEE FIG. 2 FOR DETAIL BREAKDOWN		
- 99	124987	. SCREW,MACH-HEX SOC HD 1/4-20 X 1-1/4 LG ATT PT	1	
- 100	149908	. SCREW,CAP,SOC HD- 1/4-20 X 1 LG ATT PT	2	
- 101	317464	. SCREW,CAP,SOC HD- 1/4-20 X 5/8 LG ATT PT	1	

LIST AND INDEX NO.	PART NO.	DESCRIPTION	UNITS PER ASM.	USABLE ON CODE
		1 2 3 4		
		TRANSPORT ASSEMBLY -CONT		
1-102	2102365	• CLAMP, CABLE	2	B
-103	612527	• PULLEY	1	
-104	612794	• FLANGE-PUNCH EJECT PULLEY	1	
-105	1090024	• SCREW-MACH HEX HEAD 8-32 X.38 LG ATT PT	1	
-106	1090873	• WASHER-SPLIT LOCK-NO.8 ATT PT	1	
-107	612521	• EJECT ROLL ASM	1	
-108	612525	• SPACER-PUNCH EJECT SHAFT	1	
-109	156364	• BEARING,BALL,ANNULAR- 0.375 ID 0.875 OD	2	
-110	264054	• RING-RETAINING 0.971 OD X 0.042 THK	1	
-111	612526	• SPACER-PULLEY PUNCH EJECT SHAFT	1	
-112	612086	• SHOE ASM	2	
-113	250627	• SCREW, ALLEN CAP 6-32 X 3/8 LG ATT PT	4	
-114	627569	• LABEL, PANEL LAMP ADJUST	1	
-115	612610	• PANEL ASSEMBLY-LAMP ADJUST	1	A
		SEE FIG. 21 FOR ILLUSTRATION		
-116	612150	• LINK ASM	1	
-117	25282	• RING-RETAINING,EXT 0.125 ID X 0.015 THK ATT PT	4	
-118	612277	• EJECT LINK ASM	1	
		MAIN CAM SHAFT TO READ EJECT ROLL		
-119	612142	• ARM ASM	1	
-120	38263	• SCREW,MACH-FIL H 4-40 X 5/16 LG ATT PT	1	
-121	612146	• SHAFT ASM	1	
-122	233355	• • BEARING,BALL,ANNULAR- 0.187 OD 0.500 OD	1	
-123	104699	• • PIN, DOWEL ATT PT □	1	
-124	612147	• • ARM SHAFT ASM	1	
-125	612847	• SPACER	2	
-126	612275	• ARM ASM	1	
-127	627563	• DECAL	1	
-128	196833	• DECAL,CARD PLACEMENT INDICATOR-ENGLISH	1	
-128	3008906	• DECAL,CARD PLACEMENT INDICATOR-FRENCH	1	
-128	4030943	• DECAL,CARD PLACEMENT INDICATOR-GERMAN	1	
		PART OF LANGUAGE GROUP		
-129	612091	• BED-COVER ASM	1	
-130	612626	• STUD-HOPPER CARD COVER HINGE ATT PT	2	
-131	25627	• SCREW,MACH-BIND HD 8-32 X 1/2 LG ATT PT	2	
		USED ON 1442-1 AND -2		
-131	25627	• SCREW,MACH-BIND HD 8-32 X 1/2 LG ATT PT	1	
		USED ON 1442-3 AND -4		
-132	77063	• SCREW,MACH-HEX HD 8-32 X 7/16 LG ATT PT	1	
		USED ON 1442-3 AND -4		
-133	130435	• WASHER,FL- 1/4 X 7/16 OD X 1/16 THK ATT PT	1	
-134	612893	• SPRING	1	
-135	614928	• DECAL-STEEL ROLL IDENTIFICATION	1	6
-136	612534	• COVER ASM-PRE PCH CD	1	A
-136	627798	• GUIDE ASM,PRE-PUNCH	1	P
-137	612625	• PIVOT, PRE-PUNCH COVER ATT PT	2	
-138	612172	• • SPRING ASM	1	
-139	48594	• • SCREW,MACH-BIND HD 4-40 X 0.175 LG ATT PT	2	
-140	626827	• GUIDE-PRE-PUNCH	1	
-141	612752	• BED ASSEMBLY-PREPUNCH □	NP	
		NO NEXT HIGHER ASSEMBLY		
		ORDER DETAIL PARTS THAT FOLLOW		
-142	612630	• • PLATE	1	
-143	1074048	• • SCREW,MACH-HEX HD 8-32 X 5/16 LG ATT PT	1	
-144	24511	• • WASHER,FL-NO. 8 X 5/16 OD X 1/32 THK ATT PT	1	
-145	612537	• • PATTERN ASM	1	
-146	251970	• • SCREW-MACH BD. HD. 4-40 X 1/4 LG ATT PT	2	
-147	626541	• • SPRING-EXTENSION	1	
-148	612718	• • PRE PUNCH BED ASSEMBLY	1	
-149	5528	• • SCREW, MACH BIND HD 8-32 X .625 LG ATT PT	1	
-150	612830	• • • SUPPORT-DRAW	1	
-151	472729	• • • SCREW,MACH-FL CSK HD 4-40 X 3/8 LG ATT PT	2	
-152	612859	• • • PLATE-DRAW SPRING ADJ	1	
-153	612719	• • • DRAG LEVER ASM	1	
-154	1073418	• • • RING-RETAINING ATT PT	1	
-155	612722	• • • ANCHOR-SPRING □	2	
-156	612723	• • • BUSHING-PULL ROD □	1	
-157	612724	• • • BED-PRE-PUNCH	1	
-158	612916	• BED ASSEMBLY-HOPPER INPUT □	NP	
		NO NEXT HIGHER ASSEMBLY		
		ORDER DETAIL PARTS THAT FOLLOW		
-159	612630	• • PLATE	1	
-160	438586	• • SCREW,MACH-UNDRCT BIND HD 8-32 X 7/8 LG ATT PT	1	
-161	612639	• • SPACER	1	
-162	612616	• • BRACKET ASM-RAIL STOP	2	B
-162	612616	• • BRACKET ASM-RAIL STOP	2	3
-163	438548	• • SCREW,MACH-BIND HD 4-40 X 3/16 LG ATT PT	2	

LIST AND INDEX NO.	PART NO.	DESCRIPTION	UNITS PER ASM.	USABLE ON CODE
		1 2 3 4		
		TRANSPORT ASSEMBLY -CONT		
1-164	612101	. . RAIL ASM	1	B
-164	612101	. . RAIL ASM	1	3
-165	236550	. . SCREW,MACH-BIND HD 4-40 X 0.375 LG	2	
-166	614760	. . STOP BRACKET ASM	2	4
-167	614768	. . SCREW	2	
-168	614763	. . SPRING-COMPRESSION HOPPER CLAMPING RAIL	2	4
-169	614762	. . CLAMPING RAIL-HOPPER	2	4
-170	614761	. . SPACER-CARD RAIL	2	4
-171	612720	. . SPRING, EXTENSION	1	
-172	612958	. . STUD-SPRING HOPPER INPUT BED	1	
-173	612957	. . BUTTON	1	
-174	612694	. . DRAG SPRING ASM	1	
-175	1073418	. . RING-RETAINING	1	
-176	612830	. . SUPPORT-DRAG	1	
-177	472729	. . SCREW,MACH-FL CSK HD 4-40 X 3/8 LG	2	
-178	612100	. . BED-HOPPER INPUT	1	
-179	438601	. . SCREW,MACH-UNDRCT BIND HD 10-32 X 7/8 LG	2	
-180	612859	. . PLATE-DRAG SPRING ADJ	1	
-181	612800	. . SPRING, EXTENSION	1	
-182	612518	. . PUSHER LINK ASM	1	
		MAIN CAM SHAFT TO READ PUSHER		
-183	25282	. . RING-RETAINING,EXT 0.125 ID X 0.015 THK	1	
-184	612606	. . PUSHER ARM ASM	1	
-185	257982	. . CLIP,RETAINING-E TYPE 0.188 DIA GROOVE	1	
-186	612682	. . BRACKET	1	
-187	38235	. . SCREW MACH 6/32 X .310 LG	2	
-188	612294	. . PUSHER STUD ASM	1	
-189	32042	. . SCREW, MACH BIND. HD 10-32 X 3/8 LG.	1	
-190	612192	. . ANTI-REVERSE HOPPER INPUT IDLER ASSEMBLY	1	
		SEE FIG. 4 FOR DETAIL BREAKDOWN		
-191	5677	. . SCREW,MACH-BIND HD 10-32 X 3/4 LG	3	
-192	612685	. . BELT-TIMING	1	
		READ CLUTCH IDLER TO ANTI-REVERSE IDLER		
-193	612687	. . TIMING BELT, 160 XL 037	1	
		ANTI-REVERSE IDLER TO HOPPER		
-194	612014	. . COVER-GEARS	1	
-195	34512	. . SCREW,BIND.HD 8-32 X .375 LG	2	
-196	2102365	. . CLAMP, CABLE	1	B
-197	627650	. . WASHER, SHOCK MTG	1	
-198	627639	. . SPACER	1	
-199	627529	. . STOP-PRE-PUNCH CARD GUIDE	1	
-200	612549	. . GUIDE - CARD PRE-PUNCH	1	
-201	612683	. . EJECT PRESS ROLL ASM	1	
-202	612847	. . SPACER	1	
-203	612848	. . SPACER	1	
-204	612137	. . READ NUDGE ROLL ASSEMBLY - NEOPRENE	1	
-204	614927	. . ROLL ASSEMBLY READ NUDGE - STEEL	1	6
-205	251820	. . SCREW,CAP,SDC HD- 6-32 X 1/2 LG	1	
-206	62031	. . WASHER,LOCK-INT TEETH NO. 6 X 0.295 OD	1	
-207	615849	. . WASHER-READ NUDGE	1	
-208	612140	. . NUDGE ASM	1	5
-208	614926	. . GEAR-SPUR NUDGE ROLL	1	6
-209	438548	. . SCREW,MACH-BIND HD 4-40 X 3/16 LG	1	
-210	257985	. . WASHER,FLAT-NO. 4 X 0.250 OD X 0.028 THK	1	
-211	233355	. . BEARING,BALL,ANNULAR- 0.187 OD 0.500 OD	1	5
-211	644762	. . BEARING	1	6
-212	612138	. . SPACER-READ NUDGE ROLL	1	
-213	612765	. . WASHER- 0.618 OD X 0.04 THK	1	
-214	110129	. . BEARING-ANNULAR BALL	1	5
-214	626419	. . BEARING	1	6
-215	612141	. . SHAFT-NUDGE ROLL	1	
-216	612131	. . LOWER READ IDLER ASSEMBLY	1	
-217	332620	. . SCREW,MACH-BIND HD 10-32 X 1/2 LG	2	
-218	612136	. . GEAR ASM	1	
-219	438548	. . SCREW,MACH-BIND HD 4-40 X 3/16 LG	1	
-220	257985	. . WASHER,FLAT-NO. 4 X 0.250 OD X 0.028 THK	1	
-221	233355	. . BEARING,BALL,ANNULAR- 0.187 OD 0.500 OD	1	
-222	612135	. . SPACER-READ NUDGE IDLER	1	
-223	612765	. . WASHER- 0.618 OD X 0.04 THK	1	
-224	110129	. . BEARING-ANNULAR BALL	1	
-225	612132	. . BAR ASSEMBLY, IDLER SHAFT	1	
-226	612663	. . PLATE-CARD GUIDE	1	



LIST AND INDEX NO.	PART NO.	DESCRIPTION	UNITS PER ASM.	USABLE ON CODE
		1 2 3 4		
		TRANSPORT ASSEMBLY -CONT		
1 -227	612130	• CARD BED-READ NUDGE ROLL	1	
-228	38443	• SCREW,MACH-FL CSK HD 6-32 X 5/16 LG ATT PT	2	
-229	612002	• BACKBONE ASM □	1	
-230	612005	• • ANCHOR-SPRING	2	
-231	612644	• • BEARING	3	
-232	104696	• • PIN,STR,HOLS- 1/8 DIA X 1/2 LG	2	
-233	104699	• • PIN,DOWEL	6	
-234	612004	• • STUD-PUNCH EJECT PRESSURE ROLL	1	
-235	104701	• • PIN,DOWEL	7	
-236	612006	• • STUD-SPRING	2	
-237	612003	• • BACKBONE	1	
-238	638098	• LABEL, ENGLISH	1	A
-238	3009696	• LABEL, GERMAN	1	A
-238	3009695	• LABEL, FRENCH	1	A
		PART OF LANGUAGE GROUPS		
-239	627617	• DECAL	1	A
-240	612465	• SHIELD-PUNCH	1	A
-241	58207	• SCREW,MACH-UNDRCT BIND HD 8-32 X 1/4 LG ATT PT	2	
-242	626415	• PUNCH UNIT ASSEMBLY	1	A
		SEE FIG. 7 FOR DETAIL BREAKDOWN		
-242	612940	• PUNCH UNIT ASSEMBLY	1	A
		SEE FIG. 6 FOR DETAIL BREAKDOWN		
-242	627599	• BED ASSEMBLY-PUNCH REPLACE	1	B
		SEE FIG. 16 FOR DETAIL BREAKDOWN		
-243	317464	• SCREW,CAP,SOC HD- 1/4-20 X 5/8 LG ATT PT	3	
-244	3550	• WASHER,FL- 1/4 X 9/16 OD X 0.050 THK ATT PT	3	
-245	65756	• WASHER,LOCK ATT PT	3	
-246	612634	• PUSH LINK ASM	1	
		MAIN CAM SHAFT TO PUNCH UNIT PRESS. ROLL		
-247	25282	• RING-RETAINING,EXT 0.125 ID X 0.015 THK	2	
-248	612688	• LINK ASM	1	
		MAIN CAM SHAFT TO CORNERING STATION		
-249	25282	• RING-RETAINING,EXT 0.125 ID X 0.015 THK	1	
-250	612259	• COVER,CORNERING STA-NON ISOLATED STACKER	1	
-251	612843	• BRACKET ASM	1	
-252	10170	• SCREW-MACH,BIND HD NO. 6-32 X .250 LG	2	
-253	612096	• BRACKET ASM	1	
-254	612919	• CORNER STATION □	NP	
		NO NEXT HIGHER ASSEMBLY		
		ORDER DETAIL PARTS THAT FOLLOW		
-255	612624	• • BUMPER-CORNERING STATION	2	
-256	186758	• • SCREW,MACH-BIND HD 8-32 X 7/16 LG ATT PT	2	
-257	611971	• • LATCH-CARD COVER MAGNET	1	
-258	186759	• • SCREW,MACH-BIND HD 8-32 X 5/16 LG ATT PT	1	
-259	612662	• • RAIL-CORNERING STATION GUIDE	1	
-260	25627	• • SCREW,MACH-BIND HD 8-32 X 1/2 LG ATT PT	2	
-261	612633	• • SPRING, EXTENSION	1	
-262	612247	• • STK PUSH ASM	1	
-263	23096	• • • PIN,TAPERED,PLAIN- 1/2 LG X NO. 6 ATT PT □	3	
-264	612249	• • • ARM,STACKER PUSHER □	2	
-265	612252	• • • PUSH LEVER ASM □	1	
-266	612248	• • • SHAFT-CARD PUSHER □	1	
-267	612531	• • ECCENTRIC STUD-EJECT ROLL LINKAGE	1	
-268	23931	• • NUT,PLAIN,HEX- 8-32 X 5/16 FL W ATT PT	1	
-269	22478	• • WASHER,FL- 0.170 ID 0.375 OD 0.032 THK ATT PT	1	
-270	1090873	• • WASHER-SPLIT LOCK-NO.8 ATT PT	1	
-271	612244	• • STK PUSH BELL CRANK ASM	1	
-272	257982	• • CLIP,RETAINING-F TYPE 0.188 DIA GROOVE ATT PT	1	
-273	612682	• • BRACKET	1	
-274	336651	• • BRACKET-LOWER FEED ROLL	2	
-275	38434	• • SCREW,MACH-FH 4-40 X 7/16 LG ATT PT	4	
-276	37913	• • NUT, HEX 4-40 NC ATT PT	4	
-277	602493	• • PLATE-FEED ROLL CLAMP	2	
-278	602495	• • INSULATOR-LOWER FEED ROLL	2	
-279	363466	• • ROLL-TRANSPORT LOWER	1	
-280	612255	• • BED ASSEMBLY-NON ISOLATED STACKER	1	
-281	438624	• • SCREW,MACH-UNDRCT BIND HD 1/4-20 X 1 LG ATT PT	2	
-282	612887	• RAIL-GUIDE	1	
-283	236550	• SCREW,MACH-BIND HD 4-40 X 0.375 LG ATT PT	1	
-284	612529	• EJECT LINK ASM	1	
		MAIN CAM SHAFT TO PUNCH EJECT ROLL		
-285	25282	• RING-RETAINING,EXT 0.125 ID X 0.015 THK ATT PT	2	
-286	731089	• SPRING	1	

LIST AND INDEX NO.	PART NO.	DESCRIPTION 1 2 3 4	UNITS PER ASM.	USABLE ON CODE
		TRANSPORT ASSEMBLY -CONT		
1-287	612988	. ARM ASSEMBLY-PUNCH EJ PR RL NO NEXT HIGHER ASSEMBLY ORDER DETAIL PARTS THAT FOLLOW	NP	
-288	627596	. . ROLL ASM	1	
-289	627592	. . SCREW-PUNCH EJECT PRESSURE ROLL ATT PT	1	
-290	627591	. . SCREW ATT PT	1	
-291	627594	. . ARM ASSEMBLY	1	
-292	257982	. . CLIP,RETAINING-E TYPE 0.188 DIA GROOVE ATT PT	1	
-293	612531	. . ECCENTRIC STUD-EJECT ROLL LINKAGE	1	
-294	1090873	. . WASHER-SPLIT LOCK-NO.8 ATT PT	1	
-295	22478	. . WASHER,FL- 0.170 ID 0.375 OD 0.032 THK ATT PT	1	
-296	23931	. . NUT,PLAIN,HEX- 8-32 X 5/16 FL W ATT PT	1	
-297	552597	. JUMPER ASM-GROUND	1	
		SEE FIG. 43 FOR COMPONENT PARTS		
-298	236849	. SCREW,BINDING HEAD MACHINE ATT PT	1	
-299	600560	. WASHER-LOCK ATT PT	1	
-300	626688	. COVER-RELAY SAFETY	1	
		PART OF VOLTAGE GROUPS		
-301	438572	. SCREW,MACH-UNDRCT BIND HD 6-32 X 2 LG ATT PT	2	
		PART OF VOLTAGE GROUPS		
-302	207721	. SPACER-RELAY	1	
		PART OF VOLTAGE GROUPS		
-303	189939	. RELAY-MOTOR START WIND	1	
		PART OF VOLTAGE GROUPS		
-304	55726	. SCREW,MACH-BIND HD 6-32 X .188 LG ATT PT	3	
		PART OF VOLTAGE GROUPS		
-305	473590	. CABLE CLAMP	1	
		PART OF VOLTAGE GROUPS		
-306	81693	. SCREW,MACH-BIND HD 6-32 X 3/8 LG ATT PT	1	
		PART OF VOLTAGE GROUPS		
-307	626680	. CABLE ASM	1	
		PART OF VOLTAGE GROUPS		
		SEE LIST 43 FOR COMPONENT PARTS		
-308	120571	. WASHER,FL- 1/4 X 5/8 OD X 1/16 THK	1	
-309	627639	. SPACER	1	
-310	611979	. READ HEAD ASSEMBLY	1	
-311	35739	. SCREW,MACH-BIND HD 6-32 X 15/16 LG ATT PT	4	
-312	31641	. . STRAP,RETAINING-CABLE	1	
-313	438548	. . SCREW,MACH-BIND HD 4-40 X 3/16 LG ATT PT	1	
-314	56722	. . WASHER,LOCK-EXT T .141 ID ATT PT	1	
-315	626454	. . PIVOT ASM	1	
-316	626461	. . PIN-READ HEAD PIVOT ATT PT	2	
-317	122846	. . RING,RETAINING-EXT 0.172 ID X 0.015 THK ATT PT	2	
-318	626457	. . SHIELD-READ CARD	1	
-319	338238	. . SCREW, MACH-BD HD 4-40 NC X .3125 LG ATT PT	3	
-320	257985	. . WASHER,FLAT-NO. 4 X 0.250 OD X 0.028 THK ATT PT	3	
-321	614993	. . SPACER-READ HEAD	3	
-322	611978	. . PHOTO DETECT CARD ASM	1	
-323	627784	. . . CABLE ASM-RD HD □	1	
		SEE LIST 43 FOR COMPONENT PARTS		
-324	611977	. . . CARD ASM-PHOTO DETECTOR □	1	
-325	612986	. . BASE ASM	1	
-326	614994	. . . SEAL	1	
-327	612987	. . . SEAL	1	
-328	626462	. READ HEAD ASM	1	
-329	31641	. . STRAP,RETAINING-CABLE	1	
-330	438548	. . SCREW,MACH-BIND HD 4-40 X 3/16 LG ATT PT	1	
-331	56722	. . WASHER,LOCK-EXT T .141 ID ATT PT	1	
-332	626454	. . PIVOT ASM	1	
-333	626461	. . PIN-READ HEAD PIVOT ATT PT	2	
-334	122846	. . RING,RETAINING-EXT 0.172 ID X 0.015 THK ATT PT	2	
-335	626457	. . SHIELD-READ CARD	1	
-336	338238	. . SCREW, MACH-BD HD 4-40 NC X .3125 LG ATT PT	3	
-337	257985	. . WASHER,FLAT-NO. 4 X 0.250 OD X 0.028 THK ATT PT	3	
-338	626460	. . SPACER-READ HEAD	3	
-339	626932	. . CARD CABLE ASM-READ STATION	1	
-340	627784	. . . CABLE ASM-RD HD □	1	
		SEE LIST 43 FOR COMPONENT PARTS		
-341	627785	. . . CARD ASM-PHOTO DETECTOR □	1	
-342	626927	. . OPTIC ROD BASE ASM	1	
-343	630157	. . . SEAL-12 POS INSERT	1	
-344	627788	. . . SEAL-CD LEVER INSERT	1	
-345	627780	. HEAD ASSEMBLY-READ	1	
-346	627789	. . SHIELD-HD ASM-RD	1	
-347	438552	. . SCREW,MACH-BIND HD 4-40 X 3/4 LG ATT PT	2	
-348	236550	. . SCREW,MACH-BIND HD 4-40 X 0.375 LG ATT PT	1	

LIST AND INDEX NO.	PART NO.	DESCRIPTION	UNITS PER ASM.	USABLE ON CODE
		1 2 3 4		
		TRANSPORT ASSEMBLY -CONT		
1 -349	612178	. . KNOB-LAMP HOUSE LATCH	1	
-350	257957	. . SETSCREW-SPLINE DR CUP PT 4-40 X 1/8 LG ATT PT	1	
-351	627795	. . PIN-RD BASE LATCH ATT PT	1	
-352	117363	. . SPRING-LATCH	1	
-353	150804	. . WASHER ATT PT	1	
-354	627796	. . BRACKET-RD BASE LATCH	1	
-355	251970	. . SCREW-MACH BD. HD. 4-40 X 1/4 LG ATT PT	2	
-356	612167	. . HINGE-READ STATION	1	
-357	25282	. . RING-RETAINING,EXT 0.125 ID X 0.015 THK ATT PT	1	
-358	657568	. . SPRING	1	
-359	626932	. . CARD CABLE ASM-READ STATION	1	
-360	627784	. . . CABLE ASM-RD HD □	1	
		SEE LIST 43 FOR COMPONENT PARTS		
-361	627785	. . . CARD ASM-PHOTO DETECTOR □	1	
-362	626927	. . . OPTIC ROD BASE ASM □	1	
-363	630157	. . . SEAL-12 POS INSERT	1	
-364	627788	. . . SEAL-CD LEVER INSERT	1	
-365	612160	. LAMP ASSEMBLY-READ STATION	1	
		SEE FIGURES 17 AND 18 FOR DETAIL BREAKDOWN		
-366	322065	. SCREW,MACH-BIND HD 6-32 X 5/8 LG ATT PT	4	
-367	612884	. SHIM-READ STA. HINGE MOUNTING	1	
-368	612692	. LATCH-LAMP HOUSING	1	A
-369	38235	. SCREW MACH 6/32 X .310 LG ATT PT	2	
-370	626458	. DOWNSTOP-READ HEAD	1	
-371	322065	. SCREW,MACH-BIND HD 6-32 X 5/8 LG ATT PT	2	
-372	626459	. LATCH-READ HEAD	1	
-373	108114	. SCREW,MACH-BIND HD 4-40 X 0.156 LG ATT PT	2	
-374	627791	. BED LIGHT INPUT	1	B
-375	438568	. SCREW,MACH-UNDRCT BIND HD 6-32 X 1-1/8 ATT PT	2	
-376	612918	. BLOCK-LOCATING READ CELL ASM	1	
-377	186924	. SCREW ATT PT	2	
-378	257985	. WASHER,FLAT-NO. 4 X 0.250 OD X 0.028 THK ATT PT	2	
-379	612186	. HOUSING ASSEMBLY-READ CELL	1	A
		SEE FIG. 20 FOR DETAIL BREAKDOWN		
-380	357433	. CLAMP,LOOP- 0.187 ID 0.203 DIA MTG HOLE USED ON FIBER OPTICS	1	
-381	322550	. SCREW,MACH-BIND HD 6-32 X 1/2 LG ATT PT	1	
-382	532393	. CLAMP-ADJUSTABLE CABLE USED ON FIBER OPTICS	2	
-383	34512	. SCREW,BIND.HD 8-32 X .375 LG ATT PT	1	
-384	626842	. FIBER BUNDLE-EMITTER	1	
-385	612180	. BLOCK ASSEMBLY-SOLAR CELL	1	
		SEE FIG. 19 FOR DETAIL BREAKDOWN		
-386	38235	. SCREW MACH 6/32 X .310 LG ATT PT	1	
-387	612828	. STUD-ECCENTRIC EMITTER ADJUST ATT PT	1	
-388	612829	. SCREW-EMITTER BLOCK PIVOT ATT PT	1	
-389	626841	. PHOTO DETECT ASM	1	B
-390	612829	. SCREW-EMITTER BLOCK PIVOT ATT PT	1	
-391	38235	. SCREW MACH 6/32 X .310 LG ATT PT	1	
-392	612831	. . BRACKET-EMITTER READ BLOCK	1	
-393	251970	. . SCREW-MACH BD. HD. 4-40 X 1/4 LG ATT PT	2	
-394	626840	. . PHOTO DETECTOR HOLDER ASM	1	
-395	257960	. . SETSCREW-HEADLESS FP 4-40 X 1/4 LG ATT PT	1	
-396	626839	. . HOUSING-PHOTO DETECTOR HOLDER	1	
-397	438553	. . SCREW,MACH-BIND HD 4-40 X 7/8 LG ATT PT	1	
-398	626933	. LIGHT SOURCE BRKT ASM	1	
-399	81766	. . TERMINAL BOARD- 2 DBL SCREW TERMINALS	1	
-400	322550	. . SCREW,MACH-BIND HD 6-32 X 1/2 LG ATT PT	4	
-401	612778	. . INSULATOR	1	
-402	828429	. . JUMPER ASSEMBLY-FUSE TRAP	1	
-403	58207	. . SCREW,MACH-UNDRCT BIND HD 8-32 X 1/4 LG ATT PT	1	
-404	614987	. . SOCKET ASM	1	
-405	438548	. . SCREW,MACH-BIND HD 4-40 X 3/16 LG ATT PT	3	
-406	627776	. . ECCENTRIC-FIBRE BUNDLE MTG-INNER	1	
-407	614999	. . SCREW-BUNDLE MOUNTING ATT PT	2	
* -408	2180772	. . O RING, RUBBER, .644 ID	1	7
* -409	627777	. . ECCENTRIC-FIBRE BUNDLE MTG-OUTER	1	
-410	647085	. . O-RING	1	7
-411	517746	. . RING,RETAINING-EXT 0.715 ID X 0.042 THK	1	
-412	626928	. . RING-BOWED RETAINING	1	
-413	630138	. . DECAL-LAMP VOLTAGE	1	
-414	627779	. . BRACKET-LAMP MOUNTING	1	
-415	626908	. PHOTO SOURCE	1	
-416	612293	. SPRING, EXTENSION	1	
-417	626834	. PRESSURE ARM ASM	1	
-418	332747	. RING,RETAINING-EXT 0.207 ID X 0.025 THK ATT PT	1	

LIST AND INDEX NO.	PART NO.	DESCRIPTION	UNITS PER ASM.	USABLE ON CODE
1 2 3 4				
		TRANSPORT ASSEMBLY -CONT		
1-419	627576	• SHIM-RD-PRESS ROLL PIVOT	1	
-420	602269	• INSULATOR-NYLON TIP JACK	1	
-421	438590	• SCREW, MACH-UNDRCT BIND HD 8-32 X 1 3/4 ATT PT	1	
-422	257189	• NUT - HEX-8-32UNC THD ATT PT	1	
-423	612705	• SPRING, EXTENSION	1	
-424	612297	• PUSH CAM FOLLOWER ARM ASM	1	
-425	257982	• CLIP,RETAINING-E TYPE 0.188 DIA GROOVE ATT PT	9	
-426	612157	• GREASE-WIPER	1	
-427	612158	• CLIP-GREASE WIPER	1	
-428	48594	• SCREW,MACH-BIND HD 4-40 X 0.175 LG ATT PT	1	
-429	612291	• PUSH ROD-READ PRES. ROLL	1	
-430	612283	• CAM FOLLOWER ASM	1	
-431	612462	• • SCREW	1	
-432	221	• • NUT,PLAIN,HEX- 10-32 X 5/16 FL W ATT PT	1	
-433	225574	• • BEARING,BALL,ANNULAR- 0.125 ID 0.375 OD	1	
-434	612763	• • SPACER-BRG READ PRESS. ROLL FOLLOWER	2	
-435	614677	• • SHAFT-CAM FOLLOWER BEARING	1	
-436	2177014	• • RING-RETAINING ATT PT	1	
-437	612284	• • CAM FOLLOWER	1	
-438	612704	• ROD-PUSHER	1	
-439	612693	• SHAFT-UPPER CAM FOLLOWERS	1	
-440	122846	• RING,RETAINING-EXT 0.172 ID X 0.015 THK ATT PT	2	
-441	612691	• STUD-CAM FOLLOWER MTG.	1	
-442	3960	• NUT,PLAIN,HEX- 1/4-20 X 7/16 FL W ATT PT	1	
-443	6935	• WASHER,LOCK-SPLIT 1/4 X 0.493 OD ATT PT	1	
-444	3550	• WASHER,FL- 1/4 X 9/16 OD X 0.050 THK ATT PT	1	
-445	612849	• FOLL ASSEMBLY-RD NUDGE □	NP	
-445	612895	• FOLL ASSEMBLY-RD CLU TRIP □ NO NEXT HIGHER ASSEMBLY ORDER DETAIL PARTS THAT FOLLOW	NP	
-446	612157	• • GREASE-WIPER	1	
-447	612158	• • CLIP-GREASE WIPER	1	
-448	48594	• • SCREW,MACH-BIND HD 4-40 X 0.175 LG ATT PT	1	
-449	612153	• • CAM FOLLOWER ASM USED ON READ NUDGE FOLLOWER ASM	1	
-450	612697	• • CLUTCH TRIP ARM ASM USED ON READ CLUTCH TRIP FOLLOWER ASM	1	
-451	612826	• FOLLOWER ASM □ NO NEXT HIGHER ASSEMBLY ORDER DETAIL PARTS THAT FOLLOW	NP	
-452	612157	• • GREASE-WIPER	4	
-453	612158	• • CLIP-GREASE WIPER	4	
-454	48594	• • SCREW,MACH-BIND HD 4-40 X 0.175 LG ATT PT	4	
-455	612632	• • CAM FOLLOWER USED ON READ EJECT FOLLOWER ASM	1	
-456	612632	• • CAM FOLLOWER USED ON PUNCH EJECT FOLLOWER ASM	1	
-457	612632	• • CAM FOLLOWER USED ON PUNCH PRESSURE ROLL FOLLOWER ASM	1	A
-457	630065	• • SPACER-ARM	1	B
-458	612632	• • CAM FOLLOWER USED ON STACKER PUSHER FOLLOWER ASM	1	
-459	612171	• SPACER-CAM FOLLOWER	2	
-460	612690	• SHAFT-CAM FOLLOWER PIVOT	1	
-461	612292	• DOWNSTOP-READ PRESSURE ROLL	1	
-462	170228	• SCREW,ASMD WASHER- 6-32 X 5/8 LG ATT PT	2	
-463	24327	• WASHER,FLAT 0.156 ID X 0.0625 THK ATT PT	2	
-464	2102366	• CLAMP,LOOP- 0.470 ID 0.170 DIA MTG HOLE	1	
-466	2102365	• CLAMP, CABLE	2	
-467	81693	• SCREW,MACH-BIND HD 6-32 X 3/8 LG ATT PT	1	
-468	612015	• COVER-IDLER PULLEY	1	
-469	34512	• SCREW,BIND.HD 8-32 X .375 LG ATT PT	2	
-470	612017	• COVER ASSEMBLY-CLUTCH	1	
-471	34512	• SCREW,BIND.HD 8-32 X .375 LG ATT PT	3	
-472	612030	• READ CLUTCH SHAFT ASSEMBLY	1	
-473	251970	• SCREW-MACH BD. HD. 4-40 X 1/4 LG ATT PT	1	
-474	10610	• WASHER	1	
-475	171059	• • FITTING,LUBRICATION- 0.194 PRESS FIT	1	
-476	612032	• • STUD,ARM	1	
-477	139472	• • PIN,TAPERED,PLAIN- 3/4 LG X NO. 4-0 ATT PT	2	
-478	612035	• • PULLEY ASM	1	
-479	156364	• • BEARING,BALL,ANNULAR- 0.375 ID 0.875 OD	1	
-480	612039	• • EMITTER ASM	1	
-481	612042	• • • RIVET-EMITTER □	3	
-482	612041	• • • HUB-EMITTER CLAMPING	1	
-483	250627	• • • SCREW, ALLEN CAP 6-32 X 3/8 LG ATT PT	1	
-484	612040	• • • EMITTER-READ □	1	

LIST AND INDEX NO.	PART NO.	DESCRIPTION	UNITS PER ASM.	USABLE ON CODE
		1 2 3 4		
		TRANSPORT ASSEMBLY -CONT		
1-485	612043	• • WHEEL ASM	1	
-486	612046	• • GEAR, SPUR	1	
-487	4327	• • PIN,TAPER NO. 5-0 X .562 LG ATT PT	1	
-488	612031	• • SHAFT-READ CLUTCH	1	
-489	110129	• BEARING-ANNULAR BALL	1	
-490	25197	• SCREW-MACH BD. HD. 4-40 X 1/4 LG ATT PT	2	
-491	30377	• COLLAR,SHAFT-PUNCH CLUTCH SPLIT	1	
-492	228348	• SCREW,CAP,SOC HD- 5-40 X 5/8 LG ATT PT	1	
-493	614679	• SPRING	1	
-494	626150	• CONTROL SLEEVE ASM	1	
-495	612640	• READ CLUTCH ASSEMBLY	1	
		SEE FIG. 5 FOR DETAIL BREAKDOWN		
-496	332620	• SCREW,MACH-BIND HD 10-32 X 1/2 LG ATT PT	2	
-497	612024	• READ CLUTCH IDLER ASSEMBLY	1	
-498	234333	• SCREW,ASMD WASHER-FIL H 10-32 X 3/4 LG ATT PT	2	
-499	45690	• WASHER, FL - NO.10 X 7/16 OD X 1/32 THK ATT PT	2	
-500	612026	• • PULLEY ASM	1	
-501	75449	• SCREW,CAP,SOC HD- 10-32 X 3/8 LG ATT PT	1	
-502	9092	• WASHER-LOCK,SPLIT RING, .194 ID .3370D ATT PT	1	
-503	47242	• WASHER,FL-NO. 12 X 1/2 OD X 0.062 THK ATT PT	1	
-504	180364	• • KEY, STEEL	1	
-505	612850	• • SPACER-PULLEY	1	
-506	55726	• SCREW,MACH-BIND HD 6-32 X .188 LG ATT PT	2	
-507	614791	• • PULLEY ASM-READ CLUTCH	1	
-508	75449	• SCREW,CAP,SOC HD- 10-32 X 3/8 LG ATT PT	1	
-509	9092	• WASHER-LOCK,SPLIT RING, .194 ID .3370D ATT PT	1	
-510	47242	• WASHER,FL-NO. 12 X 1/2 OD X 0.062 THK ATT PT	1	
-511	626790	• • PULLEY	1	
-512	29930	• • PIN,TAPERED,PLAIN- 1 LG X NO. 3 ATT PT	1	
-513	626793	• • SHAFT-READ FEED CLUTCH	1	
-514	612028	• • SPACER-READ FEED CLUTCH	1	
-515	156364	• • BEARING,BALL,ANNULAR- 0.375 ID 0.875 OD	2	
-516	612025	• • HOUSING-READ CLUTCH IDLER	1	
-517	612603	• SPRING, EXTENSION	1	
-518	612597	• PUNCH PUSHER ARM ASM	1	
-519	257982	• CLIP,RETAINING-E TYPE 0.188 DIA GROOVE ATT PT	1	
-520	612540	• PULL ROD ASM	1	
		PUNCH PUSHER		
-521	25282	• RING-RETAINING,EXT 0.125 ID X 0.015 THK ATT PT	1	
-522	612605	• PUSH PUNCH ASM	1	
-523	186923	• SCREW-CAP,SOC HD 4-40 X 1/4 LG ATT PT	1	
-524	257985	• WASHER,FLAT-NO. 4 X 0.250 OD X 0.028 THK ATT PT	1	
-525	42758	• • PIN, DOWEL	2	
-526	626538	• • PUSHER-PUNCH REGISTRATION	1	
-527	612841	• DISC-MAIN CLUTCH INDEX	1	
-528	48594	• SCREW,MACH-BIND HD 4-40 X 0.175 LG ATT PT	3	
-529	647083	• PULLEY AND HUB ASM,MAIN CLUTCH INPUT	1	
-530	10170	• SCREW-MACH,BIND HD NO. 6-32 X .250 LG ATT PT	3	
-531	612118	• SPRING	1	
-532	612125	• SLEEVE ASSEMBLY-MAIN CLUTCH	1	
-533	612980	• CLAMP-MAIN CLUTCH SPRING	1	
-534	149897	• SCREW,CAP,SOC HD- 8-32 X 0.375 LG ATT PT	2	
-535	22478	• WASHER,FL- 0.170 ID 0.375 OD 0.032 THK ATT PT	2	
-536	612842	• POINTER-MAIN CLUTCH INDEX	1	
-537	10170	• SCREW-MACH,BIND HD NO. 6-32 X .250 LG ATT PT	2	
-538	453	• WASHER,FL- 3/8 X 13/16 OD X 1/16 THK ATT PT	6	
-539	612011	• STANDOFF-OUTBOARD CASTING	3	
-540	22349	• NUT,PLAIN,HEX- 3/8-16 X 9/16 FL W ATT PT	5	
-541	10309	• LOCKWASHER ATT PT	5	
-542	612018	• STUD-CLUTCH COVER	1	
-543	626740	• LABEL-EDGE CONNECTOR BLOCK	1	
-544	612896	• OUTBOARD CASTING ASM	NP	
		NO NEXT HIGHER ASSEMBLY		
		ORDER DETAIL PARTS THAT FOLLOW		
-545	612290	• • STUD-READ PRESSURE ROLL PIVOT ATT PT	1	
-546	3960	• • NUT,PLAIN,HEX- 1/4-20 X 7/16 FL W ATT PT	1	
-547	6935	• • WASHER,LOCK-SPLIT 1/4 X 0.493 OD ATT PT	1	
-548	3550	• • WASHER,FL- 1/4 X 9/16 OD X 0.050 THK ATT PT	1	
-549	612706	• • CLUTCH TRIP ARM STOP ASM	1	
-550	25627	• • SCREW,MACH-BIND HD 8-32 X 1/2 LG ATT PT	2	
-551	612594	• • PUSHER STUD ASM	1	
-552	81693	• • SCREW,MACH-BIND HD 6-32 X 3/8 LG ATT PT	2	
-553	257986	• • WASHER,FLAT NO. 6 ATT PT	2	
-554	627672	• • SCREW-PUNCH PUSHER ADJUSTMENT	1	
-555	627671	• • BRACKET-PUNCH PUSHER ADJUSTMENT	1	
-556	81693	• • SCREW,MACH-BIND HD 6-32 X 3/8 LG ATT PT	1	
-557	612665	• • BACKSTOP ASSEMBLY	1	

LIST AND INDEX NO.	PART NO.	DESCRIPTION	UNITS PER ASM.	USABLE ON CODE
		1 2 3 4		
		TRANSPORT ASSEMBLY -CONT		
* 1-558	234330	• • SCREW,MACH-RH 10-32 X 0.438 LG ATT PT	1	B
-559	156807	• • WASHER,FL-NO. 10 X 7/16 OD X 0.062 THK ATT PT	1	
-560	1135018	• • DIODE ASSEMBLY	1	
-561	302090	• • CONNECTOR,RECP,ELEC- 24 FEMALE CONTACTS	1	
-562	438549	• • SCREW,MACH-BIND HD 4-40 X 7/16 LG ATT PT	1	
-563	302131	• • STRIP-TERMINAL BLOCK INSULATOR	1	
-564	626506	• • SPRING	1	
-565	626497	• • ARMATURE ASSEMBLY-MAIN CLUTCH	1	
-566	237245	• • RING,RETAINING-EXT 0.300 ID X 0.035 THK ATT PT	1	
-567	626491	• • STUD-PIVOT	1	
-568	627653	• • NUT ATT PT	1	
-569	6935	• • WASHER,LOCK-SPLIT 1/4 X 0.493 OD ATT PT	1	
-570	3550	• • WASHER,FL- 1/4 X 9/16 OD X 0.050 THK ATT PT	1	
-571	647074	• • SPRING	1	
-572	647073	• • DOWNSTOP-BLOCK TYPE	1	
-573	438569	• • SCREW,MACH-UNDRCT BIND HD 6-32 X 1-1/4 ATT PT	2	
-574	257986	• • WASHER,FLAT NO. 6 ATT PT	2	
-575	626508	• • UP STOP	1	
-576	626293	• • COIL ASM	1	
-577	5528	• • SCREW, MACH BIND HD 8-32 X .625 LG ATT PT	2	
-578	611984	• • ANCHOR-SPRING	1	
-579	626507	• • BRACKET	1	
-580	438589	• • SCREW,MACH-BIND HD 8-32 X 1-1/2 LG ATT PT	2	
-581	594940	• • SPACER-LOWER BRACKET	1	
-582	611993	• • DOWNSTOP-UPSTOP	1	
-583	601939	• • SCREW-SHOULDER ATT PT	1	
-584	626508	• • UP STOP	1	
-585	81693	• • SCREW,MACH-BIND HD 6-32 X 3/8 LG ATT PT	1	
-586	612737	• • ARMATURE ASSEMBLY-MAIN CLUTCH USED ON OLD STYLE MAIN CLUTCH	1	
-586	626490	• • ARMATURE ASSEMBLY-MAIN CLUTCH USED ON INTERMEDIATE STYLE MAIN CLUTCH		
-587	237245	• • RING,RETAINING-EXT 0.300 ID X 0.035 THK ATT PT	1	
-588	612119	• • STUD-THREADED .250-28 X 1.63 LG USED ON OLD STYLE MAIN CLUTCH	1	
-588	626491	• • STUD-PIVOT USED ON INTERMEDIATE STYLE MAIN CLUTCH	1	
-589	612664	• • BRACKET	1	
-590	186758	• • SCREW,MACH-BIND HD 8-32 X 7/16 LG ATT PT	2	
-591	612676	• • CORE AND COIL ASSEMBLY	1	
-592	186759	• • SCREW,MACH-BIND HD 8-32 X 5/16 LG ATT PT	2	
-593	612117	• • DOWNSTOP	1	
-594	170228	• • SCREW,ASMD WASHER- 6-32 X 5/8 LG ATT PT	2	
-595	257986	• • WASHER,FLAT NO. 6 ATT PT	2	
-596	612120	• • SPRING	1	
-597	612008	• • OUTBOARD CASTING ASM	1	
-598	104699	• • PIN, DOWEL □	2	
-599	612010	• • STUD-READ PRESSURE ROLL SPRING □	1	
-600	612009	• • FRAME-OUTBOARD □	1	

FOR PARTS NOT SHOWN  
SEE FIG. 1 SHEET 1

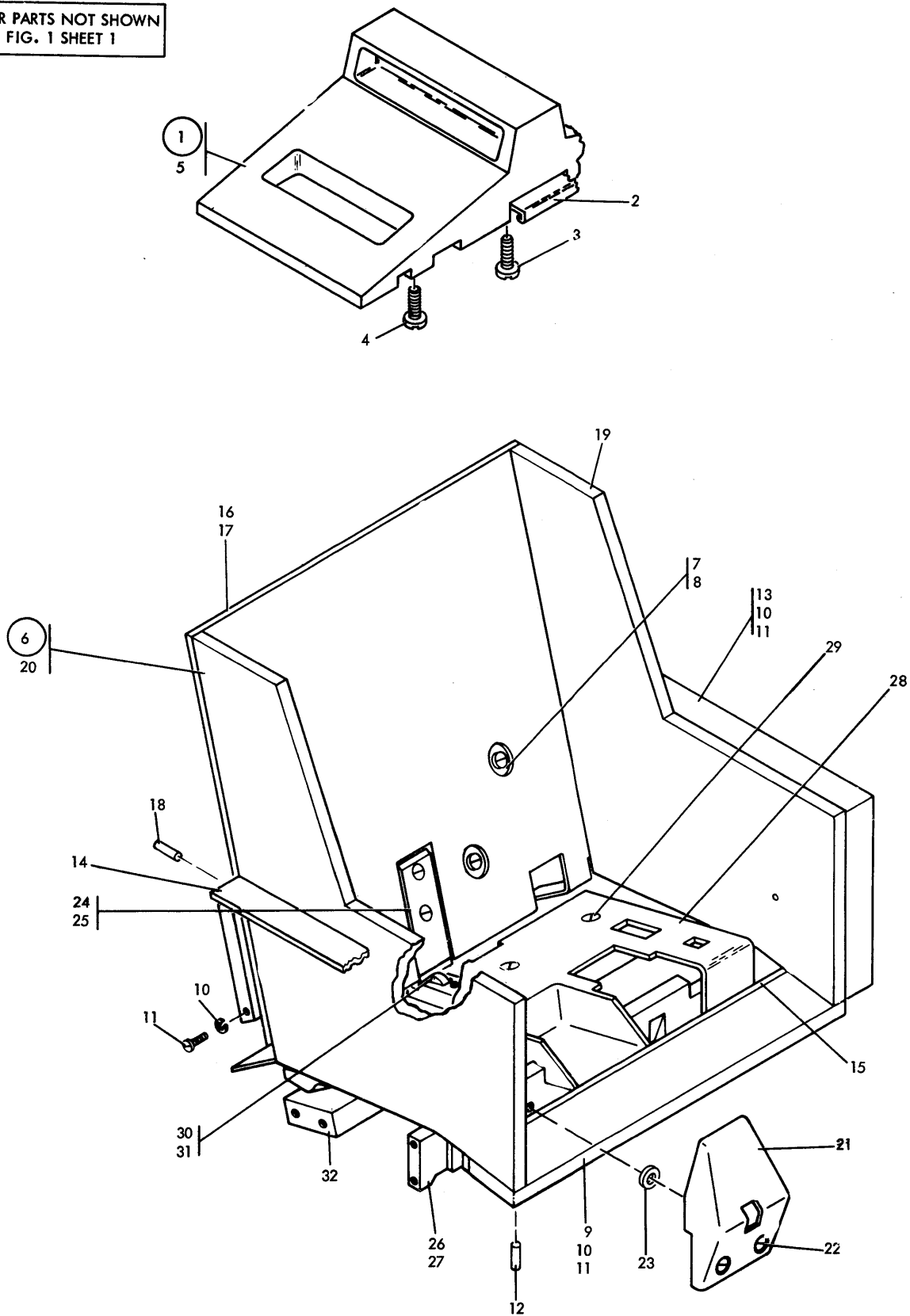


FIGURE 2. HOPPER ASSEMBLY. SHEET 1 OF 3. INDEX NOS. 1 - 32. SEE LIST 2.

FOR PARTS NOT SHOWN  
SEE FIG. 1 SHEET 1

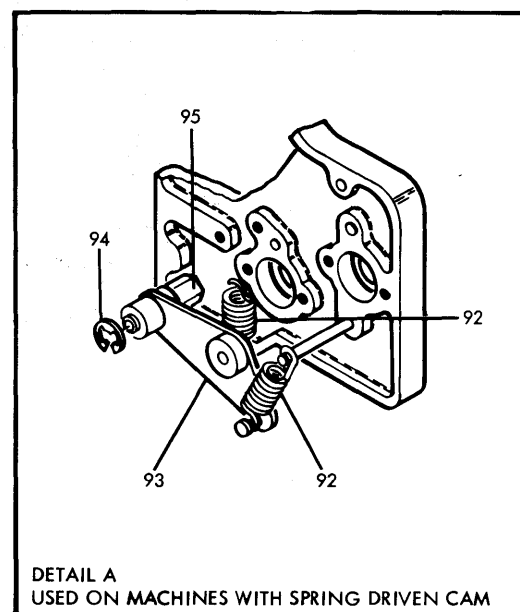
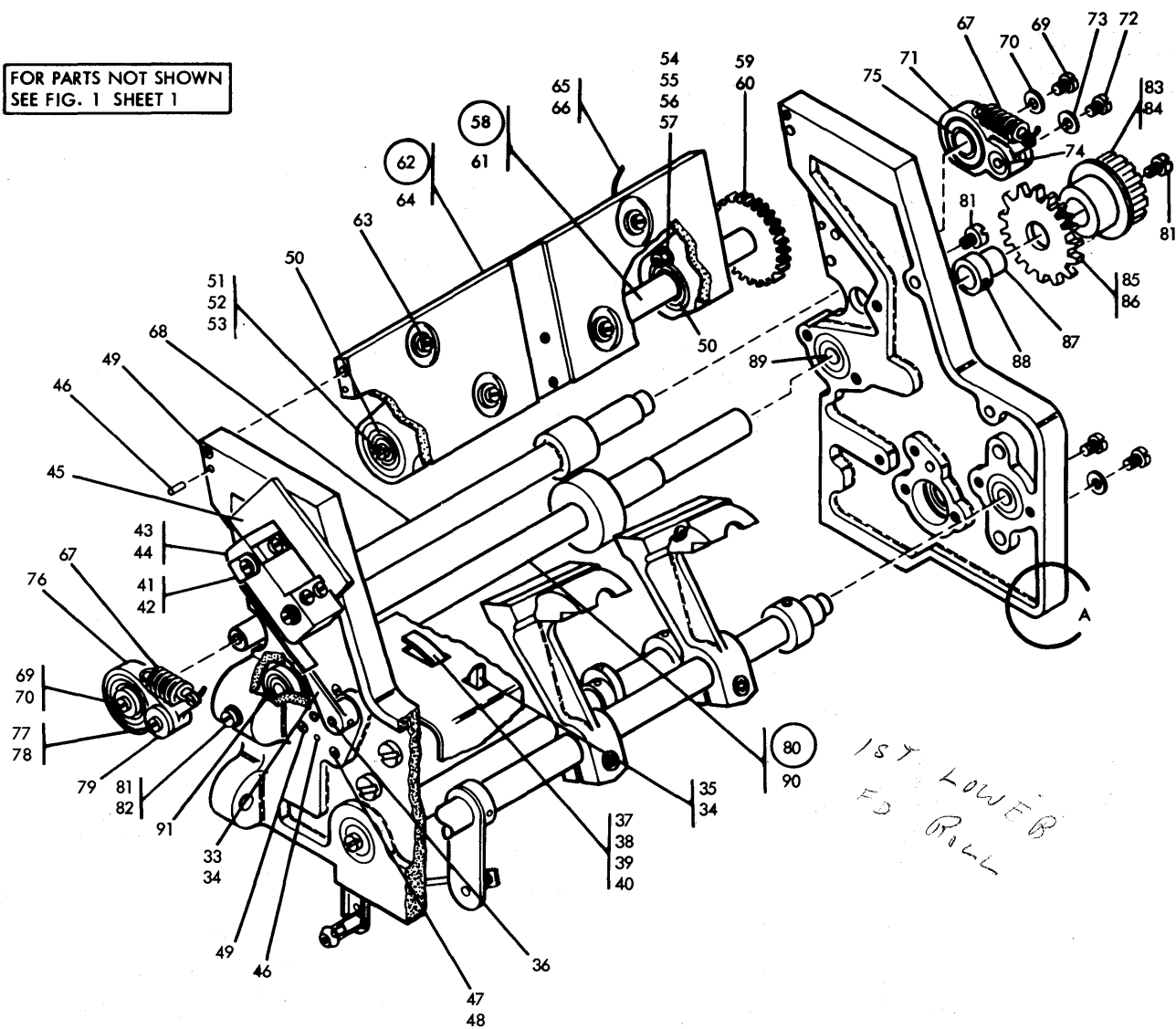


FIGURE 2. HOPPER ASSEMBLY. SHEET 2 OF 3. INDEX NOS. 33 - 95. SEE LIST 2.



FOR PARTS NOT SHOWN  
SEE FIG. 1 SHEET 1

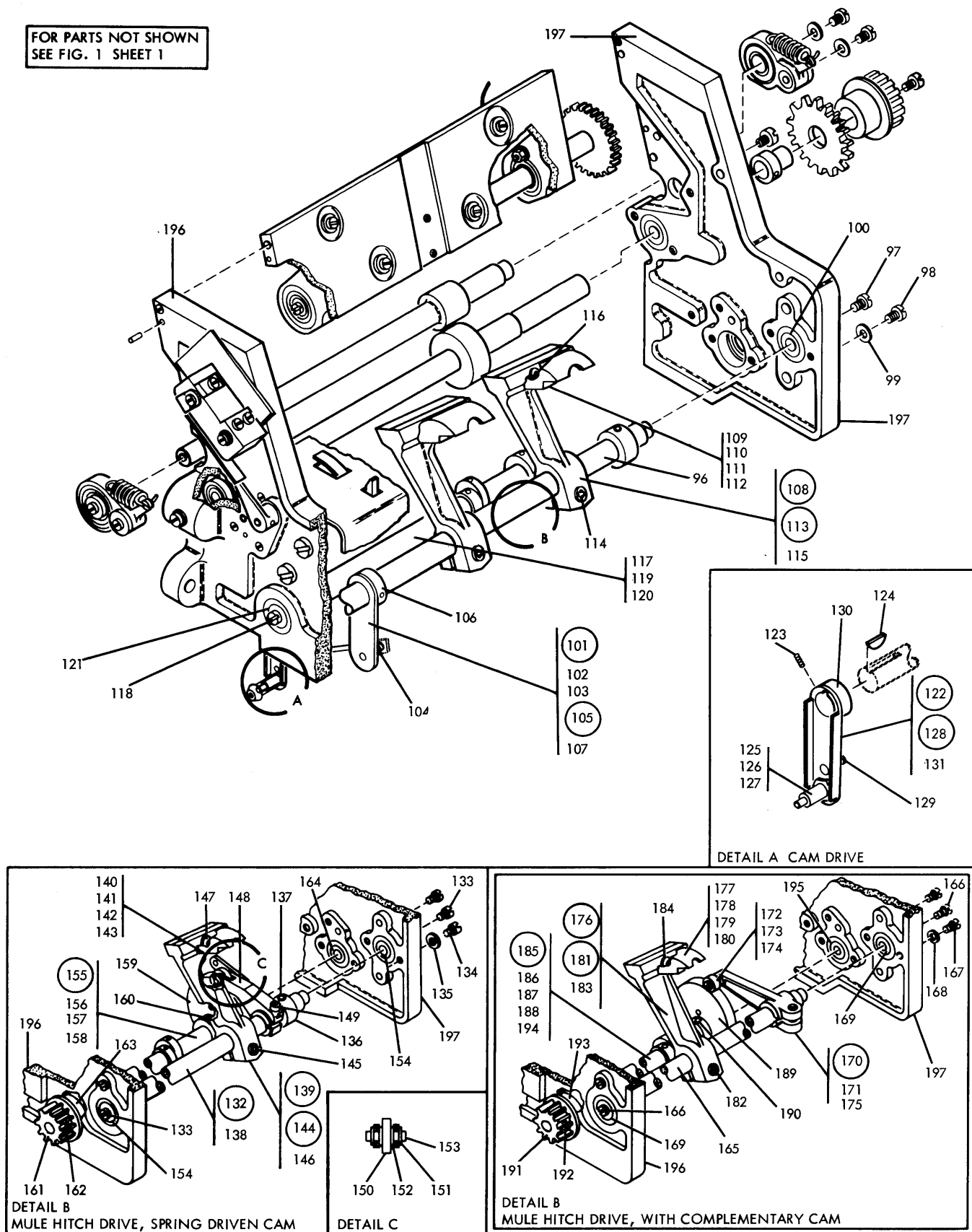


FIGURE 2. HOPPER ASSEMBLY. SHEET 3 OF 3. INDEX NOS. 96 -197 . SEE LIST 2.

LIST AND INDEX NO.	PART NO.	DESCRIPTION	UNITS PER ASM.	USABLE ON CODE
		1 2 3 4		
		HOPPER ASSEMBLY		
2 -		CODE A USED ON HOPPER ASSEMBLY WITH MULE HITCH DRIVE, SPRING DRIVEN CAM CODE B USED ON HOPPER ASSEMBLY WITH CAN DRIVE CODE C USED ON HOPPER ASSEMBLY WITH MULE HITCH DRIVE WITH COMPLEMENTARY CAM CODE 1 USED ON 1442-3 AND 1442-4 AND ON 1442-1 AND -2 PRIOR TO SN 13258 CODE 2 USED ON 1442-1 AND -2 AFTER SERIAL NO. 13258		
-	612200	HOPPER ASSEMBLY SEE FIGURE 1-98 FOR NEXT HIGHER ASM AND FIGURE 2 FOR ILLUSTRATION	REF	1A
-	626903	HOPPER ASSEMBLY SEE FIGURE 1-98 FOR NEXT HIGHER ASM AND FIGURE 2 FOR ILLUSTRATION	REF	1B
-	634521	HOPPER ASSEMBLY SEE FIGURE 1-98 FOR NEXT HIGHER ASM AND FIGURE 2 FOR ILLUSTRATION	REF	2C
- 1	336675	. CARD WEIGHT ASM PART OF SHIPPING GROUPS	1	
- 2	336249	. . SPRING	1	
- 3	55726	. . SCREW, MACH-BIND HD 6-32 X .188 LG	2	
- 4	336688	. . SCREW	1	
- 5	336673	. . CARD WEIGHT	1	
- 6	612932	. FRAME ASM	1	
- 7	612996	. SCREW	2	
- 8	257189	. . NUT - HEX-8-32UNC THD	2	
- 9	612243	. . PLATE-HOPPER SIDE PLATES	1	
- 10	6364	. . WASHER, LOCK-SPLIT NO. 6 X 1/4 OD	4	
- 11	38353	. . SCREW, MACH-FIL H 6-32 X 7/16 LG	4	
- 12	303217	. . PIN, SPRING- 0.134 X 0.625 LG	4	
- 13	612993	. . FILLER, R.H. HOPPER SIDE PLATE	1	
- 14	612994	. . FILLER, L.H. HOPPER SIDE PLATE	1	
- 15	612759	. . PAD	1	
- 16	612213	. . PLATE-HOPPER FACE	1	
- 17	612933	. . SCREW	4	
- 18	1077739	. . PIN, SPRING- 0.103 X 0.375 LG	4	
- 19	612241	. . PLATE-HOPPER RIGHT SIDE	1	
- 20	612242	. . PLATE-HOPPER LEFT SIDE		
- 21	336144	. POST-CARD	2	
- 22	232	. SCREW, MACH-FIL H 10-32 X 1/2 LG	4	
- 23	603554	. SPACER	2	
- 24	336151	. KNIFE ASSEMBLY	1	
- 25	225859	. SCREW	2	
- 26	607207	. BAR	1	
- 27	19944	. SCREW-BINDING HEAD MACHINE, UNDERCUT	4	
- 28	607206	. PLATE, BED	1	
- 29	2179	. SCREW, MACH-FL CSK HD 8-32 X 5/8 LG	4	
- 30	336232	. BLOCK ASSEMBLY, THROAT ROLLER	1	
- 31	55918	. SCREW, MACH-BIND HD 10-32 X 5/8 LG	2	
- 32	336259	. BAR-THROAT ROLLER BLOCK SUPPORT	1	
- 33	602185	. LEVER	1	
- 34	257957	. SETSCREW-SPLINE DR CUP PT 4-40 X 1/8 LG	2	
- 35	602238	. LEVER	1	
- 36	602196	. SHAFT	1	
- 37	609780	. SPRING	2	
- 38	52522	. SCREW, MACH-FH, 4-40 X 5/16 LG	2	
- 39	22066	. WASHER, FL- 0.140 ID 0.281 OD 0.025 THK	3	
- 40	257186	. NUT, PLAIN, HEX- 4-40 X 5/16 FL W	2	
- 41	357433	. CLAMP, TOP- 0.187 ID 0.203 DIA MTG HOLE	1	
- 42	22066	. WASHER, FL- 0.140 ID 0.281 OD 0.025 THK	3	
- 43	238364	. SWITCH, LEVER, SPDT 50VOLTS DC	1	
- 44	438554	. SCREW, MACH-BIND HD 4-40 X 1 LG	2	
- 45	804211	. INSULATOR-SWITCH	1	
- 46	311462	. PIN, SPRING- 0.133 X 0.750 LG	6	
- 47	321483	. SCREW, MACH-BIND HD 8-32 X 1 LG	2	
- 48	336300	. DOWEL PIN	2	
- 49	19944	. SCREW-BINDING HEAD MACHINE, UNDERCUT	6	
- 50	156364	. BEARING, BALL, ANNULAR- 0.375 ID 0.875 OD	2	
- 51	186759	. SCREW, MACH-BIND HD 8-32 X 5/16 LG	1	
- 52	332922	. RING, RETAINING	1	
- 53	2903	. WASHER, FL-NO. 6 X 1/2 OD X 1/32 THK	1	
- 54	322550	. SCREW, MACH-BIND HD 6-32 X 1/2 LG	2	
- 55	257986	. WASHER, FLAT NO. 6	3	

LIST AND INDEX NO.	PART NO.	DESCRIPTION	UNITS PER ASM.	USABLE ON CODE
		1 2 3 4		
		HOPPER ASSEMBLY -CONT		
2 - 56	6364	. WASHER, LOCK-SPLIT NO. 6 X 1/4 OD	ATT PT	1
- 57	257187	. NUT-HEX, NO. 6-32	ATT PT	1
- 58	627741	. ROLL ASM		1
- 59	612223	. . PULLEY		1
- 60	14464	. . PIN, TAPERED, PLAIN- 11/16 LG X NO. 5	ATT PT	1
- 61	627742	. . ROLL AND SHAFT		1
- 62	612934	. BAR ASM		1
- 63	612935	. . MOUNT ASSEMBLY		2
- 64	612234	. . BAR-THROAT KNIFE SUPPORT		1
- 65	319886	. JUMPER ASSEMBLY-NO 14		1
- 66	55901	. LOCKWASHER, EXTERNAL TOOTH	ATT PT	2
- 67	612239	. SPRING, HELICAL, EXTEN-10 TURNS 0.911 LG		2
- 68	612224	. FEED ROLL SHAFT		1
- 69	34512	. SCREW, BIND, HD 8-32 X .375 LG	ATT PT	2
- 70	183841	. WASHER-SPRING	ATT PT	2
- 71	607216	. HANGER ASM		1
- 72	5528	. SCREW, MACH BIND HD 8-32 X .625 LG	ATT PT	1
- 73	183841	. WASHER-SPRING	ATT PT	1
- 74	607215	. SLEEVE		1
- 75	156364	. BEARING, BALL, ANNULAR- 0.375 ID 0.875 OD		1
- 76	607096	. HANGER		1
- 77	5528	. SCREW, MACH BIND HD 8-32 X .625 LG	ATT PT	1
- 78	183841	. WASHER-SPRING	ATT PT	1
- 79	607215	. SLEEVE		1
- 80	612214	. SHAFT ASSEMBLY		1
- 81	10170	. SCREW-MACH, BIND HD NO. 6-32 X .250 LG	ATT PT	3
- 82	257986	. WASHER, FLAT NO. 6	ATT PT	1
- 83	612029	. . PULLEY ASSEMBLY		1
- 84	29930	. . PIN, TAPERED, PLAIN- 1 LG X NO. 3	ATT PT	1
- 85	612223	. . PULLEY		1
- 86	14464	. . PIN, TAPERED, PLAIN- 11/16 LG X NO. 5		1
- 87	139340	. . SPACER-DOUBLE PAPER FEED SHAFT		1
- 88	4327	. . PIN, TAPER NO. 5-0 X .562 LG	ATT PT	1
- 89	613875	. . BEARING-BALL		1
- 90	612215	. . SHAFT		1
- 91	110129	. BEARING-ANNULAR BALL		1
- 92	612240	. SPRING		2
- 93	612902	. FOLLOWER		1
- 94	257982	. CLIP, RETAINING-E TYPE 0.188 DIA GROOVE	ATT PT	1
- 95	612907	. STUD-FOLLOWER PICKER KNIFE COMPLEMENT		1
- 96	626253	. SHAFT		1
		PICKER KNIFE		
- 97	34512	. SCREW, BIND, HD 8-32 X .375 LG	ATT PT	2
- 98	10170	. SCREW-MACH, BIND HD NO. 6-32 X .250 LG	ATT PT	2
- 99	183841	. WASHER-SPRING	ATT PT	2
-100	156364	. BEARING, BALL, ANNULAR- 0.375 ID 0.875 OD		2
-101	626879	. ARM ASM-PICKERKNIFE SHAFT		1
-102	151720	. SETSCREW-SPLINE DR CUP PT 8-32 X 3/16 LG	ATT PT	1
-103	12015	. KEY, WOODRUFF	ATT PT	1
-104	626873	. . STUD		1
-105	626878	. . ARM-PICKERKNIFE SHAFT ASM		1
-106	626871	. . . HUB-HOPPER DRIVE		1
-107	626877	. . . ARM-PICKERKNIFE SHAFT		1
-108	639161	. ARM ASM, PICKER KNIFE		2
-109	603850	. . BLOCK ASSEMBLY		1
-110	333182	. . SCREW	ATT PT	1
-111	603703	. . WASHER	ATT PT	1
-112	216128	. . NUT, LOCK- 4-40 NC	ATT PT	1
-113	603857	. . ARM ASSEMBLY		1
-114	129654	. . . SCREW, CAP, SOC HD- 10-32 X 3/4 LG		1
-115	602249	. . . ARM		1
-116	603846	. . . STUD		1
-117	626253	. SHAFT		1
		CAM FOLLOWER		
-118	34512	. SCREW, BIND, HD 8-32 X .375 LG	ATT PT	2
-119	10170	. SCREW-MACH, BIND HD NO. 6-32 X .250 LG	ATT PT	2
-120	183841	. WASHER-SPRING	ATT PT	2
-121	156364	. BEARING, BALL, ANNULAR- 0.375 ID 0.875 OD		2
-122	626876	. ARM ASM-CAM FOLLOWER SHAFT		1
-123	151720	. SETSCREW-SPLINE DR CUP PT 8-32 X 3/16 LG	ATT PT	1
-124	12015	. KEY, WOODRUFF	ATT PT	1
-125	626874	. . STUD-CAM FOLLOWER		1
-126	528251	. . WASHER	ATT PT	1
-127	117281	. . NUT - STOP 1/4-20	ATT PT	1
-128	626875	. . ARM-CAM FOLLOWER ASM		1
-129	626873	. . . STUD		1
-130	626871	. . . HUB-HOPPER DRIVE		1

LIST AND INDEX NO.	PART NO.	DESCRIPTION	UNITS PER ASM.	USABLE ON CODE
		1 2 3 4		
		HOPPER ASSEMBLY -CONT		
2 -131	626872	. . . ARM-CAM FOLLOWER	1	1B
-132	612228	. SHAFT ASM - PICKER KNIFE	1	1A
-133	34512	. SCREW,BIND.HD 8-32 X .375 LG	2	
-134	10170	. SCREW-MACH,BIND HD NO. 6-32 X .250 LG	2	
-135	183841	. WASHER-SPRING	2	
-136	612230	. . . ARM	1	1A
-137	22867	. . PIN,TAPERED,PLAIN- 7/8 LG X NO. 3	1	1A
-138	612229	. . SHAFT, PICKER KNIFE	1	1A
-139	639161	. ARM ASM, PICKER KNIFE	2	
-140	603850	. . BLOCK ASSEMBLY	1	
-141	333182	. . SCREW	1	
-142	603703	. . WASHER	1	
-143	216128	. . NUT,LOCK- 4-40 NC	1	
-144	603857	. . ARM ASSEMBLY	1	
-145	129654	. . . SCREW,CAP,SOC HD- 10-32 X 3/4 LG	1	
-146	602249	. . . ARM	1	
-147	603846	. . . STUD	1	
-148	336141	. ARM,PICK	1	1A
-149	437763	. SCREW,CAP,SOC HD	1	
-150	336321	. BEARING	1	1A
-151	60489	. CLIP-SPRING	2	
-152	12552	. WASHER,FL-NO.4 X 3/8 OD X 0.020 THK	2	
-153	336263	. STUD	1	1A
-154	156364	. BEARING,BALL,ANNULAR- 0.375 ID 0.875 OD	2	
-155	612207	. SHAFT ASSEMBLY, HOPPER CAM	1	1A
-156	34512	. SCREW,BIND.HD 8-32 X .375 LG	1	
-157	10170	. SCREW-MACH,BIND HD NO. 6-32 X .250 LG	2	
-158	183841	. WASHER-SPRING	1	
-159	612209	. . CAM, SHAFT ASM	1	1A
-160	22867	. . PIN,TAPERED,PLAIN- 7/8 LG X NO. 3	1	1A
-161	612211	. . PULLEY	1	1A
-162	29930	. . PIN,TAPERED,PLAIN- 1 LG X NO. 3	1	1A
-163	156364	. . BEARING,BALL,ANNULAR- 0.375 ID 0.875 OD	1	1A
-164	156364	. BEARING,BALL,ANNULAR- 0.375 ID 0.875 OD	1	
-165	612229	. SHAFT, PICKER KNIFE	1	2C
-166	34512	. SCREW,BIND.HD 8-32 X .375 LG	2	
-167	10170	. SCREW-MACH,BIND HD NO. 6-32 X .250 LG	2	
-168	183841	. WASHER-SPRING	2	
-169	156364	. BEARING,BALL,ANNULAR- 0.375 ID 0.875 OD	2	
-170	642360	. FOLLOWER ASM	2	2C
-171	437763	. . SCREW,CAP,SOC HD	1	2C
-172	613725	. . BEARING-ANNULAR BALL .250 ID X .625 OD	1	2C
-173	81693	. . SCREW,MACH-BIND HD 6-32 X 3/8 LG	1	
-174	257986	. . WASHER,FLAT NO. 6	1	
-175	603778	. . ARM, CAM FOLLOWER	1	2C
-176	639161	. ARM ASM, PICKER KNIFE	2	
-177	603850	. . BLOCK ASSEMBLY	1	
-178	333182	. . SCREW	1	
-179	603703	. . WASHER	1	
-180	216128	. . NUT,LOCK- 4-40 NC	1	
-181	603857	. . ARM ASSEMBLY	1	
-182	129654	. . . SCREW,CAP,SOC HD- 10-32 X 3/4 LG	1	
-183	602249	. . . ARM	1	
-184	603846	. . . STUD	1	
-185	642183	. SHAFT, CAM FOLLOWER	1	2C
-186	34512	. SCREW,BIND.HD 8-32 X .375 LG	1	
-187	10170	. SCREW-MACH,BIND HD NO. 6-32 X .250 LG	1	
-188	183841	. WASHER-SPRING	1	
-189	642354	. . CAM	1	2C
-190	22867	. . PIN,TAPERED,PLAIN- 7/8 LG X NO. 3	1	2C
-191	612211	. . PULLEY	1	2C
-192	29930	. . PIN,TAPERED,PLAIN- 1 LG X NO. 3	1	2C
-193	613875	. . BEARING-BALL	1	2C
-194	612208	. . SHAFT, HOPPER CAM	1	2C
-195	156364	. BEARING,BALL,ANNULAR- 0.375 ID 0.875 OD	1	
-196	612205	. FRAME ASM-LEFT SIDE	1	
-197	612201	. FRAME ASM-RIGHT SIDE	1	1A
-197	626906	. FRAME ASM-RIGHT SIDE	1	1B
-197	626906	. FRAME ASM-RIGHT SIDE	1	2C

FOR PARTS NOT SHOWN  
SEE FIG. 1 SHEET 1

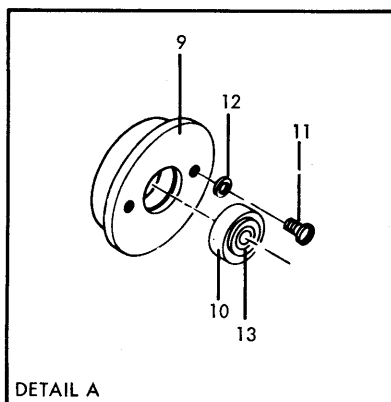
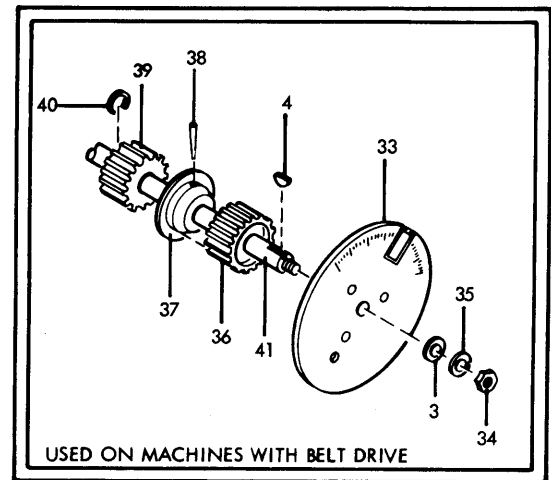
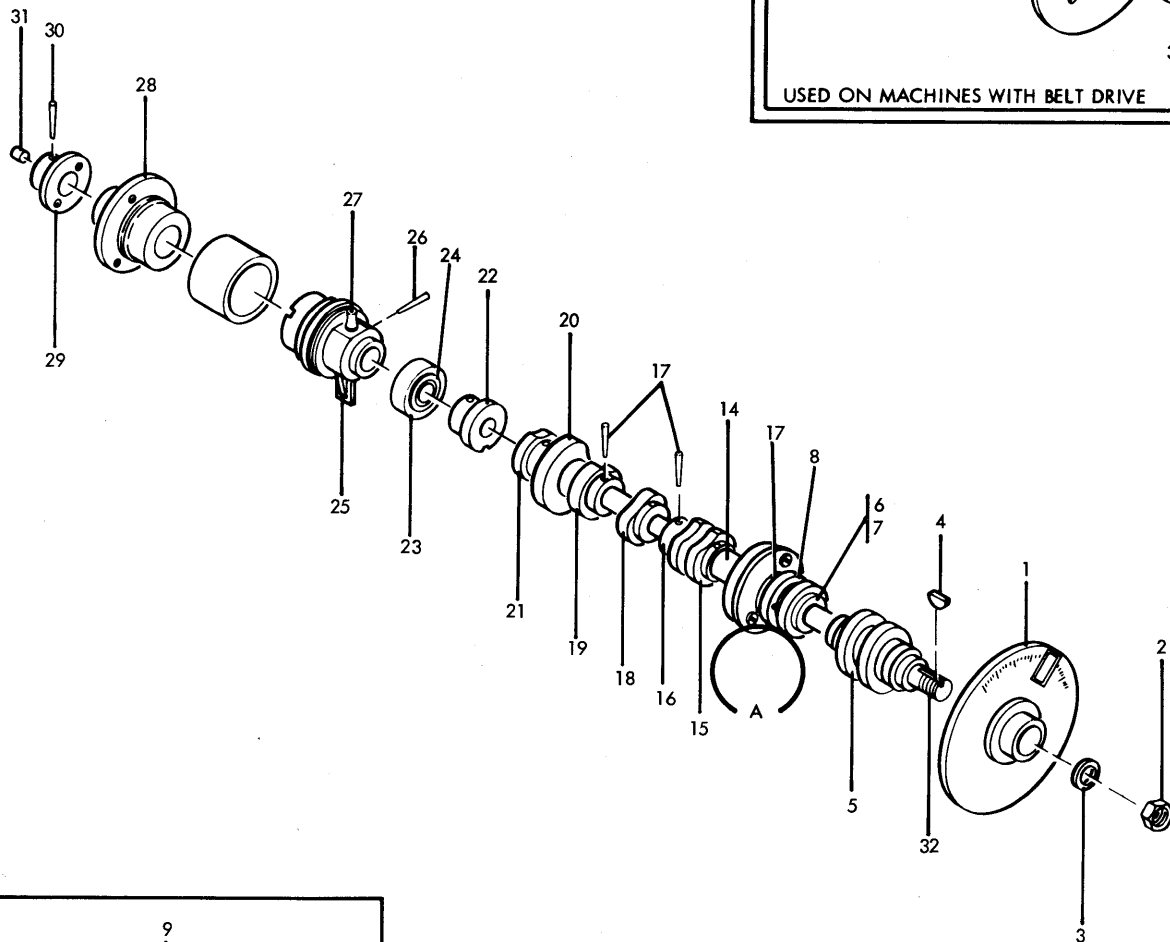


FIGURE 3. MAIN CLUTCH SHAFT ASSEMBLY. SEE LIST 3.

LIST AND INDEX NO.	PART NO.	DESCRIPTION	UNITS PER ASM.	USABLE ON CODE
		1 2 3 4		
		MAIN CLUTCH SHAFT ASSEMBLY		
3 -		CODE A USED ON MAIN CLUTCH SHAFT ASM ON MACHINES WITH BELT DRIVE CODE B USED ON MAIN CLUTCH SHAFT ASM ON MACHINES WITH BARREL CAM DRIVE CODE 1 USED PRIOR TO B8 SUFFIX CODE 2 USED AFTER B8 SUFFIX CODE 3 USED ON 1442-3 AND -4 AND ON 1442-1 AND -2 PRIOR TO SN 13258 CODE 4 USED ON 1442-1 AND -2 AFTER SN13258		
-	612050	MAIN CLUTCH SHAFT ASSEMBLY SEE FIG. 1-71 FOR NEXT HIGHER ASM AND FIG. 3 FOR ILLUSTRATION	REF	
-	626883	SHAFT ASM-MAIN CLUTCH SEE FIG. 1-63 FOR NEXT HIGHER ASM AND FIG. 3 FOR ILLUSTRATION	REF	
- 1	626845	• EMITTER ASM-MAIN CLUTCH	1	A
- 2	117281	• NUT-STOP, 1/4-20	1	
- 3	3550	• WASHER, FL- 1/4 X 9/16 OD X 0.050 THK	1	
- 4	302812	• KEY	1	
- 5	627762	• CAM ASM-CYLINDRICAL	1	A
- 6	612057	• CAM-READ NUDGE PRESSURE ROLL	1	
- 7	149897	• SCREW, CAP, SOC HD- 8-32 X 0.375 LG	1	
- 8	612058	• CAM-READ EJECT PRESSURE ROLL	1	
- 9	612059	• FLANGE	1	
- 10	191148	• BEARING, BALL, ANNULAR- 0.625 ID 1.375 OD	1	3
- 10	838798	• BEARING	1	4
- 11	338238	• SCREW, MACH-BD HD 4-40 NC X .3125 LG	2	
- 12	257986	• WASHER, FLAT NO. 6	2	
- 13	627720	• INSERT	1	
- 14	612060	• SPACER	1	
- 15	612061	• CAM	1	
- 16	612062	• CAM-PUNCH PRESSURE ROLL	1	
- 17	310113	• PIN, TAPERED, PLAIN- 3/4 LG X NO. 3-0	8	
- 18	612063	• CAM-READ PUSHER	1	
- 19	612064	• CAM-STACKER CORNERING STATION PUSHER	1	1
- 19	647194	• CAM-STACKER CORNERING STATION	1	2
- 20	612065	• CAM-PUNCH PUSHER	1	
- 21	612066	• CAM-READ PRESSURE ROLL	1	
- 22	612067	• CAM-READ CLUTCH ACTUATOR	1	
- 23	156231	• BEARING, BALL, ANNULAR- 0.500 ID 1.125 OD	1	3
- 23	613874	• BEARING, ANNULAR-BALL	1	4
- 24	444373	• INSERT, BEARING	1	
- 25	640381	• ARM-STOP, MAIN CLUTCH	1	
- 26	29930	• PIN, TAPERED, PLAIN- 1 LG X NO. 3	1	
- 27	171059	• FITTING, LUBRICATION- 0.194 PRESS FIT	1	
- 28	612069	• HUB	1	
- 29	612072	• HUB-OVERRUNNING CLUTCH	1	
- 30	22867	• PIN, TAPERED, PLAIN- 7/8 LG X NO. 3	1	
- 31	612073	• PLUG	1	
- 32	626847	• SHAFT-MAIN CLUTCH	1	A
- 33	612074	• MAIN CLUTCH EMITTER ASM	1	B
- 34	3960	• NUT, PLAIN, HEX- 1/4-20 X 7/16 FL W	1	
- 35	6935	• WASHER, LOCK-SPLIT 1/4 X 0.493 OD	1	
- 36	612052	• PULLEY	1	B
- 37	612053	• HUB-ADJUSTABLE PULLEY	1	B
- 38	139472	• PIN, TAPERED, PLAIN- 3/4 LG X NO. 4-0	1	
- 39	612054	• PULLEY ASM	1	B
- 40	256759	• CLIP-SPRING	1	
- 41	612051	• SHAFT-MAIN CLUTCH	1	B

FOR PARTS NOT SHOWN  
SEE FIG. 1 SHEET 2

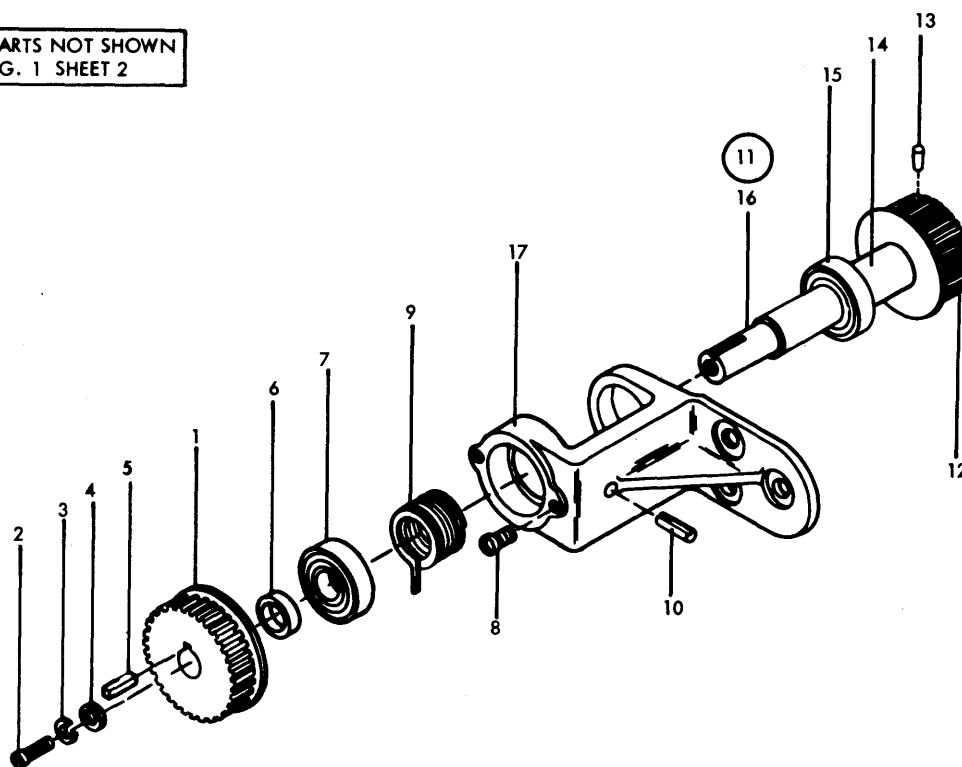


FIGURE 4. ANTI-REVERSE HOPPER INPUT IDLER ASSEMBLY. SEE LIST 4.

LIST AND INDEX NO.	PART NO.	DESCRIPTION	UNITS PER ASM.	USABLE ON CODE
		1 2 3 4		
		ANTI-REVERSE HOPPER INPUT IDLER ASSEMBLY		
4 -	612192	ANTI-REVERSE HOPPER INPUT IDLER ASSEMBLY SEE FIG. 1-190 FOR NEXT HIGHER ASM AND FIGURE 4 FOR ILLUSTRATION	REF	
- 1	612026	• PULLEY ASM	1	
- 2	75449	• SCREW,CAP,SOC HD- 10-32 X 3/8 LG	1	
- 3	9092	• WASHER-LOCK,SPLIT RING, .194 ID .3370D	1	
- 4	47242	• WASHER,FL-NO. 12 X 1/2 OD X 0.062 THK	1	
- 5	180364	• KEY, STEEL	1	
- 6	612850	• SPACER-PULLEY	1	
- 7	156364	• BEARING,BALL,ANNULAR- 0.375 ID 0.875 OD	1	
- 8	10170	• SCREW-MACH,BIND HD NO. 6-32 X .250 LG	2	
- 9	626789	• SPRING-ANTI REVERSE	1	
- 10	257572	• PIN-LATCH PIVOT	1	
- 11	614971	• PULLEY ASM-HOPPER INPUT	1	
- 12	626790	• PULLEY	1	
- 13	29930	• PIN,TAPERED,PLAIN- 1 LG X NO. 3	1	
- 14	612195	• SPACER-HOPPER INPUT IDLER	1	
- 15	156364	• BEARING,BALL,ANNULAR- 0.375 ID 0.875 OD	1	
- 16	626788	• SHAFT-HOPPER INPUT IDLER	1	
- 17	612193	• BRACKET-HOPPER INPUT IDLER	1	

FOR PARTS NOT SHOWN  
SEE FIG. 1 SHEET 5

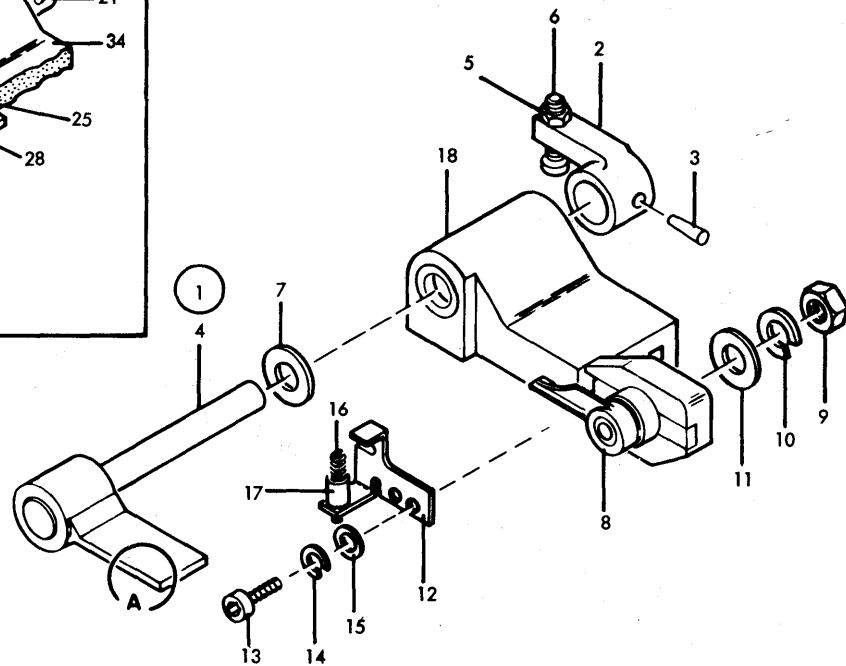
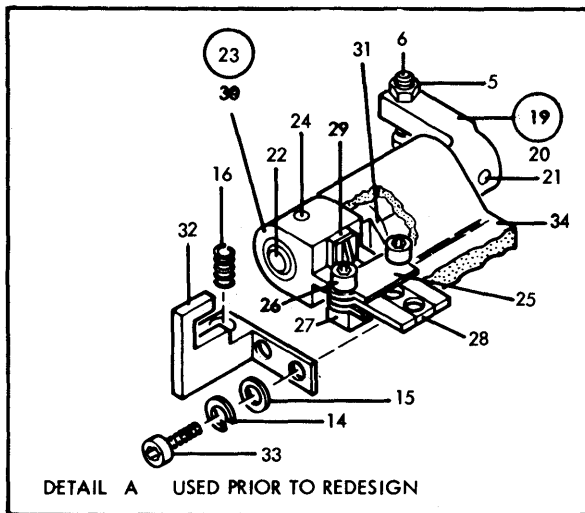


FIGURE 5. READ CLUTCH ASSEMBLY. SEE LIST 5.

LIST AND INDEX NO.	PART NO.	DESCRIPTION	UNITS PER ASM.	USABLE ON CODE
		1 2 3 4		
5 -	612640	READ CLUTCH ASSEMBLY SEE FIG. 1-495 FOR NEXT HIGHER ASM AND FIGURE 5 FOR ILLUSTRATION	REF	
- 1	611986	. ACTUATOR ASM	1	
- 2	612651	. . ARM-READ CLUTCH ACTUATOR	1	
- 3	126736	. . PIN-TAPERED 5-0	1	
- 4	611987	. . LATCH-ARM	1	
- 5	221	. NUT,PLAIN,HEX- 10-32 X 5/16 FL W	1	
- 6	612462	. SCREW	1	
- 7	340031	. SHIM- 1/4 ID X 3/4 OD X 0.008 THK	1	
- 8	612744	. READ CLUTCH BACKSTOP ASM	1	
- 9	11598	. NUT PLAIN HEX 10/32	1	
- 10	9092	. WASHER-LOCK,SPLIT RING, .194 ID .3370D	1	
- 11	45690	. WASHER, FL - NO.10 X 7/16 OD X 1/32 THK	1	
- 12	611989	. DOWNSTOP	1	
- 13	81693	. SCREW,MACH-BIND HD 6-32 X 3/8 LG	2	
- 14	6364	. WASHER,LOCK-SPLIT NO. 6 X 1/4 OD	2	
- 15	257986	. WASHER,FLAT NO. 6	2	
- 16	612645	. SPRING	1	
- 17	2122735	. SOCKET-GUIDE PIN	1	
- 18	611985	. BASE ASM	1	
- 19	612548	. CLUTCH ACTUATOR ASM	1	
- 20	612651	. . ARM-READ CLUTCH ACTUATOR	1	
- 21	126736	. . PIN-TAPERED 5-0	1	
- 22	612649	. . SHAFT-READ CLUTCH ACTUATOR	1	
- 23	612652	. . ARM ASSEMBLY,CLUTCH TRIP	1	
- 24	303217	. . PIN,SPRING- 0.134 X 0.625 LG	1	
- 25	612655	. . GUIDE,TRIP ARM	1	
- 26	612654	. . SCREW,2-56	2	
- 27	612656	. . NUT	2	
- 28	612653	. . ARM	1	
- 29	612657	. . CUSHION	1	
- 30	612658	. . ARM	1	
- 31	612644	. BEARING	1	
- 32	612646	. DOWNSTOP	1	
- 33	250627	. SCREW, ALLEN CAP 6-32 X 3/8 LG	1	
- 34	612642	. PLATE-READ CLUTCH	1	



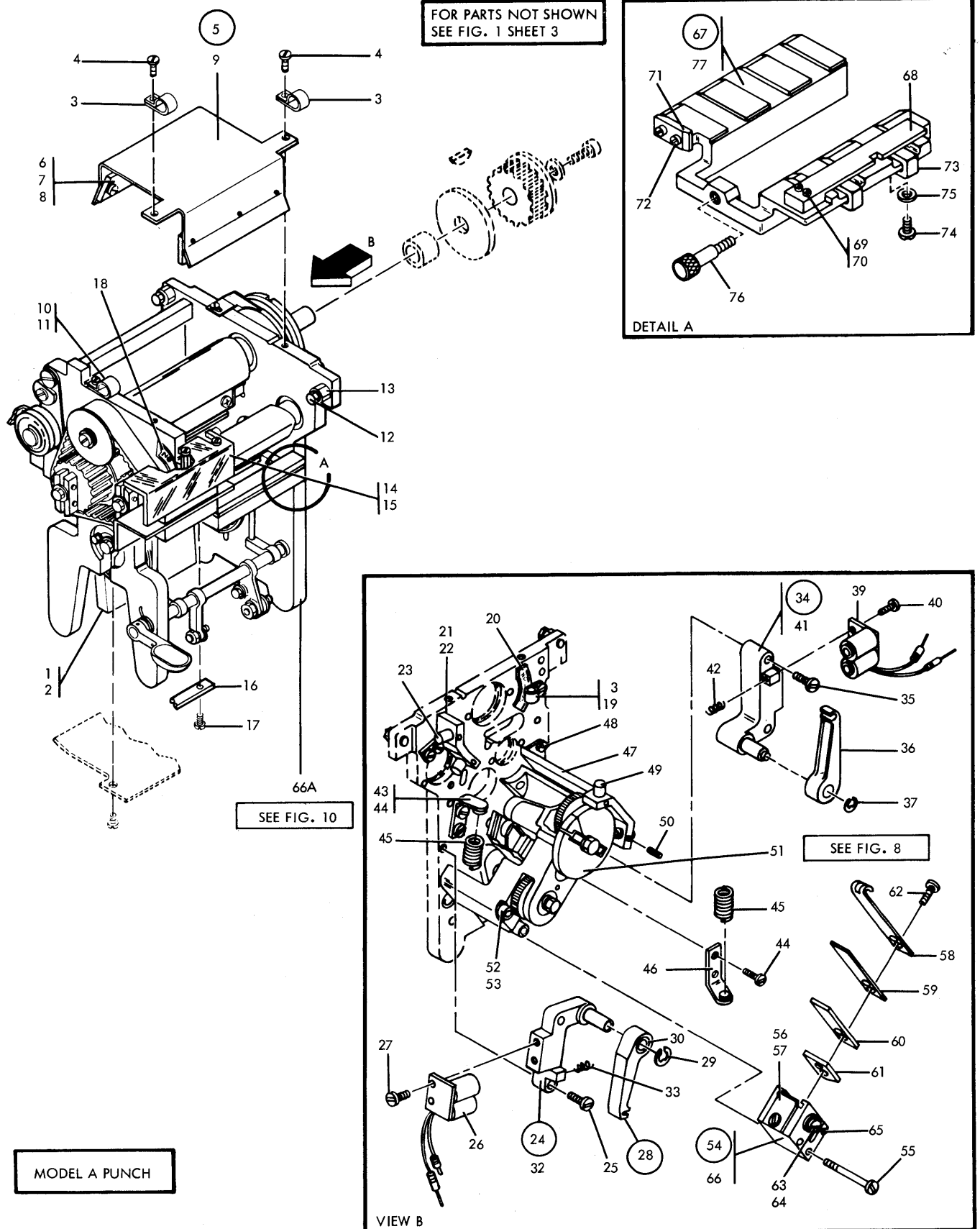


FIGURE 6. 1442-1 AND -2 MODEL A PUNCH UNIT ASSEMBLY. SEE LIST 6.

LIST AND INDEX NO.	PART NO.	DESCRIPTION	UNITS PER ASM.	USABLE ON CODE
		1 2 3 4		
		1442-1 AND -2 MODEL A PUNCH UNIT ASM		
6 -	612940	PUNCH UNIT ASSEMBLY TESTED WITH INCREMENTAL DRIVE SEE FIG. 1-242 FOR NEXT HIGHER ASM AND FIG. 6 FOR ILLUSTRATION	REF	
- 1	612709	. CHUTE-PUNCH CHIP	1	
- 2	38235	. SCREW MACH 6/32 X .310 LG	2	
- 3	357433	. CLAMP, LOOP- 0.187 ID 0.203 DIA MTG HOLE	4	
- 4	186758	. SCREW, MACH-BIND HD 8-32 X 7/16 LG	2	
- 5	612403	. WIPER ASSEMBLY	1	
- 6	612405	. . WIPER	2	
- 7	38235	. . SCREW MACH 6/32 X .310 LG	6	
- 8	257986	. . WASHER, FLAT NO. 6	6	
- 9	612404	. . BRACKET	1	
- 10	356742	. CLAMP, LOOP- 0.250 ID 0.177 DIA MTG HOLE	2	
- 11	186759	. SCREW, MACH-BIND HD 8-32 X 5/16 LG	2	
- 12	627585	. JACK-SCREW	2	
- 13	627586	. NUT-STOP	2	
- 14	626690	. COVER-CONNECTOR	1	
- 15	38235	. SCREW MACH 6/32 X .310 LG	2	
- 16	612546	. TRACK	1	
- 17	10170	. SCREW-MACH, BIND HD NO. 6-32 X .250 LG	2	
- 18	249313	. DECAL-INSTRUCTION, CW ROTATION	1	
- 19	38235	. SCREW MACH 6/32 X .310 LG	2	
- 20	256443	. DECAL-INSTRUCTION, CCW ROTATION	1	
- 21	612512	. BRACKET-PUNCH	1	
- 22	2031	. SCREW, MACH-FIL H 8-32 X 5/8 LG	2	
- 23	612513	. PICKUP ASSEMBLY	4	
- 24	612494	. LATCH ASM	1	
- 25	19944	. SCREW-BINDING HEAD MACHINE, UNDERCUT	2	
- 26	627614	. . MAGNET ASSEMBLY	1	
- 27	38442	. . SCREW, MACH-FL CSK HD 6-32 X 1/4 LG	2	
- 28	626901	. . LATCH ASSEMBLY, ARM	1	
- 29	1092125	. . RING-RETAINING	1	
- 30	626421	. . . BEARING-LATCH ARM	1	
- 32	612495	. . BRACKET ASSEMBLY, LATCH	1	
- 33	612510	. SPRING	1	
- 34	612971	. LATCH ASSEMBLY	1	
- 35	438586	. SCREW, MACH-UNDRCT BIND HD 8-32 X 7/8 LG	2	
- 36	626901	. . LATCH ASSEMBLY, ARM	1	
- 37	1092125	. . RING-RETAINING	1	
- 39	614989	. . COIL ASM	1	
- 40	81693	. . SCREW, MACH-BIND HD 6-32 X 3/8 LG	2	
- 41	612969	. . BRACKET ASSEMBLY, LATCH	1	
- 42	612510	. SPRING	1	
- 43	612490	. BRACKET	1	
- 44	340000	. SCREW, MACH-FH 10-32 X 33/64 LG	4	
- 45	612493	. SPRING	1	
- 46	612973	. BRACKET ASSEMBLY	1	
- 47	612511	. BRACKET-INC	1	
- 48	55918	. SCREW, MACH-BIND HD 10-32 X 5/8 LG	1	
- 49	612513	. PICKUP ASSEMBLY	4	
- 50	257958	. SETSCREW-SPLINE DR FP 4-40 X 3/16 LG	4	
- 51	612301	. PUNCH INCREMENTAL DRIVE ASSEMBLY SEE FIG. 8 FOR DETAIL BREAKDOWN	1	
- 52	101807	. SCREW, CAP, SOC HD- 8-32 X 5/8 LG	3	
- 53	53370	. SPACER- 0.193 ID X 5/16 OD X 1/16 THK	3	
- 54	612475	. DETENT ASSEMBLY	1	
- 55	438568	. SCREW, MACH-UNDRCT BIND HD 6-32 X 1-1/8	2	
- 56	612488	. . SPRING-PCH INC DETENT PLATE	1	
- 57	10170	. . SCREW-MACH, BIND HD NO. 6-32 X .250 LG	1	
- 58	612476	. . SPRING ASM	1	
- 59	612481	. . SPRING-PCH RATCHET DETENT	1	
- 60	612483	. . SPRING-PCH RATCHET DETENT	1	
- 61	612486	. . PLATE-PCH INC DETENT SPRING	1	
- 62	438548	. . SCREW, MACH-BIND HD 4-40 X 3/16 LG	2	
- 63	322552	. . SCREW, MACH-BIND HD 6-32 X 7/8 LG	1	
- 64	257986	. . WASHER, FLAT NO. 6	1	
- 65	612489	. . SCREW, ADJUSTING	1	
- 66	612487	. . BLOCK-PCH INC DETENT SPRING	1	
- 66A	612945	. PUNCH UNIT ASSEMBLY SEE FIG. 10 FOR DETAIL BREAKDOWN	1	
- 67	626412	PUNCH BED ASM	1	

LIST AND INDEX NO.	PART NO.	DESCRIPTION	UNITS PER ASM.	USABLE ON CODE
		1 2 3 4		
		1442-1 AND -2 MODEL A PUNCH UNIT ASM -CONT		
6 - 68	612753	• GUIDE-CARD CORNERING STATION	1	
- 69	322550	• SCREW,MACH-BIND HD 6-32 X 1/2 LG ATT PT	2	
- 70	257986	• WASHER,FLAT NO. 6 ATT PT	2	
- 71	626534	• GUIDE-CARD-PRE-PUNCH	1	
- 72	38351	• SCREW,MACH-FIL HD 6-32 X .312 LG ATT PT	2	
- 73	612750	• DEFLECTOR ASM	2	
- 74	438548	• SCREW,MACH-BIND HD 4-40 X 3/16 LG ATT PT	2	
- 75	9895	• WASHER,METALIC ATT PT	2	
- 76	612547	• SCREW,THUMB	1	
- 77	626535	• BED-PUNCH	1	

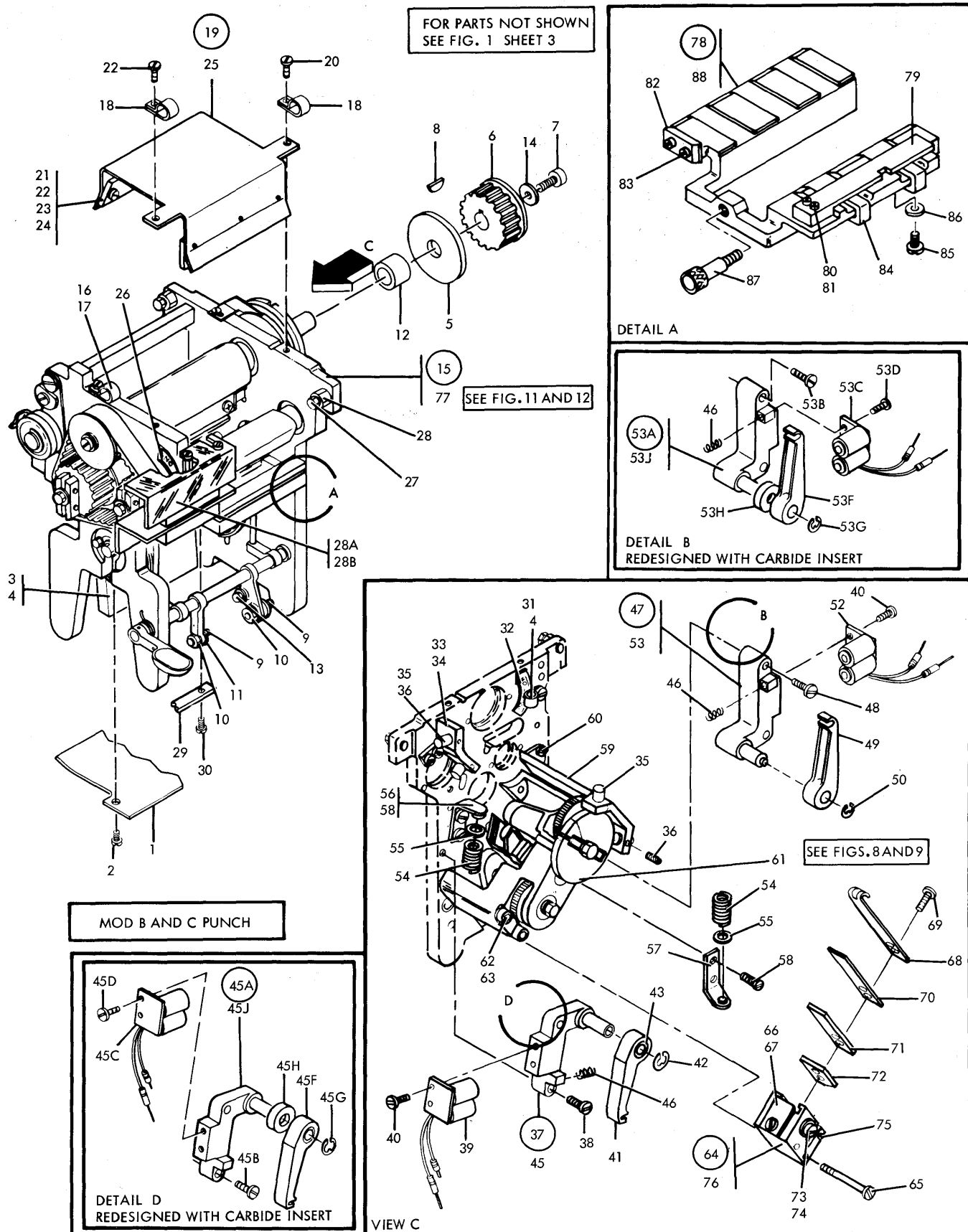


FIGURE 7. 1442-1 AND -2 MODEL B AND C PUNCH UNIT ASSEMBLY. SEE LIST 7.

LIST AND INDEX NO.	PART NO.	DESCRIPTION	UNITS PER ASM.	USABLE ON CODE
		1 2 3 4		
7 -		1442-1 AND -2 MOD B AND C PUNCH UNIT ASM		
-	626415	PUNCH UNIT ASSEMBLY TEST WITH INCREMENTAL DRIVE SEE FIG. 1-242 FOR NEXT HIGHER ASM AND FIG. 7 FOR ILLUSTRATION	REF	
- 1	612946	• GUIDE-PUNCH UNIT CARD	1	
- 2	38443	• SCREW,MACH-FL CSK HD 6-32 X 5/16 LG ATT PT	2	
- 3	612709	• CHUTE-PUNCH CHIP	1	
- 4	38235	• SCREW MACH 6/32 X .310 LG ATT PT	2	
- 5	626697	• FLANGE-PUNCH DRIVE PULLEY	1	
- 6	612415	• PULLEY ASM	1	
- 7	101807	• SCREW,CAP,SOC HD- 8-32 X 5/8 LG ATT PT	1	
- 8	12015	• KEY,WOODRUFF ATT PT	1	
- 9	612856	• ECCENTRIC	1	
- 10	257187	• NUT-HEX,NO. 6-32 ATT PT	1	
- 11	612917	• CLIP ATT PT	1	
- 12	612414	• SPACER-PUNCH INPUT PULLEY	1	
- 13	251970	• SCREW-MACH BD. HD. 4-40 X 1/4 LG ATT PT	1	
- 14	125071	• SPACER-BRACKET MTG	1	
- 15	626896	• PUNCH UNIT AND INCREMENTAL DRIVE ASM □	1	
* - 15	648599	NOT A COMPLETE TESTED UNIT MODEL B • PUNCH UNIT AND INCREMENTAL DRIVE ASM □	1	
- 16	515661	• CLAMP,LOOP- 3/8 ID 0.204 DIA MTG HOLE	2	
- 17	186759	• SCREW,MACH-BIND HD 8-32 X 5/16 LG	1	
- 18	357433	• CLAMP,LOOP- 0.187 ID 0.203 DIA MTG HOLE	1	
- 19	612403	• WIPER ASSEMBLY	1	
- 20	186758	• SCREW,MACH-BIND HD 8-32 X 7/16 LG ATT PT	2	
- 21	612405	• WIPER	2	
- 22	35739	• SCREW,MACH-BIND HD 6-32 X 15/16 LG ATT PT	6	
- 23	257986	• WASHER,FLAT NO. 6 ATT PT	6	
- 24	257187	• NUT-HEX,NO. 6-32 ATT PT	6	
- 25	612404	• BRACKET	1	
- 26	249313	• DECAL-INSTRUCTION,CW ROTATION	1	
- 27	627585	• JACK-SCREW	2	
- 28	627586	• NUT-STOP	2	
- 28A	638334	• COVER	1	
- 28B	38235	• SCREW MACH 6/32 X .310 LG ATT PT	2	
- 29	612546	• TRACK	1	
- 30	10170	• SCREW-MACH,BIND HD NO. 6-32 X .250 LG	2	
- 31	357433	• CLAMP,LOOP- 0.187 ID 0.203 DIA MTG HOLE	1	
- 32	256433	• DECAL-INSTRUCTION,CCW ROTATION	1	
- 33	612512	• BRACKET-PUNCH	1	
- 34	2031	• SCREW,MACH-FIL H 8-32 X 5/8 LG ATT PT	2	
- 35	612513	• PICKUP ASSEMBLY	4	
- 36	257958	• SETSCREW-SPLINE DR FP 4-40 X 3/16 LG ATT PT	4	
- 37	612494	• LATCH ASM - LEFT W/O CARBIDE INSERT	1	
- 38	19944	• SCREW-BINDING HEAD MACHINE,UNDERCUT ATT PT	2	
- 39	614989	• COIL ASM	1	
- 40	81693	• SCREW,MACH-BIND HD 6-32 X 3/8 LG ATT PT	2	
- 41	648582	• LATCH ARM W/O CARBIDE INSERT	1	
- 42	1092125	• RING-RETAINING ATT PT	1	
- 43	626421	• BEARING-LATCH ARM □	1	
- 45	612495	• BRACKET ASSEMBLY,LATCH	1	
- 45A	634526	• LATCH ASM,LEFT REDESIGNED W/CARBIDE INSERT	1	
- 45B	19944	• SCREW-BINDING HEAD MACHINE,UNDERCUT ATT PT	2	
- 45C	614989	• COIL ASM	1	
- 45D	81693	• SCREW,MACH-BIND HD 6-32 X 3/8 LG ATT PT	2	
- 45F	614946	• LATCH ARM ASM,INCREMENTAL DRIVE	1	
- 45G	1092125	• RING-RETAINING ATT PT	1	
- 45H	648583	• FELT	1	
- 45J	648578	• BRACKET	1	
- 46	612510	• SPRING	2	
- 47	612971	• LATCH ASSEMBLY,RIGHT W/O CARBIDE INSERT	1	

LIST AND INDEX NO.	PART NO.	DESCRIPTION	UNITS PER ASM.	USABLE ON CODE
1	2	3	4	
		1442-1 AND -2 MOD B AND C PUNCH UNIT ASM -CONT		
7 - 48	438586	.. SCREW,MACH-UNDRCT BIND HD 8-32 X 7/8 LG ATT PT	2	
- 49	648582	.. LATCH ARM W/O CARBIDE INSERT	1	
- 50	1092125	.. RING-RETAINING ATT PT	1	
- 52	614989	.. COIL ASM	1	
- 53	612969	.. BRACKET ASSEMBLY,LATCH	1	
- 53A	634525	.. LATCH ASM,RIGHT REDESIGNED W/CARBIDE INSERT	1	
- 53B	438586	.. SCREW,MACH-UNDRCT BIND HD 8-32 X 7/8 LG ATT PT	2	
- 53C	614989	.. COIL ASM	1	
- 53D	81693	.. SCREW,MACH-BIND HD 6-32 X 3/8 LG ATT PT	2	
- 53F	614946	.. LATCH ARM,INCREMENTAL DRIVE W/CARBIDE INSERT	1	
- 53G	1092125	.. RING-RETAINING ATT PT	1	
- 53H	648583	.. FELT	1	
- 53J	648579	.. BRACKET	1	
- 54	612493	.. SPRING	1	
- 55	104450	.. WASHER- 0.50 OD X 0.328 ID X 0.010 THK	2	
- 56	612490	.. BRACKET	1	
- 57	612973	.. BRACKET ASSEMBLY	1	
- 58	340000	.. SCREW,MACH-FH 10-32 X 33/64 LG ATT PT	2	
- 59	612511	.. BRACKET-INC	1	
- 60	55918	.. SCREW,MACH-BIND HD 10-32 X 5/8 LG ATT PT	1	
- 61	612301	.. PUNCH INCREMENTAL DRIVE ASSEMBLY	1	
		PRE-REDESIGNED		
		SEE FIG. 8 FOR DETAIL BREAKDOWN		
- 61	634535	.. DRIVE ASM,PUNCH INCREMENTAL	1	
		REDESIGNED		
		SEE FIG. 9 FOR DETAIL BREAKDOWN		
- 62	101807	.. SCREW,CAP,SOC HD- 8-32 X 5/8 LG ATT PT	3	
- 63	53370	.. SPACER- 0.193 ID X 5/16 OD X 1/16 THK ATT PT	3	
- 64	612475	.. DETENT ASSEMBLY	1	
- 65	438568	.. SCREW,MACH-UNDRCT BIND HD 6-32 X 1-1/8 ATT PT	2	
- 66	612488	.. SPRING-PCH INC DETENT PLATE	1	
- 67	10170	.. SCREW-MACH,BIND HD NO. 6-32 X .250 LG ATT PT	1	
- 68	612476	.. SPRING ASM	1	
- 69	438548	.. SCREW,MACH-BIND HD 4-40 X 3/16 LG ATT PT	2	
- 70	612481	.. SPRING-PCH RATCHET DETENT	1	
- 71	612483	.. SPRING-PCH RATCHET DETENT	1	
- 72	612486	.. PLATE-PCH INC DETENT SPRING	1	
- 73	322552	.. SCREW,MACH-BIND HD 6-32 X 7/8 LG	1	
- 74	257986	.. WASHER,FLAT NO. 6	1	
- 75	612489	.. SCREW, ADJUSTING	1	
- 76	612487	.. BLOCK-PCH INC DETENT SPRING	1	
- 77	626893	.. PUNCH ASSEMBLY-B MODEL	1	
		SEE FIG. 11 FOR DETAIL BREAKDOWN		
- 77	648598	.. PUNCH ASSEMBLY,C MODEL	1	
		SEE FIG. 12 FOR DETAIL BREAKDOWN		
- 78	626412	PUNCH BED ASM	1	
- 79	612753	.. GUIDE-CARD CORNERING STATION	1	
- 80	322550	.. SCREW,MACH-BIND HD 6-32 X 1/2 LG ATT PT	2	
- 81	257986	.. WASHER,FLAT NO. 6 ATT PT	2	
- 82	626534	.. GUIDE-CARD-PRE-PUNCH	1	
- 83	38351	.. SCREW,MACH-FIL HD 6-32 X .312 LG ATT PT	2	
- 84	612750	.. DEFLECTOR ASM	2	
- 85	438548	.. SCREW,MACH-BIND HD 4-40 X 3/16 LG ATT PT	2	
- 86	9895	.. WASHER,METALIC ATT PT	2	
- 87	612547	.. SCREW,THUMB	1	
- 88	626535	.. BED-PUNCH	1	

FOR PARTS NOT SHOWN  
SEE FIGS. 6 AND 7

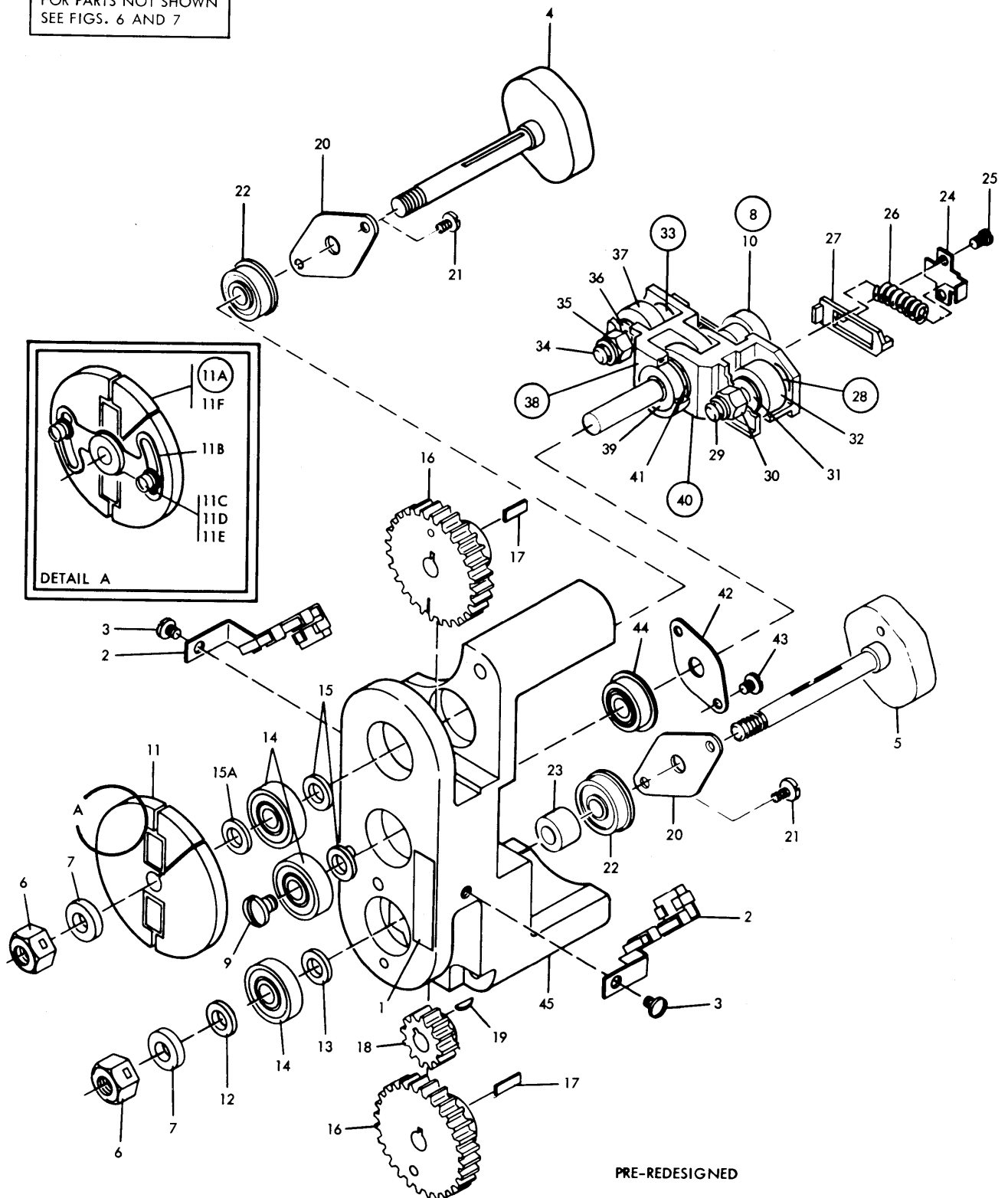


FIGURE 8. 1442-1 AND -2 INCREMENTAL DRIVE ASSEMBLY. SEE LIST 8.

LIST AND INDEX NO.	PART NO.	DESCRIPTION	UNITS PER ASM.	USABLE ON CODE
		1 2 3 4		
		1442-1 AND -2 INCREMENTAL DRIVE ASSEMBLY		
8 -		CODE 1 USED PRIOR TO M7 SUFFIX		
-		CODE 2 USED AFTER M7 SUFFIX		
	612301	PUNCH INCREMENTAL DRIVE ASSEMBLY	REF	
		SEE LIST 6-54 AND 7-61		
		FOR NEXT HIGHER ASSEMBLY		
		AND FIGURE 8 FOR ILLUSTRATION		
- 1	614931	. LABEL,TIMING	1	
- 2	612913	. WIPER ASSEMBLY	2	
- 3	438566	. SCREW,MACH-BIND HD 6-32 X .125 LG	2	
- 4	612307	. CAM	1	
- 5	612315	. CAM	1	
- 6	648584	. NUT,REDUCED HEX SELF ALIGNING 1/4-28	2	
- 7	648585	. BASE,NUT	2	
- 8	612316	. SHAFT ASSEMBLY	1	
- 9	612779	. SCREW,BD HD UNC 8-32 X 0.312 LG	1	
- 10	612319	. . BEARING	1	
- 11	612309	. DISK ASSEMBLY	1	1
- 11A	614970	. EMITTER ASM,INCREMENTAL DRIVE	1	2
- 11B	614959	. . BRACKET ASM,INCREMENTAL DRIVE EMITTER	1	
- 11C	38235	. . SCREW MACH 6/32 X .310 LG	2	
- 11D	6364	. . WASHER,LOCK-SPLIT NO. 6 X 1/4 OD	2	
- 11E	257986	. . WASHER,FLAT NO. 6	2	
- 11F	614969	. . DISC ASM,INCREMENTAL DRIVE EMITTER	1	
- 12	131306	. WASHER	1	
- 13	612306	. SPACER	1	
- 14	612308	. BEARING	3	
- 15	612306	. SPACER	3	
- 15A	612306	. SPACER	1	
- 16	612303	. GEAR ASSEMBLY	2	
- 17	612901	. KEY,CAM	2	
- 18	612305	. GEAR	1	
- 19	328037	. KEY	1	
- 20	612910	. CLAMP	2	
- 21	55726	. SCREW,MACH-BIND HD 6-32 X .188 LG	4	
- 22	612313	. BEARING,BALL	3	
- 23	612314	. SPACER	1	
- 24	612330	. COVER	2	
- 25	612336	. SCREW,MACH FL HD 2-56 X 0.188 LG	4	
- 26	612329	. SPRING	2	
- 27	612327	. PAWL	2	
- 28	612320	. STUD-0.660 LG	1	
- 29	437904	. . SET SCREW, HEADLESS 8-32 X 0.625 LG	1	
- 30	614997	. NUT,SELF-LOCK,HEX 8-32 X 0.249 FLW	1	
- 31	612911	. SPACER	1	
- 32	626419	. BEARING	2	
- 33	612322	. STUD-0.837 LG	1	
- 34	128543	. . SETSCREW-SPLINE DR RD PT 8-32 X 3/4 LG	1	
- 35	614998	. NUT,SELF-LOCK,HEX 8-32 X 0.188 FLW	1	
- 36	612912	. SPACER	1	
- 37	626419	. BEARING	1	
- 38	612334	. ARM ASSEMBLY	1	
- 39	626417	. . BEARING, ANNULAR BALL	2	
- 40	612331	. ARM ASSEMBLY	1	
- 41	626417	. . BEARING, ANNULAR BALL	2	
- 42	612910	. CLAMP	1	
- 43	38348	. SCREW,MACH-FIL H 6-32 X 3/16 LG	2	
- 44	612313	. BEARING,BALL	1	
- 45	612302	. HOUSING	1	



FOR PARTS NOT SHOWN  
SEE FIG. 7

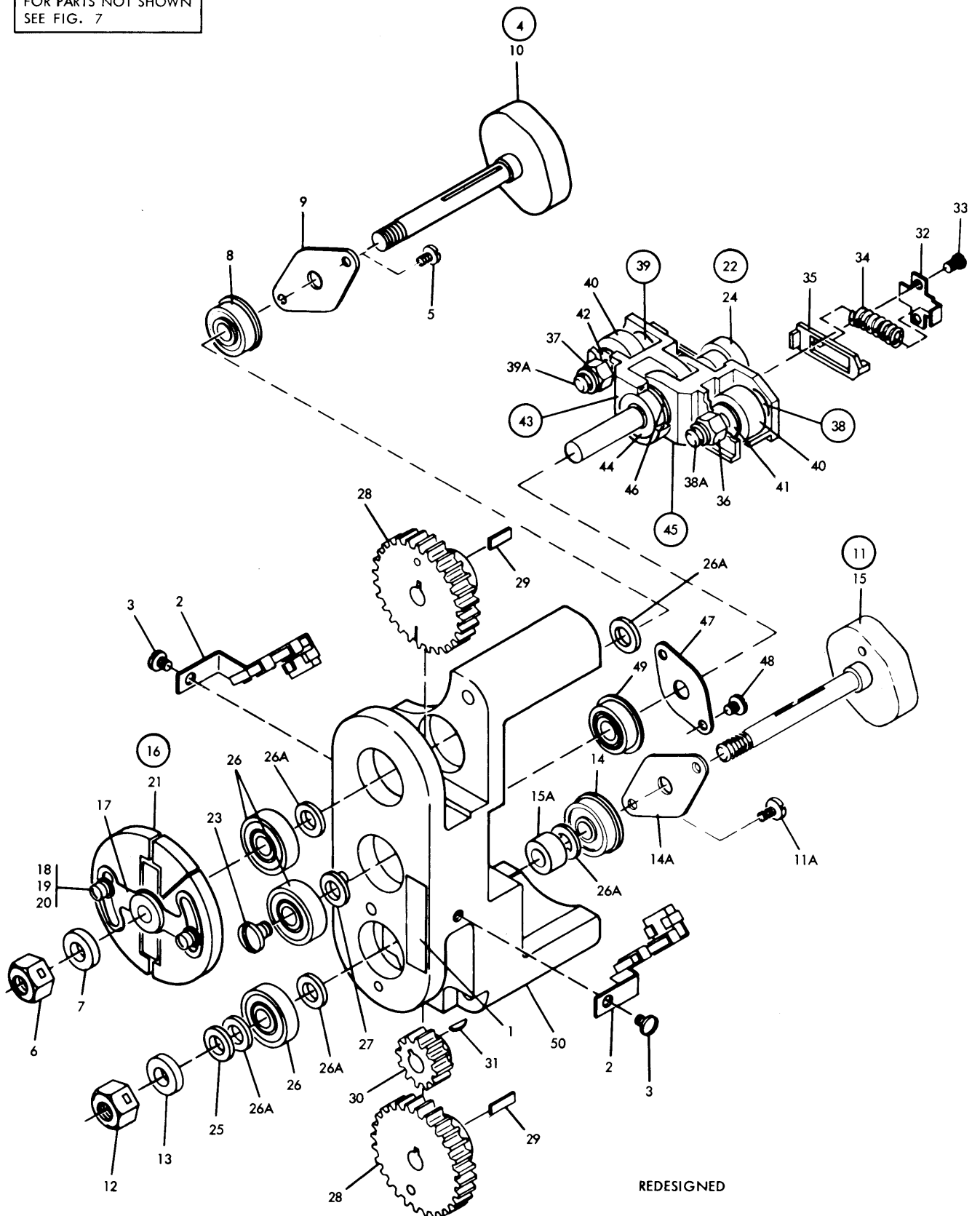


FIGURE 9. 1442-1 AND -2 INCREMENTAL DRIVE ASSEMBLY. SEE LIST 2.

LIST AND INDEX NO.	PART NO.	DESCRIPTION				UNITS PER ASM.	USABLE ON CODE
		1	2	3	4		
		1442-1 AND -2 INCREMENTAL DRIVE ASSEMBLY					
9 -	634535	DRIVE ASM,PUNCH INCREMENTAL SEE LIST 7-61 FOR NEXT HIGHER ASSEMBLY AND FIG. 9 FOR ILLUSTRATION				REF	
* - 1	614931	. LABEL,TIMING				1	
* - 2	612913	. WIPER ASSEMBLY				2	
* - 3	438566	. SCREW,MACH-BIND HD 6-32 X .125 LG				2	
* - 4	614934	. CAM AND BEARING ASM,INCREMENTAL DRIVE				1	
* - 5	55726	. SCREW,MACH-BIND HD 6-32 X .188 LG				4	
* - 6	648584	. NUT,REDUCED HEX SELF ALIGNING 1/4-28				1	
* - 7	648585	. BASE,NUT				1	
* - 8	647084	. . BEARING,INCREMENTAL DRIVE CAMSHAFT				1	
* - 9	612910	. . CLAMP				1	
* - 10	634537	. . CAM,INCREMENTAL DRIVE EMITTER SHAFT				1	
* - 11	614935	. CAM AND BEARING ASM,INCREMENTAL DRIVE				1	
* - 12	648584	. NUT,REDUCED HEX SELF ALIGNING 1/4-28				1	
* - 13	648585	. BASE,NUT				1	
* - 14	647084	. . BEARING,INCREMENTAL DRIVE CAMSHAFT				1	
* - 14A	612910	. . CLAMP				1	
* - 15	634536	. . CAM,INCREMENTAL DRIVE				1	
* - 15A	612314	. SPACER				1	
* - 16	614970	. EMITTER ASM,INCREMENTAL DRIVE				1	
* - 17	614959	. . BRACKET ASM,INCREMENTAL DRIVE EMITTER				1	
* - 18	38235	. . SCREW MACH 6/32 X .310 LG				2	
* - 19	6364	. . WASHER,LOCK-SPLIT NO. 6 X 1/4 OD				2	
* - 20	257986	. . WASHER,FLAT NO. 6				2	
* - 21	614969	. . DISC ASM,INCREMENTAL DRIVE EMITTER				1	
* - 22	634540	. SHAFT ASM,INCREMENTAL DRIVE ECCENTRIC				1	
* - 23	612779	. SCREW,BD HD UNC 8-32 X 0.312 LG				1	
* - 24	612319	. . BEARING				1	
* - 25	131306	. WASHER				1	
* - 26	626419	. BEARING				3	
* - 26A	645740	. SPACER,INCREMENTAL DRIVE GEAR				5	
* - 27	612306	. SPACER				1	
* - 28	612303	. GEAR ASSEMBLY				2	
* - 29	612901	. KEY,CAM				2	
* - 30	612305	. GEAR				1	
* - 31	328037	. KEY				1	
* - 32	612330	. COVER				2	
* - 33	612336	. SCREW,MACH FL HD 2-56 X 0.188 LG				4	
* - 34	612329	. SPRING				2	
* - 35	612327	. PAWL				2	
* - 36	614997	. NUT,SELF-LOCK,HEX 8-32 X 0.249 FLW				1	
* - 37	614998	. NUT,SELF-LOCK,HEX 8-32 X 0.188 FLW				1	
* - 38	612320	. STUD-0.660 LG				1	
* - 38A	437904	. . SET SCREW, HEADLESS 8-32 X 0.625 LG				1	
* - 39	612322	. STUD-0.837 LG				1	
* - 39A	128543	. . SETSCREW-SPLINE DR RD PT 8-32 X 3/4 LG				1	
* - 40	626419	. BEARING				2	
* - 41	612911	. SPACER				1	
* - 42	612912	. SPACER				1	
* - 43	612334	. ARM ASSEMBLY				1	
* - 44	626417	. . BEARING, ANNULAR BALL				1	
* - 45	612331	. ARM ASSEMBLY				1	
* - 46	626417	. . BEARING, ANNULAR BALL				1	
* - 47	612910	. CLAMP				1	
* - 48	38348	. SCREW,MACH-FIL H 6-32 X 3/16 LG				2	
* - 49	612313	. BEARING,BALL				1	
* - 50	612302	. HOUSING				1	

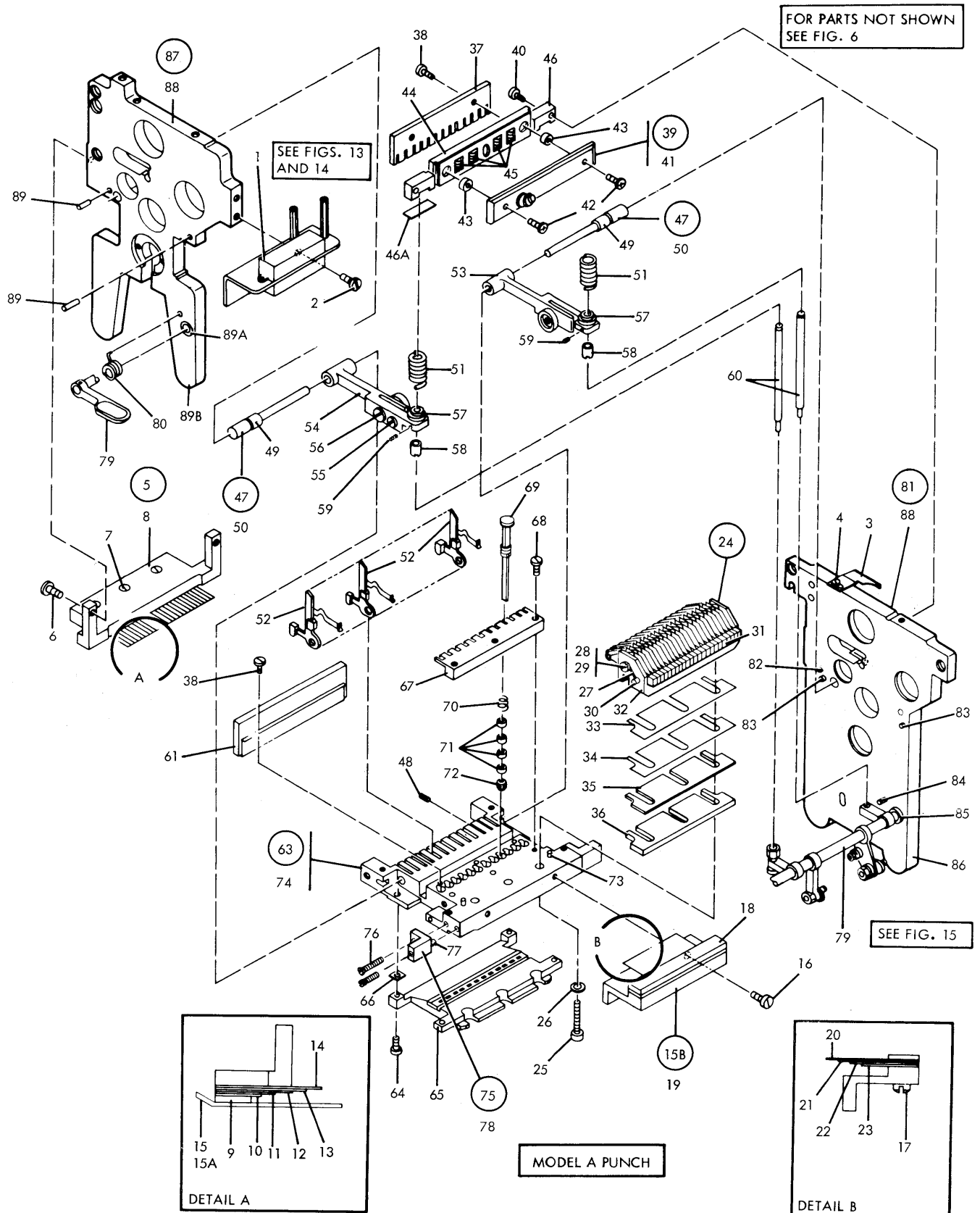


FIGURE 10. 1442-1 AND -2 MODEL A PUNCH ASSEMBLY. SHEET 1 OF 2. INDEX NOS. 1-92B. SEE LIST 10.

FOR PARTS NOT SHOWN  
SEE FIG. 6

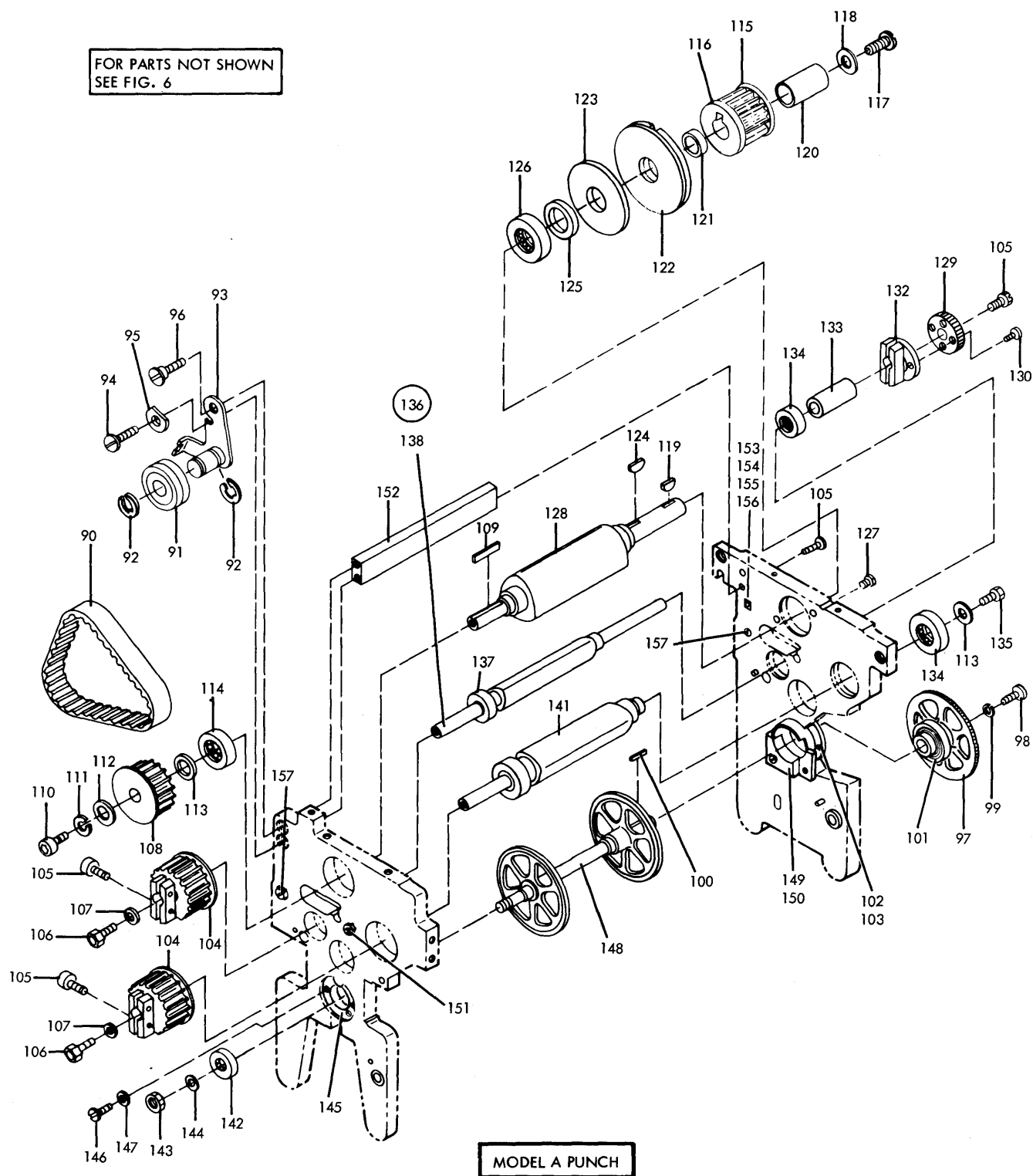


FIGURE 10. 1442-1 AND -2 MODEL A PUNCH ASSEMBLY. SHEET 2 OF 2. INDEX NOS. 90-157. SEE LIST 10.

LIST AND INDEX NO.	PART NO.	DESCRIPTION	UNITS PER ASM.	USABLE ON CODE
		1 2 3 4		
		1442-1 AND -2 MODEL A PUNCH ASSEMBLY		
10 -		CODE 1 USED AFTER SER. NO. 13296		
-	612945	PUNCH UNIT ASSEMBLY NON TEST UNIT W/O INCREMENTAL DRIVE SEE FIG. 6-66A FOR NEXT HIGHER ASM AND FIG. 10 FOR ILLUSTRATION	REF	
- 1	626779	. INTERPOSER MAGNET AND CONNECTOR ASSEMBLY SEE FIG. 13 FOR DETAIL BREAKDOWN	1	
- 2	236849	. SCREW,BINDING HEAD MACHINE	2	
- 3	627769	. POINTER,TIMING	1	
- 4	186759	. SCREW,MACH-BIND HD 8-32 X 5/16 LG	1	
- 5	612370	. LEAF ASSEMBLY	1	
- 6	186758	. SCREW,MACH-BIND HD 8-32 X 7/16 LG	4	
- 7	81693	. . SCREW,MACH-BIND HD 6-32 X 3/8 LG	1	
- 8	612371	. . HOLDER	1	
- 9	612372	. . CLAMP	1	
- 10	612379	. . SPRING-LEAF,NO. 5	1	
- 11	612378	. . SPRING-LEAF,NO. 4	1	
- 12	612377	. . SPRING-LEAF,NO. 3	1	
- 13	612376	. . SPRING-LEAF,NO. 2	1	
- 14	612374	. . SPRING-LEAF,NO. 1	1	
- 15	612946	. GUIDE-PUNCH UNIT CARD	1	
- 15A	38443	. SCREW,MACH-FL CSK HD 6-32 X 5/16 LG	2	
- 15B	612387	. LEAF SPRING ASM-RESTORE	1	
- 16	186758	. SCREW,MACH-BIND HD 8-32 X 7/16 LG	2	
- 17	322550	. . SCREW,MACH-BIND HD 6-32 X 1/2 LG	3	
- 18	612372	. . CLAMP	1	
- 19	612389	. . HOLDER	1	
- 20	612376	. . SPRING-LEAF,NO. 2	1	
- 21	612377	. . SPRING-LEAF,NO. 3	1	
- 22	612378	. . SPRING-LEAF,NO. 4	1	
- 23	612374	. . SPRING-LEAF,NO. 1	1	
- 24	612948	. COMB ASSEMBLY-PUNCH RESTORE LEVER	1	
- 25	101807	. SCREW,CAP,SOC HD- 8-32 X 5/8 LG	3	
- 26	1090873	. WASHER-SPLIT LOCK-NO.8	3	
- 27	612369	. . PIN-SHAFT RETAINING	1	
- 28	251970	. . SCREW-MACH BD. HD. 4-40 X 1/4 LG	1	
- 29	257985	. . WASHER,FLAT-NO. 4 X 0.250 OD X 0.028 THK	1	
- 30	612368	. . SHFT-PUNCH RESTORE LEVER	1	
- 31	612366	. . LEVER ASSEMBLY-PUNCH RESTORE	24	
- 32	612947	. . COMB PUNCH-RESTORE LEVER	1	
- 33	612921	. SHIM,2.938 LG X 0.518 W X 0.030 THK	1	
- 34	626545	. SHIM,2.938 LG X 0.518 W X 0.001 THK	AR	
- 35	626464	. SHIM,2.938 LG X 0.518 W X 0.002 THK	AR	
- 36	626467	. SHIM,2.938 LG X 0.518 W X 0.004 THK	AR	
- 37	612397	. COMB-INTERPOSER	1	
- 38	10170	. SCREW-MACH,BIND HD NO. 6-32 X .250 LG	5	
- 39	627756	. GUIDE ASSEMBLY	1	
- 40	437763	. SCREW,CAP,SOC HD	2	
- 41	627751	. . PLATE ASSEMBLY,PUNCH DRIVE BAIL	1	
- 42	250627	. . SCREW, ALLEN CAP 6-32 X 3/8 LG	2	
- 43	612393	. . SPACER	2	
- 44	627753	. . BAIL-PUNCH DRIVE	1	
- 45	612396	. . SPRING	4	
- 46	627755	. . BAR-PUNCH DRIVE BAIL	1	
- 46A	614938	. SHIM- 0.0010 THK	AR	1
- 46A	614939	. SHIM- 0.0020 THK	AR	1
- 46A	614940	. SHIM- 0.0030 THK	AR	1
- 46A	614941	. SHIM- 0.0040 THK	AR	1
- 46A	614942	. SHIM- 0.0050 THK	AR	1
- 46A	614943	. SHIM- 0.0060 THK	AR	1
- 47	612338	. SHAFT ASM-INTER ARM	2	
- 48	257960	. SETSCREW-HEADLESS FP 4-40 X 1/4 LG	4	
- 49	612337	. . BUSHING-INT ARMAT SHAFT	2	
- 50	612386	. . SHAFT-INT ARMAT	2	
- 51	626544	. SPRING	2	
- 52	612380	. INTERPOSER ASM-PCH	12	
- 53	612429	. ROLL ASM-PRESSURE,FRONT	1	
- 54	612432	. ROLL ASM-PRESSURE,BACK	1	
- 55	612469	. SCREW,MACH-FIL HD- 4-40 X 1/4 IN. LG	2	
- 56	612470	. SCREW,BD HD UNC 4-40 X 0.375 LG	2	

\*  
\*  
\*  
\*  
\*  
\*

LIST AND INDEX NO.	PART NO.	DESCRIPTION	UNITS PER ASM.	USABLE ON CODE
		1 2 3 4		
		1442-1 AND -2 MODEL A PUNCH ASSEMBLY -CONT		
10 - 57	612428	• SEAT	2	
- 58	612468	• STOP	2	
- 59	257956	• SETSCREW-SPLINE DR FP 4-40 X 1/8 LG ATT PT	2	
- 60	612604	• PIN,ROLL	2	
- 61	612398	• WIPER ASSEMBLY	1	
- 63	612941	• DIE AND STRIP ASM, PUNCH	1	
- 64	250627	• • SCREW, ALLEN CAP 6-32 X 3/8 LG ATT PT	4	
- 65	612942	• • DIE ASSEMBLY,CARD	1	
- 66	626925	• • SPACER	4	
- 67	612401	• • COMB PUNCH-STOP	1	
- 68	186924	• • SCREW ATT PT	3	
- 69	612352	• • PUNCH ASSEMBLY	12	
- 70	612402	• • SPRING,HELICAL,COMP-8 TURNS 0.320 LG	12	
- 71	611369	• • BEARING	48	
- 72	627675	• • BUSHING	12	
- 73	1090395	• • PIN,STR,HOLS-1/8 DIA X 3/8 LG	2	
- 74	612939	• • STRIPPER-PUNCH HOUSING	1	
- 75	612474	• BRACKET ASSEMBLY	2	
- 76	4636	• SCREW,MACH-FL CSK HD 8-32 X 3/8 LG ATT PT	4	
- 77	1090395	• • PIN,STR,HOLS-1/8 DIA X 3/8 LG □	1	
- 78	612344	• • BRACKET-PR RL □	1	
- 79	638342	• PUNCH PRESSURE ROLL RELEASE SHAFT ASM SEE FIG. 15 FOR DETAIL BREAKDOWN	1	
- 80	612857	• SPRING,PUSH	1	
- 81	612926	• PLATE ASSEMBLY-FRONT	1	
- 82	104696	• • PIN,STR,HOLS- 1/8 DIA X 1/2 LG □	1	
- 83	104699	• • PIN, DOWEL □	2*	
- 84	257294	• • PIN,SPRING- 1/8 X 11/16 LG □	1	
- 85	612345	• • BUSHING □	1	
- 86	612925	• • PLATE-FRONT PUNCH HOUSING □	1	
- 87	612928	• PLATE ASSEMBLY-BACK	1	
- 88	104763	• SCREW,CAP,SOC HD- 10-32 X 1/2 LG ATT PT	4	
- 89	104699	• • PIN, DOWEL □	2	
- 89A	612345	• • BUSHING □	1	
- 89B	612927	• • PLATE-BACK PUNCH HOUSING □	1	
- 90	612445	• BELT	1	
- 91	156231	• BEARING,BALL,ANNULAR- 0.500 ID 1.125 OD	2	
- 92	219743	• RING,RETAINING-EXT 0.392 ID X 0.042 THK ATT PT	2	
- 93	626402	• IDLER ASSEMBLY	1	
- 94	438601	• SCREW,MACH-UNDRCT BIND HD 10-32 X 7/8 LG ATT PT	1	
- 95	626408	• WASHER,FLATTED ATT PT	1	
- 96	626404	• SCREW-SHLD ATT PT	1	
- 97	612442	• RATCHET-INC DR	1	
- 98	612779	• SCREW,BD HD UNC 8-32 X 0.312 LG ATT PT	1	
- 99	1090448	• WASHER-LOCK,SPLIT RING ATT PT	1	
-100	612443	• KEY ATT PT	1	
-101	612885	• ORG PCH FD WH SHAFT	1	
-102	612922	• RETAINER-FRONT FD WH BEARING	1	
-103	81693	• SCREW,MACH-BIND HD 6-32 X 3/8 LG ATT PT	2	
-104	612420	• PULLEY ASSEMBLY	2	
-105	437763	• SCREW,CAP,SOC HD ATT PT	2	
-106	12954	• SCREW,MACH-HEX HD 8-32 X 1/2 LG ATT PT	2	
-107	110965	• WASHER FLAT,.5 DIA X .169 THK ATT PT	2	
-108	612409	• PULLEY ASSEMBLY	1	
-109	612408	• KEY ATT PT	1	
-110	104613	• SCREW, ALLEN CAP, 8-32 X 1/2 LG ATT PT	1	
-111	1090873	• WASHER-SPLIT LOCK-NO.8 ATT PT	1	
-112	110965	• WASHER FLAT,.5 DIA X .169 THK ATT PT	1	
-113	441683	• WASHER-FLAT .376 ID X .740 OD	2	
-114	626899	• BEARING	1	
-115	612415	• PULLEY ASM -HIGH SPEED	1	
-115	612951	• PULLEY ASM -LOWSPEED	1	
-116	626697	• FLANGE-PUNCH DRIVE PULLEY -HIGH SPEED	1	
-116	626783	• FLANGE-PUNCH DRIVE PULLEY -LOW SPEED	1	
-117	101807	• SCREW,CAP,SOC HD- 8-32 X 5/8 LG ATT PT	1	
-117	106413	• SHORT SHAFT		
-117	106413	• SCREW,CAP,SOC HD ATT PT	1	
-117	106413	• LONG SHAFT		
-118	125071	• SPACER-BRACKET MTG ATT PT	1	
-118	125071	• SHORT SHAFT		
-118	228373	• WASHER,FL- 5/32 X 5/8 OD X 3/32 THK ATT PT	1	
-118	228373	• LONG SHAFT		
-119	12015	• KEY,WOODRUFF ATT PT	1	
-120	612813	• SPACER-LONG SHAFT	1	
-121	612414	• SPACER-PUNCH INPUT PULLEY	1	
-122	612412	• DISK ASSEMBLY	1	
-123	612411	• DISK, TIMING	1	

LIST AND INDEX NO.	PART NO.	DESCRIPTION	UNITS PER ASM.	USABLE ON CODE
		1 2 3 4		
		1442-1 AND -2 MODEL A PUNCH ASSEMBLY -CONT		
10 -124	328037	• KEY ATT PT	1	
-125	626907	• SPACER	1	
-126	612410	• BEARING	1	
-127	34512	• SCREW,BIND.HD 8-32 X .375 LG ATT PT	2	
-128	612406	• CAM,PUNCH	1	
-129	612425	• GEAR	1	
-130	186924	• SCREW ATT PT	4	
-132	612426	• HUB,GEAR	1	
-133	612424	• SPACER	1	
-134	626909	• BEARING	2	
-135	10170	• SCREW-MACH,BIND HD NO. 6-32 X .250 LG ATT PT	3	
-136	627694	• CAM ASSEMBLY	1	
-137	626909	• • BEARING	1	
-138	612422	• • CAM-INTERPOSER	1	
-141	626898	• CAM ASSEMBLY	1	
-142	612440	• BEARING-DUPLEX PAIR	1	
-143	614797	• NUT ATT PT	1	
-144	310781	• WASHER,FLAT .255 ID X 3/8 OD ATT PT	1	
-145	612923	• RETAINER-REAR FD WH BEARING	1	
-146	38352	• SCREW,MACH-FIL H 6-32 X 3/8 LG ATT PT	2	
-147	45642	• WASHER,FL-NO. 6 X 11/32 OD X 0.040 THK ATT PT	2	
-148	612435	• SHAFT,ASSEMBLY	1	
-149	612944	• SUPPORT-FRONT BEARING	1	
-150	234329	• SCREW-BRACKET MOUNTING ATT PT	2	
-151	612454	• STUD	1	
-152	612924	• BAR,PUNCH	1	
-153	322551	• SCREW,MACH-BIND HD 6-32X3/4 LG	1	
-154	170226	• SCREW,ASMD WASHER- 6-32 X 1/2 LG	1	
-155	627759	• WASHER	2	
-156	627760	• NUT-CLAMP	2	
-157	234330	• SCREW,MACH-RH 10-32 X 0.438 LG	2	

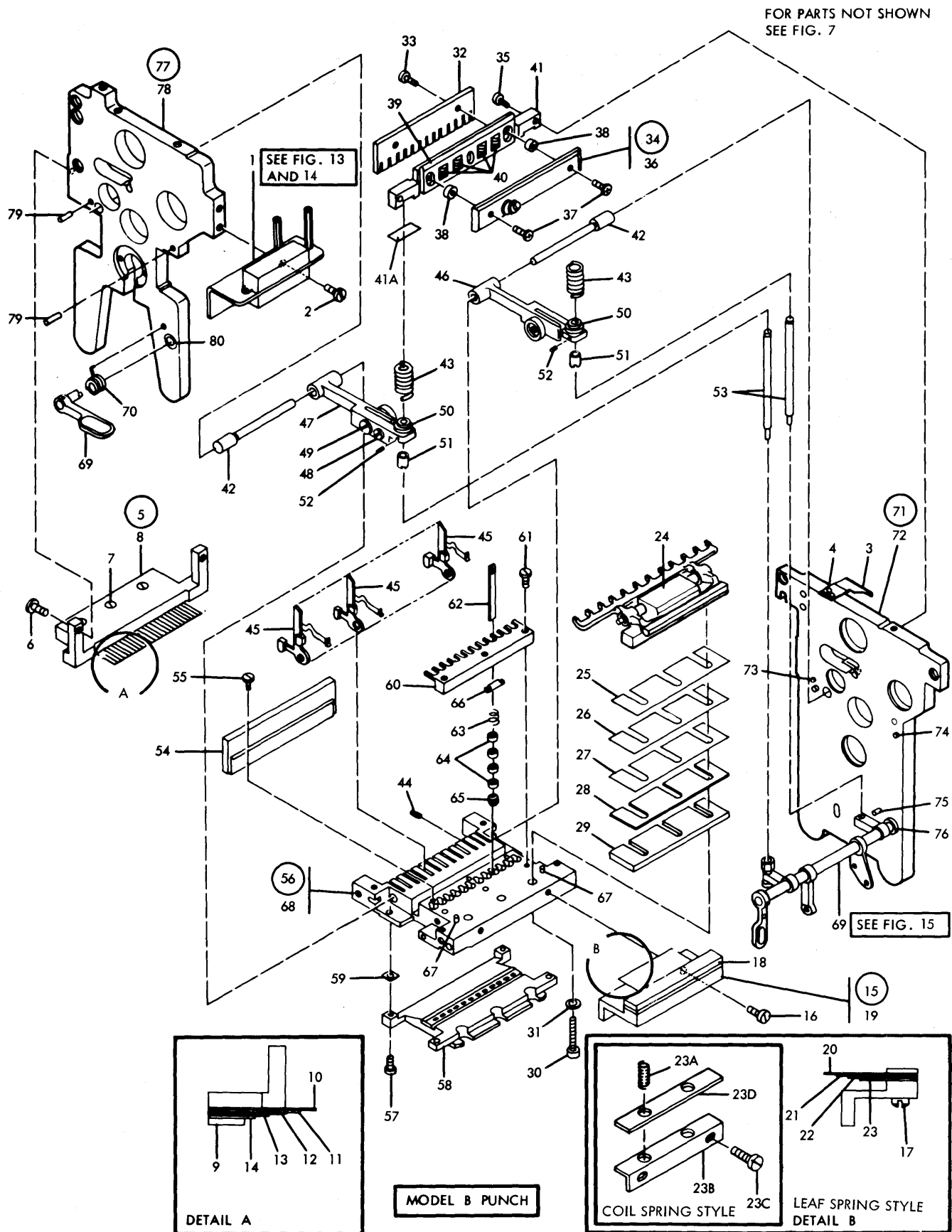
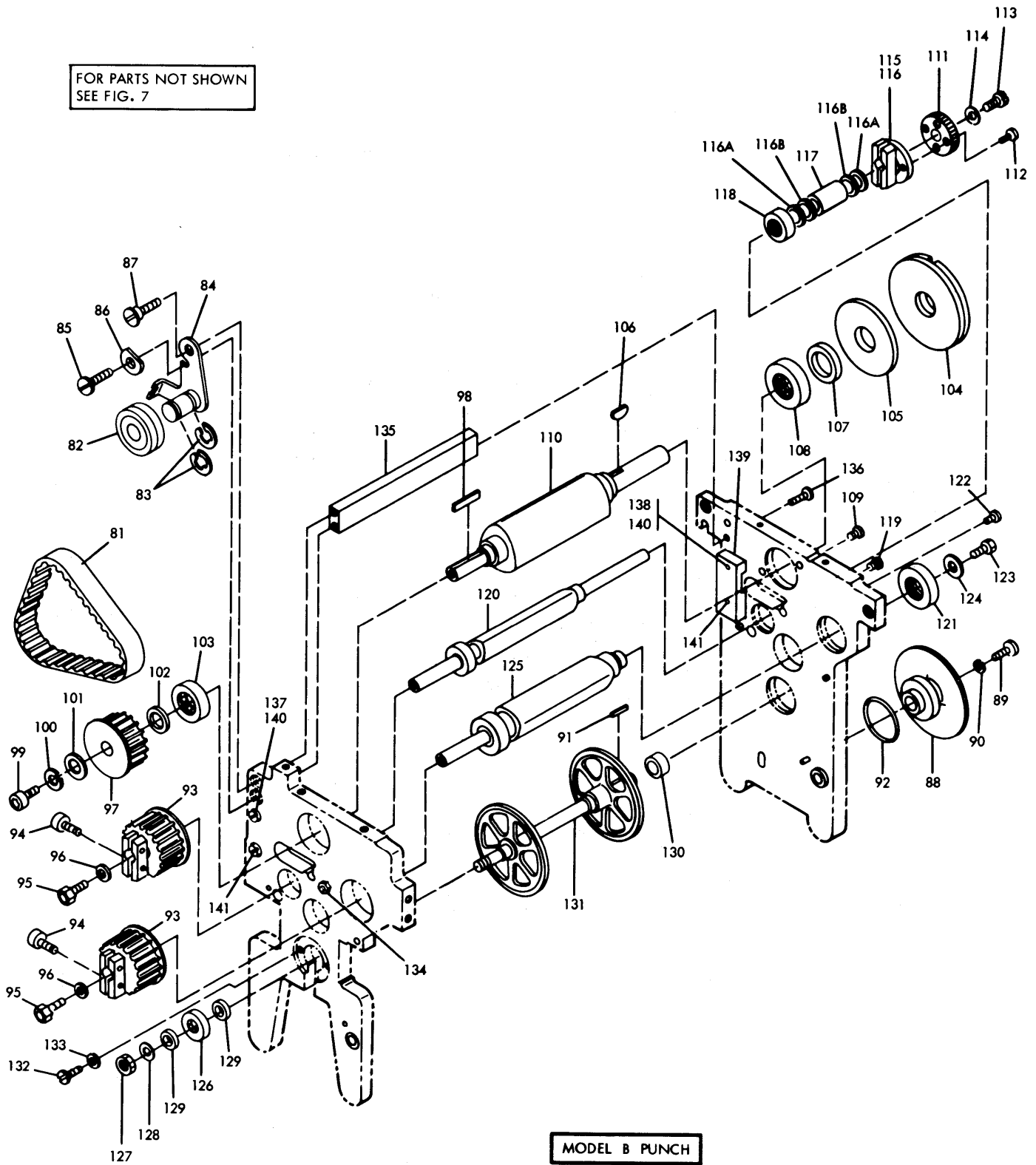


FIGURE 11. 1442-1 AND -2 MODEL B PUNCH ASSEMBLY. SHEET 1 OF 2. INDEX NOS. 1-80. SEE LIST 11.



FOR PARTS NOT SHOWN  
SEE FIG. 7



MODEL B PUNCH

FIGURE 11. 1442-1 AND -2 MODEL B PUNCH ASSEMBLY. SHEET 2 OF 2. INDEX NOS. 81 141. SEE LIST 11.

LIST AND INDEX NO.	PART NO.	DESCRIPTION	UNITS PER ASM.	USABLE ON CODE
1 2 3 4				
11 -		1442-1 AND -2 MODEL B PUNCH ASSEMBLY		
-	626893	PUNCH ASSEMBLY-B MODEL NON TESTED UNIT W/O INCREMENTAL DRIVE SEE FIG. 7-77 FOR NEXT HIGHER ASM AND FIG. 11 FOR ILLUSTRATION	REF	
- 1	614795	. CONNECTOR AND MAGNET ASSEMBLY INDIVIDUALLY ADJUSTABLE SEE FIG. 14 FOR DETAIL BREAKDOWN	1	
- 1	626779	. INTERPOSER MAGNET AND CONNECTOR ASSEMBLY NON-ADJUSTABLE SEE FIG. 13 FOR DETAIL BREAKDOWN	1	
- 2	28413	. SCREW, MACH-BIND HD 10-32 X 5/16 LG	ATT PT	2
- 3	627769	. POINTER, TIMING		1
- 4	186759	. SCREW, MACH-BIND HD 8-32 X 5/16 LG	ATT PT	1
- 5	612370	. LEAF ASSEMBLY		1
- 6	186758	. SCREW, MACH-BIND HD 8-32 X 7/16 LG	ATT PT	2
- 7	81693	. . SCREW, MACH-BIND HD 6-32 X 3/8 LG	ATT PT	3
- 8	612371	. . HOLDER		1
- 9	612372	. . CLAMP		1
- 10	612374	. . SPRING-LEAF, NO. 1 INTERPOSER DRIVE SPRING		1
- 11	612376	. . SPRING-LEAF, NO. 2 INTERPOSER DRIVE SPRING		1
- 12	612377	. . SPRING-LEAF, NO. 3 INTERPOSER DRIVE SPRING		1
- 13	612378	. . SPRING-LEAF, NO. 4 INTERPOSER DRIVE SPRING		1
- 14	612379	. . SPRING-LEAF, NO. 5 INTERPOSER DRIVE SPRING		1
- 15	626895	. LEAF ASSEMBLY		1
- 16	186758	. SCREW, MACH-BIND HD 8-32 X 7/16 LG	ATT PT	2
- 17	322550	. . SCREW, MACH-BIND HD 6-32 X 1/2 LG	ATT PT	3
- 18	612372	. . CLAMP		1
- 19	612389	. . HOLDER		1
- 20	626867	. . LEAF-SPR		1
- 21	626868	. . LEAF-SPR		1
- 22	626869	. . LEAF-SPR		1
- 23	626870	. . LEAF-SPR		1
- 23A	614955	. SPRING, RESTORE LEVER-COMPRESSION		1
- 23B	614956	. HOLDER, RESTORE COIL SPRINGS		1
- 23C	186759	. SCREW, MACH-BIND HD 8-32 X 5/16 LG	ATT PT	2
- 23D	645741	. WICK, ABSORBING		1
- 24	611974	. LEVER AND BLOCK ASM-PUNCH RESTORE		1
- 25	611983	. SHIM, 2.938 LG X 0.518 W X 0.0015 THK	AR	
- 26	626545	. SHIM, 2.938 LG X 0.518 W X 0.001 THK	AR	
- 27	626464	. SHIM, 2.938 LG X 0.518 W X 0.002 THK	AR	
- 28	626467	. SHIM, 2.938 LG X 0.518 W X 0.004 THK	AR	
- 29	612921	. SHIM, 2.938 LG X 0.518 W X 0.030 THK	AR	
- 30	104513	. SCREW, ALLEN CAP, 8-32 X 1/2 LG		3

\*  
\*  
\*  
\*

LIST AND INDEX NO.	PART NO.	DESCRIPTION	UNITS PER ASM.	USABLE ON CODE
		1 2 3 4		
		1442-1 AND -2 MODEL B:PUNCH ASSEMBLY -CONT		
11 - 31	1090873	. WASHER-SPLIT LOCK-NO.8	3	
- 32	612397	. COMB-INTERPOSER	1	
- 33	10170	. SCREW-MACH,BIND HD NO. 6-32 X .250 LG	2	
- 34	627756	. GUIDE ASSEMBLY	1	
- 35	437763	. SCREW,CAP,SOC HD	2	
- 36	627751	. . PLATE ASSEMBLY,PUNCH DRIVE BAIL	1	
- 37	250627	. . SCREW, ALLEN CAP 6-32 X 3/8 LG	2	
- 38	612393	. . SPACER	2	
- 39	627753	. . BAIL-PUNCH DRIVE	1	
- 40	612396	. . SPRING	4	
- 41	627755	. . BAR-PUNCH DRIVE BAIL	1	
- 41A	614938	. SHIM- 0.0010 THK	AR	
- 41A	614939	. SHIM- 0.0020 THK	AR	
- 41A	614940	. SHIM- 0.0030 THK	AR	
- 41A	614941	. SHIM- 0.0040 THK	AR	
- 41A	614942	. SHIM- 0.0050 THK	AR	
- 41A	614943	. SHIM- 0.0060 THK	AR	
- 42	647199	. SHAFT ASM,INTERPOSER	2	
- 43	626544	. SPRING	2	
- 44	257960	. SETSCREW-HEADLESS FP 4-40 X 1/4 LG	4	
- 45	626853	. INTERPOSER ASSEMBLY	12	
- 46	612429	. ROLL ASM-PRESSURE,FRONT	1	
- 47	612432	. ROLL ASM-PRESSURE,BACK	1	
- 48	612469	. SCREW,MACH-FIL HD- 4-40 X 1/4 IN. LG	2	
- 49	612470	. SCREW,BD HD UNC 4-40 X 0.375 LG	2	
- 50	612428	. SEAT	2	
- 51	612468	. STOP	2	
- 52	257956	. SETSCREW-SPLINE DR FP 4-40 X 1/8 LG	2	
- 53	612604	. PIN,ROLL	2	
- 54	612398	. WIPER ASSEMBLY	1	
- 55	251970	. SCREW-MACH BD. HD. 4-40 X 1/4 LG	3	
- 56	626890	. DIE AND STRIPPER ASSEMBLY	1	
- 57	250627	. . SCREW, ALLEN CAP 6-32 X 3/8 LG	4	
- 58	612942	. . DIE ASSEMBLY,CARD	1	
- 59	626925	. . SPACER	AR	
- 60	626858	. . COMB PUNCH	1	
- 61	186924	. . SCREW	3	
- 62	626859	. . PUNCH	12	
- 63	612402	. . SPRING,HELICAL,COMP-8 TURNS 0.320 LG	12	
- 64	611369	. . BEARING	48	
- 65	627675	. . BUSHING	12	
- 66	626855	. . RETAINER	12	
- 67	1090395	. . PIN,STR,HDLS-1/8 DIA X 3/8 LG	2	
- 68	627686	. . STRIPPER	1	
- 69	638342	. PUNCH PRESSURE ROLL RELEASE SHAFT ASM SEE FIG. 15 FOR DETAIL BREAKDOWN	1	
- 70	612857	. SPRING,PUSH	1	
- 71	626891	. PLATE ASSEMBLY	1	
- 72	104763	. SCREW,CAP,SOC HD- 10-32 X 1/2 LG	2	
- 73	104696	. . PIN,STR,HDLS- 1/8 DIA X 1/2 LG	1	
- 74	104699	. . PIN, DOWEL	2	
- 75	257294	. . PIN,SPRING- 1/8 X 11/16 LG	1	
- 76	612345	. . BUSHING	1	
- 77	626892	. PLATE ASSEMBLY	1	
- 78	104763	. SCREW,CAP,SOC HD- 10-32 X 1/2 LG	2	
- 79	104699	. . PIN, DOWEL	2	
- 80	612345	. . BUSHING	1	
- 81	612445	. BELT	1	

LIST AND INDEX NO.	PART NO.	DESCRIPTION	UNITS PER ASM.	USABLE ON CODE
		1 2 3 4		
		1442-1 AND -2 MODEL B PUNCH ASSEMBLY -CONT		
11 - 82	156231	. BEARING,BALL,ANNULAR- 0.500 ID 1.125 OD	2	
- 83	219743	. RING,RETAINING-EXT 0.392 ID X 0.042 THK	2	
- 84	626402	. IDLER ASSEMBLY	1	
- 85	438601	. SCREW,MACH-UNDRCT BIND HD 10-32 X 7/8 LG	1	
- 86	626408	. WASHER,FLATTED	1	
- 87	626404	. SCREW-SHLD	1	
- 88	626887	. RATCHET ASSEMBLY	1	
- 89	612779	. SCREW,BD HD UNC 8-32 X 0.312 LG	1	
- 90	1090448	. WASHER-LOCK,SPLIT RING	1	
- 90	648595	. WASHER,0.438 OD X 0.173 ID X 0.032 THK	1	
- 91	612443	. KEY	1	
- 92	627575	. O-RING	1	
- 93	612420	. PULLEY ASSEMBLY	2	
- 94	437763	. SCREW,CAP,SOC HD	4	
- 95	12954	. SCREW,MACH-HEX HD 8-32 X 1/2 LG	3	
- 96	110965	. WASHER FLAT,.5 DIA X .169 THK	4	
- 97	612409	. PULLEY ASSEMBLY	1	
- 98	612408	. KEY	1	
- 99	104613	. SCREW, ALLEN CAP, 8-32 X 1/2 LG	1	
-100	1090873	. WASHER-SPLIT LOCK-NO.8	1	
-101	110965	. WASHER FLAT,.5 DIA X .169 THK	1	
-102	441683	. WASHER-FLAT .376 ID X .740 OD	2	
-103	626899	. BEARING	1	
-104	612412	. DISK ASSEMBLY	1	
-105	612411	. DISK, TIMING	1	
-106	328037	. KEY	1	
-107	626907	. SPACER	1	
-108	612410	. BEARING	1	
-109	34512	. SCREW,BIND.HD 8-32 X .375 LG	2	
-110	612406	. CAM,PUNCH	1	
-111	612425	. GEAR	1	
-112	186924	. SCREW	4	
-113	12954	. SCREW,MACH-HEX HD 8-32 X 1/2 LG	1	
-114	110965	. WASHER FLAT,.5 DIA X .169 THK	1	
-115	612426	. HUB,GEAR	1	
-116	437763	. SCREW,CAP,SOC HD	2	
-116A	139629	. SPACER- 0.380 ID X 5/8 OD X 0.094 THK	2	
-116B	614937	. WASHER- 0.596 OD X 0.423 ID X 0.113 THK	2	
-117	614936	. SPACER	1	
-118	626909	. BEARING	2	
-119	10170	. SCREW-MACH,BIND HD NO. 6-32 X .250 LG	4	
-120	627694	. CAM ASSEMBLY	1	
-121	626909	. BEARING	1	
-122	10170	. SCREW-MACH,BIND HD NO. 6-32 X .250 LG	2	
-123	12954	. SCREW,MACH-HEX HD 8-32 X 1/2 LG	1	
-124	110965	. WASHER FLAT,.5 DIA X .169 THK	1	
-125	626898	. CAM ASSEMBLY	1	
-126	626419	. BEARING	1	
-127	614797	. NUT	1	
-128	310781	. WASHER,FLAT .255 ID X 3/8 OD	1	
-129	626865	. SPACER-REAR FEED WHEEL .254 ID X .33 OD	2	
-130	626866	. SPACER-FRONT FEED WHEEL .318 ID X .47 OD	1	
-131	612435	. SHAFT,ASSEMBLY	1	
-132	10170	. SCREW-MACH,BIND HD NO. 6-32 X .250 LG	4	
-133	45642	. WASHER,FL-NO. 6 X 11/32 OD X 0.040 THK	2	
-134	612454	. STUD	1	
-135	612924	. BAR,PUNCH	1	
-136	437763	. SCREW,CAP,SOC HD	2	
-137	170226	. SCREW,ASMD WASHER- 6-32 X 1/2 LG	1	
-138	322551	. SCREW,MACH-BIND HD 6-32X3/4 LG	1	
-139	627760	. NUT-CLAMP	2	
-140	627759	. WASHER	2	
-141	234330	. SCREW,MACH-RH 10-32 X 0.438 LG	2	

FOR PARTS NOT SHOWN  
SEE FIG. 7

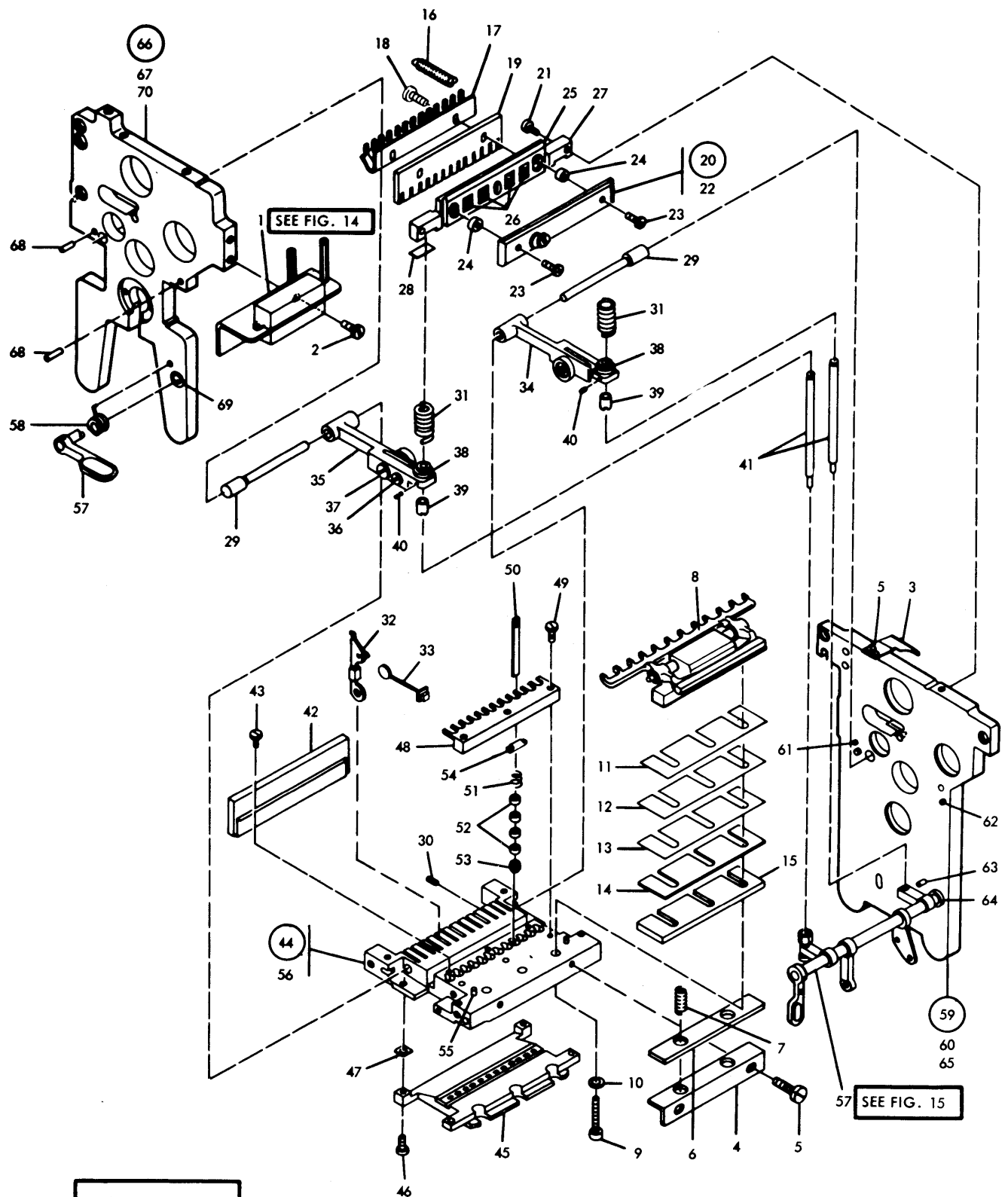


FIGURE 12. 1442-1 AND -2 MODEL C PUNCH ASSEMBLY. SHEET 1 OF 2. INDEX NOS. 1-70. SEE LIST 12.

FOR PARTS NOT SHOWN  
SEE FIG. 7

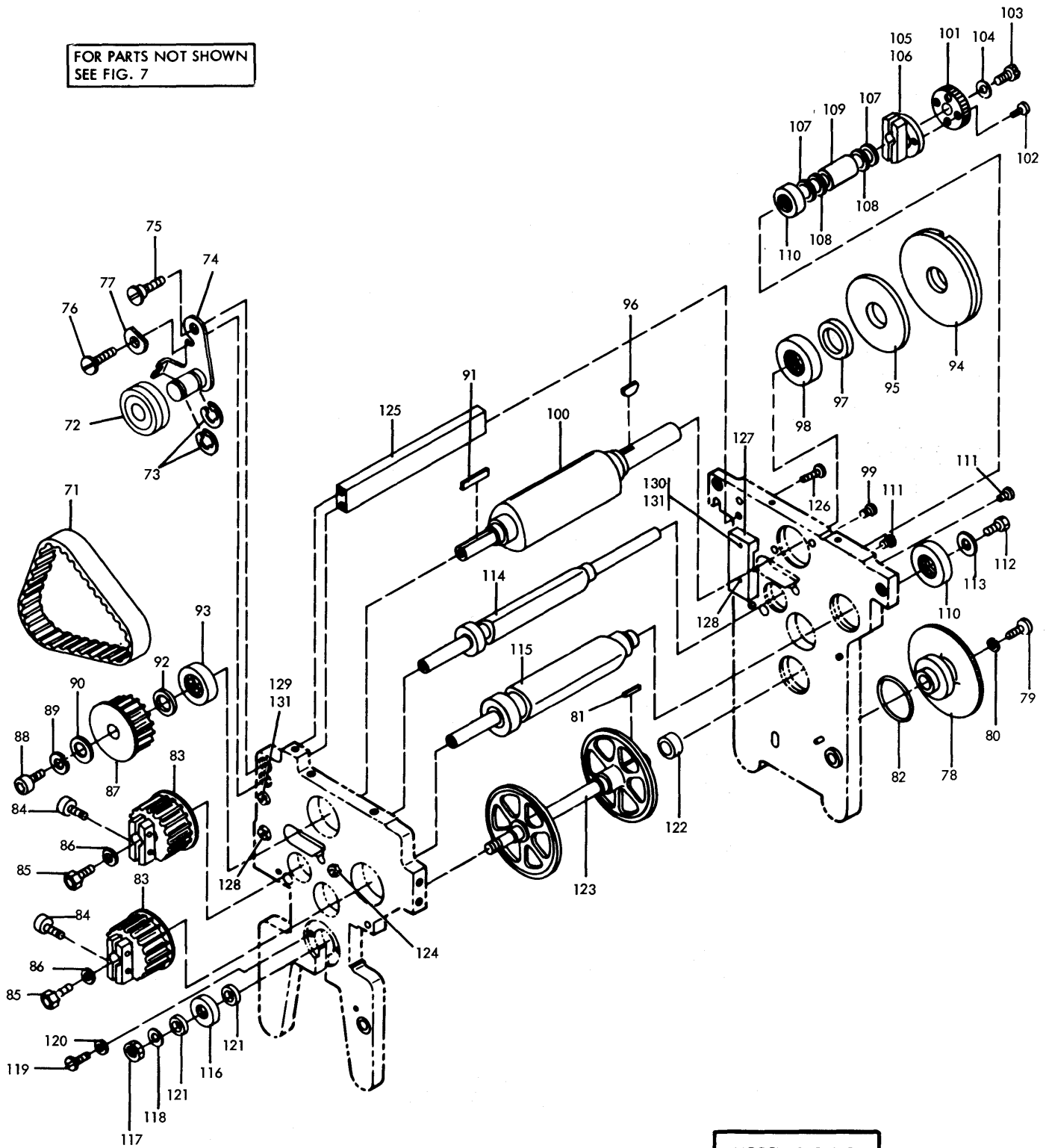


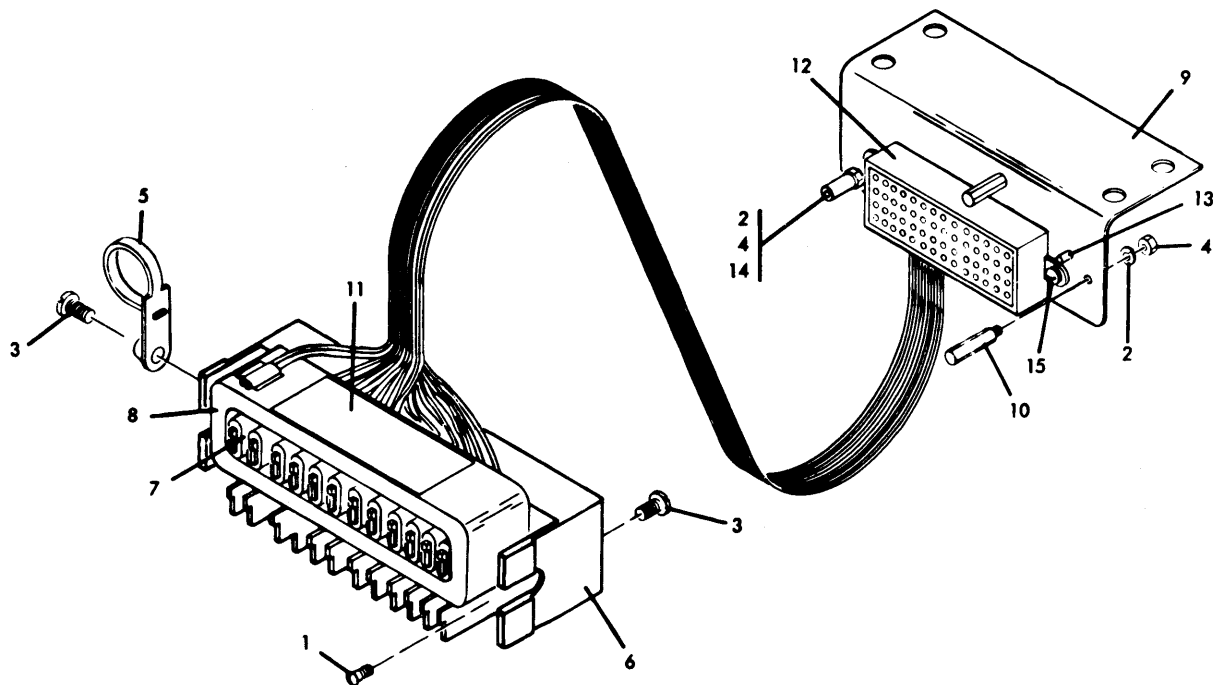
FIGURE 12. 1442-1 AND -2 MODEL C PUNCH ASSEMBLY. SHEET 2 OF 2. INDEX NOS. 70-131. SEE LIST 12.

LIST AND INDEX NO.	PART NO.	DESCRIPTION	UNITS PER ASM.	USABLE ON CODE
1 2 3 4				
		1442-1 AND -2 MODEL C PUNCH ASSEMBLY		
* 12 -	648598	PUNCH ASSEMBLY, C MODEL NON TESTED UNIT W/O INCREMENTAL DRIVE SEE FIG. 7-77 FOR NEXT HIGHER ASSEMBLY AND FIG. 12 FOR ILLUSTRATION	REF	
* - 1	648594	• INTERPOSER MAGNET AND CONNECTOR ASSEMBLY SEE FIG. 14 FOR DETAIL BREAKDOWN	1	
* - 2	28413	• SCREW, MACH-BIND HD 10-32 X 5/16 LG	ATT PT	2
* - 3	627769	• POINTER, TIMING		1
* - 4	614956	• HOLDER, RESTORE COIL SPRINGS		1
* - 5	186759	• SCREW, MACH-BIND HD 8-32 X 5/16 LG	ATT PT	3
* - 6	645741	• WICK, ABSORBING		1
* - 7	614955	• SPRING, RESTORE LEVER-COMPRESSION	ATT PT	2
* - 8	611974	• LEVER AND BLOCK ASM-PUNCH RESTORE		1
* - 9	104613	• SCREW, ALLEN CAP, 8-32 X 1/2 LG	ATT PT	3
* - 10	1090873	• WASHER-SPLIT LOCK-NO. 8	ATT PT	3
* - 11	626545	• SHIM, 2.938 LG X 0.518 W X 0.001 THK		AR
* - 12	611983	• SHIM, 2.938 LG X 0.518 W X 0.0015 THK		AR
* - 13	626464	• SHIM, 2.938 LG X 0.518 W X 0.002 THK		AR
* - 14	626467	• SHIM, 2.938 LG X 0.518 W X 0.004 THK		AR
* - 15	612921	• SHIM, 2.938 LG X 0.518 W X 0.030 THK		AR
* - 16	648597	• SPRING, INTERPOSER RESTORE-EXTENSION		12
* - 17	648588	• HANGER, INTERPOSER SPRING		1
* - 18	10170	• SCREW-MACH, BIND HD NO. 6-32 X .250 LG	ATT PT	2
* - 19	648587	• COMB, INTERPOSER		1
* - 20	627756	• GUIDE ASSEMBLY		1
* - 21	437763	• SCREW, CAP, SOC HD	ATT PT	2
* - 22	627751	• . PLATE ASSEMBLY, PUNCH DRIVE BAIL		1
* - 23	250627	• . SCREW, ALLEN CAP 6-32 X 3/8 LG	ATT PT	2
* - 24	612393	• . SPACER		2
* - 25	627753	• . BAIL-PUNCH DRIVE		1
* - 26	612396	• . SPRING		4
* - 27	627755	• . BAR-PUNCH DRIVE BAIL		1
* - 28	614938	• SHIM- 0.0010 THK		AR
* - 28	614939	• SHIM- 0.0020 THK		AR
* - 28	614940	• SHIM- 0.0030 THK		AR
* - 28	614941	• SHIM- 0.0040 THK		AR
* - 28	614942	• SHIM- 0.0050 THK		AR
* - 28	614943	• SHIM- 0.0060 THK		AR
* - 29	647199	• SHAFT ASM, INTERPOSER		2
* - 30	328833	• SETSCREW-HDLS NO. 4-40 X 1/4 LG	ATT PT	4
* - 31	626544	• SPRING		2
* - 32	647187	• ARM ASM, INTERPOSER		12
* - 33	647184	• TIP ASM, INTERPOSER		12
* - 34	612429	• ROLL ASM-PRESSURE, FRONT		1
* - 35	612432	• ROLL ASM-PRESSURE, BACK		1
* - 36	647192	• SCREW, FILLISTER HEAD MACHINE		2
* - 37	647191	• SCREW, MACH BIND HD - WITH UNDERCUT		2
* - 38	612428	• SEAT		2
* - 39	612468	• STOP		2
* - 40	257956	• SETSCREW-SPLINE DR FP 4-40 X 1/8 LG	ATT PT	2
* - 41	612604	• PIN, ROLL		2
* - 42	612398	• WIPER ASSEMBLY		1
* - 43	251970	• SCREW-MACH BD. HD. 4-40 X 1/4 LG	ATT PT	3
* - 44	626890	• DIE AND STRIPPER ASSEMBLY		1
* - 45	612942	• . DIE ASSEMBLY, CARD		1
* - 46	250627	• . SCREW, ALLEN CAP 6-32 X 3/8 LG	ATT PT	4
* - 47	626925	• . SPACER		AR
* - 48	626858	• . COMB PUNCH		1
* - 49	186924	• . SCREW	ATT PT	3
* - 50	626859	• . PUNCH		12
* - 51	612402	• . SPRING, HELICAL, COMP-8 TURNS 0.320 LG		12
* - 52	611369	• . BEARING		48
* - 53	627675	• . BUSHING		12
* - 54	626855	• . RETAINER		12
* - 55	1090395	• . PIN, STR, HDLS-1/8 DIA X 3/8 LG		2
* - 56	627686	• . STRIPPER		1
* - 57	638342	• PUNCH PRESSURE ROLL RELEASE SHAFT ASM SEE FIG. 15 FOR DETAIL BREAKDOWN		1
* - 58	612857	• SPRING, PUSH		1
* - 59	626891	• PLATE ASSEMBLY		1
* - 60	104763	• SCREW, CAP, SOC HD- 10-32 X 1/2 LG	ATT PT	2
* - 61	104696	• . PIN, STR, HDLS- 1/8 DIA X 1/2 LG		1
* - 62	104699	• . PIN, DOWEL		2

LIST AND INDEX NO.	PART NO.	DESCRIPTION				UNITS PER ASM.	USABLE ON CODE
		1	2	3	4		
		1442-1 AND -2 MODEL C PUNCH ASSEMBLY -CONT					
* 12 - 63	257294	. . PIN, SPRING- 1/8 X 11/16 LG				1	
* - 64	612345	. . BUSHING				1	
* - 65	626888	. . PLATE, FRONT-PUNCH HOUSING				1	
* - 66	626892	. PLATE ASSEMBLY				1	
* - 67	104763	. SCREW, CAP, SOC HD- 10-32 X 1/2 LG	ATT PT			2	
* - 68	104699	. . PIN, DOWEL				2	
* - 69	612345	. . BUSHING				1	
* - 70	626889	. . PLATE, BACK-PUNCH HOUSING				1	
* - 71	612445	. BELT				1	
* - 72	156231	. BEARING, BALL, ANNULAR- 0.500 ID 1.125 OD				2	
* - 73	219743	. RING, RETAINING-EXT 0.392 ID X 0.042 THK	ATT PT			2	
* - 74	626402	. IDLER ASSEMBLY				1	
* - 75	626404	. SCREW-SHLD	ATT PT			1	
* - 76	438601	. SCREW, MACH-UNDRCT BIND HD 10-32 X 7/8 LG	ATT PT			1	
* - 77	626408	. WASHER, FLATTED	ATT PT			1	
* - 78	626897	. RATCHET ASSEMBLY				1	
* - 79	612779	. SCREW, BD HD UNC 8-32 X 0.312 LG	ATT PT			1	
* - 80	648595	. WASHER, 0.438 OD X 0.173 ID X 0.032 THK	ATT PT			1	
* - 81	612443	. KEY				1	
* - 82	627575	. O-RING				1	
* - 83	612420	. PULLEY ASSEMBLY				2	
* - 84	437763	. SCREW, CAP, SOC HD	ATT PT			4	
* - 85	12954	. SCREW, MACH-HEX HD 8-32 X 1/2 LG	ATT PT			2	
* - 86	110965	. WASHER FLAT, .5 DIA X .169 THK	ATT PT			2	
* - 87	612409	. PULLEY ASSEMBLY				1	
* - 88	104613	. SCREW, ALLEN CAP, 8-32 X 1/2 LG	ATT PT			1	
* - 89	1090873	. WASHER-SPLIT LOCK-NO.8	ATT PT			1	
* - 90	110965	. WASHER FLAT, .5 DIA X .169 THK	ATT PT			1	
* - 91	612408	. KEY				1	
* - 92	441683	. WASHER-FLAT .376 ID X .740 OD				2	
* - 93	626899	. BEARING				1	
* - 94	612412	. DISK ASSEMBLY				1	
* - 95	612411	. DISK, TIMING				1	
* - 96	328037	. KEY				1	
* - 97	626907	. SPACER				1	
* - 98	612410	. BEARING				1	
* - 99	34512	. SCREW, BIND, HD 8-32 X .375 LG	ATT PT			2	
* -100	612406	. CAM, PUNCH				1	
* -101	612425	. GEAR				1	
* -102	186924	. SCREW	ATT PT			4	
* -103	12954	. SCREW, MACH-HEX HD 8-32 X 1/2 LG	ATT PT			1	
* -104	110965	. WASHER FLAT, .5 DIA X .169 THK	ATT PT			1	
* -105	612426	. HUB, GEAR				1	
* -106	437763	. SCREW, CAP, SOC HD	ATT PT			2	
* -107	139629	. SPACER- 0.380 ID X 5/8 OD X 0.094 THK				2	
* -108	614937	. WASHER- 0.596 OD X 0.423 ID X 0.113 THK				2	
* -109	614936	. SPACER				2	
* -110	626909	. BEARING				2	
* -111	10170	. SCREW-MACH, BIND HD NO. 6-32 X .250 LG	ATT PT			4	
* -112	12954	. SCREW, MACH-HEX HD 8-32 X 1/2 LG	ATT PT			1	
* -113	110965	. WASHER FLAT, .5 DIA X .169 THK	ATT PT			1	
* -114	627694	. CAM ASSEMBLY				1	
* -115	626898	. CAM ASSEMBLY				1	
* -116	626419	. BEARING				1	
* -117	614797	. NUT	ATT PT			1	
* -118	310781	. WASHER, FLAT .255 ID X 3/8 OD	ATT PT			1	
* -119	10170	. SCREW-MACH, BIND HD NO. 6-32 X .250 LG	ATT PT			2	
* -120	45642	. WASHER, FL-NO. 6 X 11/32 OD X 0.040 THK	ATT PT			2	
* -121	626865	. SPACER-REAR FEED WHEEL .254 ID X .33 OD				2	
* -122	626866	. SPACER-FRONT FEED WHEEL .318 ID X .47 OD				1	
* -123	612435	. SHAFT, ASSEMBLY				1	
* -124	612454	. STUD				1	
* -125	612974	. BAR, PUNCH				1	
* -126	437763	. SCREW, CAP, SOC HD	ATT PT			2	
* -127	627760	. NUT-CLAMP				2	
* -128	734330	. SCREW, MACH-RH 10-32 X 0.438 LG	ATT PT			2	
* -129	170226	. SCREW, ASMD WASHER- 6-32 X 1/2 LG	ATT PT			1	
* -130	322551	. SCREW, MACH-BIND HD 6-32X3/4 LG	ATT PT			1	
* -131	627759	. WASHER				1	



FOR PARTS NOT SHOWN  
SEE FIGS. 10 AND 11



NON-INDIVIDUALLY ADJUSTABLE

FIGURE 13. 1442-1 AND -2 INTERPOSER MAGNET AND CONNECTOR ASSEMBLY. SEE LIST 13.

LIST AND INDEX NO.	PART NO.	DESCRIPTION	UNITS PER ASM.	USABLE ON CODE
		1442-1 AND -2 INTERPOSER MAG & CON ASM		
13 -	626779	INTERPOSER MAGNET AND CONNECTOR ASSEMBLY SEE FIGURE 10-1 AND 11-1 FOR NEXT HIGHER ASSEMBLY AND FIGURE 13 FOR ILLUSTRATION	REF	
- 1	38262	• SCREW,MACH-FIL H 4-40 X 1/4 LG		4
- 2	62031	• WASHER,LOCK-INT TEETH NO. 6 X 0.295 OD	ATT PT	2
- 3	81693	• SCREW,MACH-BIND HD 6-32 X 3/8 LG	ATT PT	1
- 4	257187	• NUT-HEX,NO. 6-32		2
- 5	532393	• CLAMP-ADJUSTABLE CABLE		1
- 6	612356	• BAR ASSEMBLY	□	1
- 7	612359	• COIL ASM-PUNCH	□	12
- 8	612361	• HOUSING COIL	□	1
- 9	612466	• BRACKET-PUNCH CABLE CONNECTOR	□	1
- 10	616623	• GATE STOP STUD		2
- 11	627579	• PLATE,INSTRUCTION		1
- 12	2122471	• CONNECTOR,PLUG,ELECTRICAL-MALE,50 CONT		1
- 13	2122734	• PIN		1
- 14	2122735	• SOCKET-GUIDE PIN		1
- 15	2123030	• JACKSCREW		2

FOR PARTS NOT SHOWN  
SEE FIGS. 11 AND 12

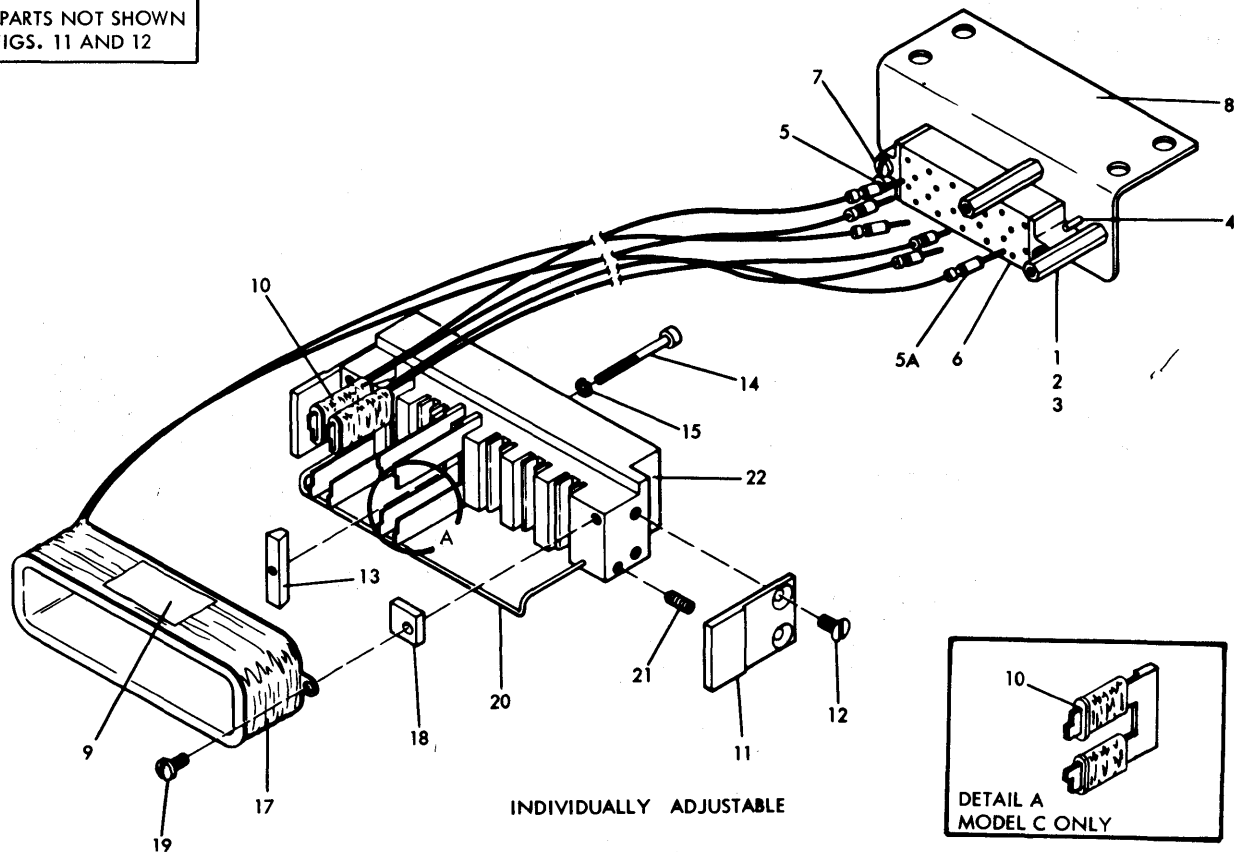


FIGURE 14. 1442-1 AND -2 INTERPOSER MAGNET AND CONNECTOR ASSEMBLY. SEE LIST 14.

LIST AND INDEX NO.	PART NO.	DESCRIPTION	UNITS PER ASM.	USABLE ON CODE
		1 2 3 4		
* 14 -	614795	1442-1 AND -2 INTERPOSER MAG & CON ASM CONNECTOR AND MAGNET ASSEMBLY USED ON B MODEL PUNCH SEE FIG. 11-1 FOR NEXT HIGHER ASSEMBLY AND FIG. 14 FOR ILLUSTRATION	REF	
* -	648594	INTERPOSER MAGNET AND CONNECTOR ASSEMBLY USED ON C MODEL PUNCH SEE FIG. 12-1 FOR NEXT HIGHER ASSEMBLY AND FIG. 14 FOR ILLUSTRATION	REF	
* - 1	616623	• GATE STOP STUD	2	
* - 2	257187	• NUT-HEX, NO. 6-32	2	
* - 3	62031	• WASHER, LOCK-INT TEETH NO. 6 X 0.295 OD	2	
* - 4	2122734	• PIN	1	
* - 5	2122735	• SOCKET-GUIDE PIN	1	
* - 5A	2122258	• PIN-CONTACT, MALE 20/22 AWG	24	
* - 6	2122471	• CONNECTOR, PLUG, ELECTRICAL-MALE, 50 CONT	1	
* - 7	2123030	• JACKSCREW	2	
* - 8	612466	• BRACKET-PUNCH CABLE CONNECTOR	1	
* - 9	627579	• PLATE, INSTRUCTION	1	
* - 10	614954	• COIL ASSEMBLY USED ON MODEL B	12	
* - 10	648593	• COIL ASSEMBLY USED ON MODEL C	12	
* - 11	614786	• MOUNTING LEG	2	
* - 12	38262	• SCREW, MACH-FIL H 4-40 X 1/4 LG	4	
* - 13	614774	• BAR, CLAMPING	6	
* - 14	614790	• SCREW, MACH-HEX SOC HD 2-56 X 1 LG	6	
* - 15	45610	• WASHER- 0.188 OD X 0.0935 ID X 0.031 THK	6	
* - 17	612361	• HOUSING COIL	1	
* - 18	614788	• SPACER	2	
* - 19	338238	• SCREW, MACH-BD HD 4-40 NC X .3125 LG	2	
* - 20	614792	• SUPPORT	1	
* - 21	257960	• SETSCREW-HEADLESS FP 4-40 X 1/4 LG	2	
* - 22	614775	• BAR	1	

FOR PARTS NOT SHOWN  
SEE FIGS. 10, 11, AND 12

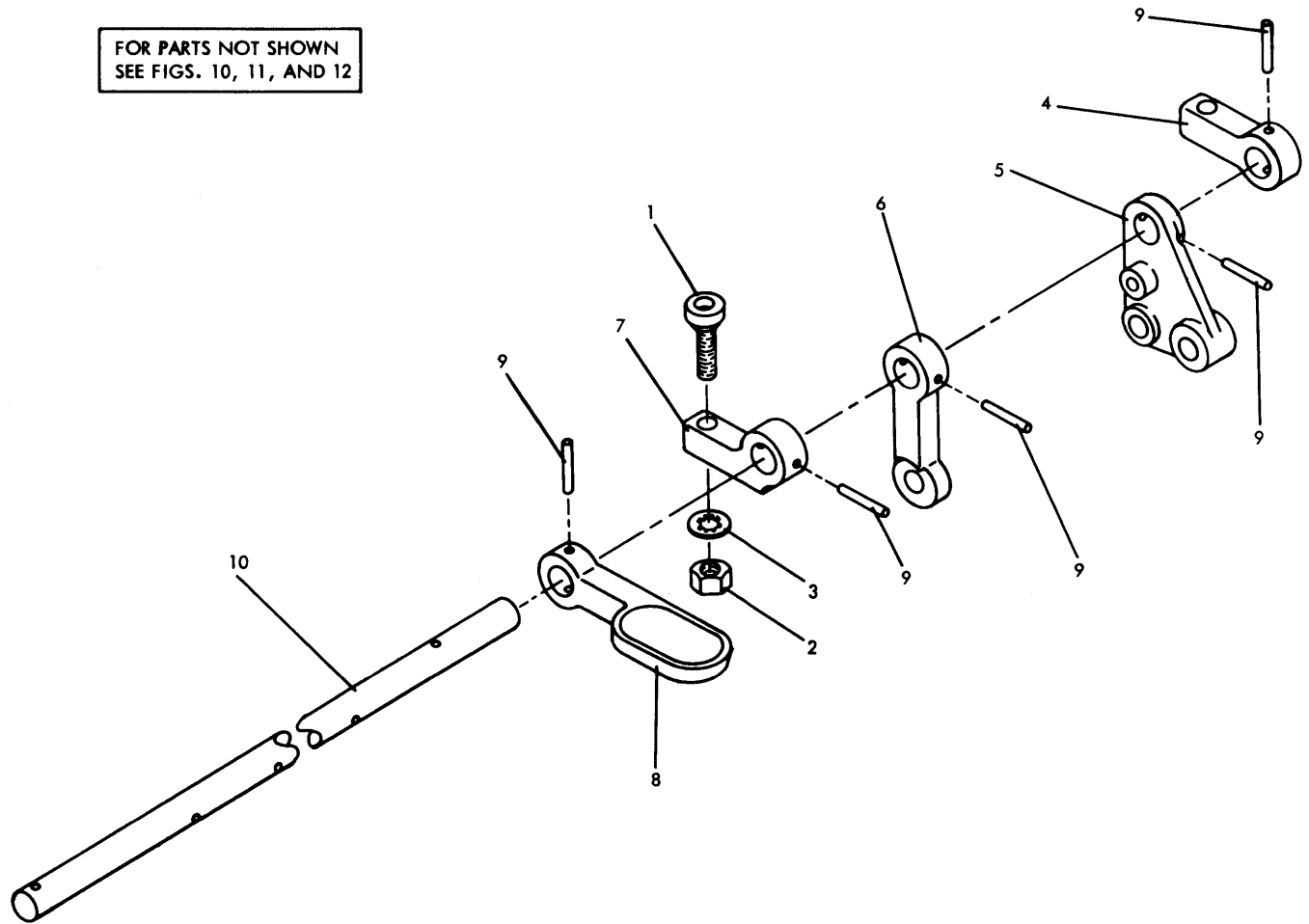


FIGURE 15. 1442-1 AND -2 PUNCH PRESSURE ROLL RELEASE SHAFT ASSEMBLY. SEE LIST 15.

LIST AND INDEX NO.	PART NO.	DESCRIPTION	UNITS PER ASM.	USABLE ON CODE
		1 2 3 4		
		1442-1,-2 PUNCH PRES ROLL REL SHAFT ASM		
15 -	638342	PUNCH PRESSURE ROLL RELEASE SHAFT ASM SEE FIGURE 10-79, 11-69 AND 12-57 FOR NEXT HIGHER ASSEMBLY AND FIGURE 15 FOR ILLUSTRATION	REF	
- 1	612462	• SCREW	1	
- 2	11598	• NUT PLAIN HEX 10/32	1	
- 3	56121	• WASHER, LOCK-INT TEETH NO. 10 X 0.381 OD	1	
- 4	612854	• ARM	1	
- 5	638092	• ARM-ACTUATOR LINK	1	
- 6	638343	• ARM	1	
- 7	612461	• ARM	1	
- 8	639752	• HANDLE, LIFT	1	
- 9	4327	• PIN, TAPER NO. 5-0 X .562 LG	5	
- 10	612456	• SHAFT-0.312 OD X 5.38 LG	1	

FOR PARTS NOT SHOWN  
SEE FIG. 1 SHEET 3

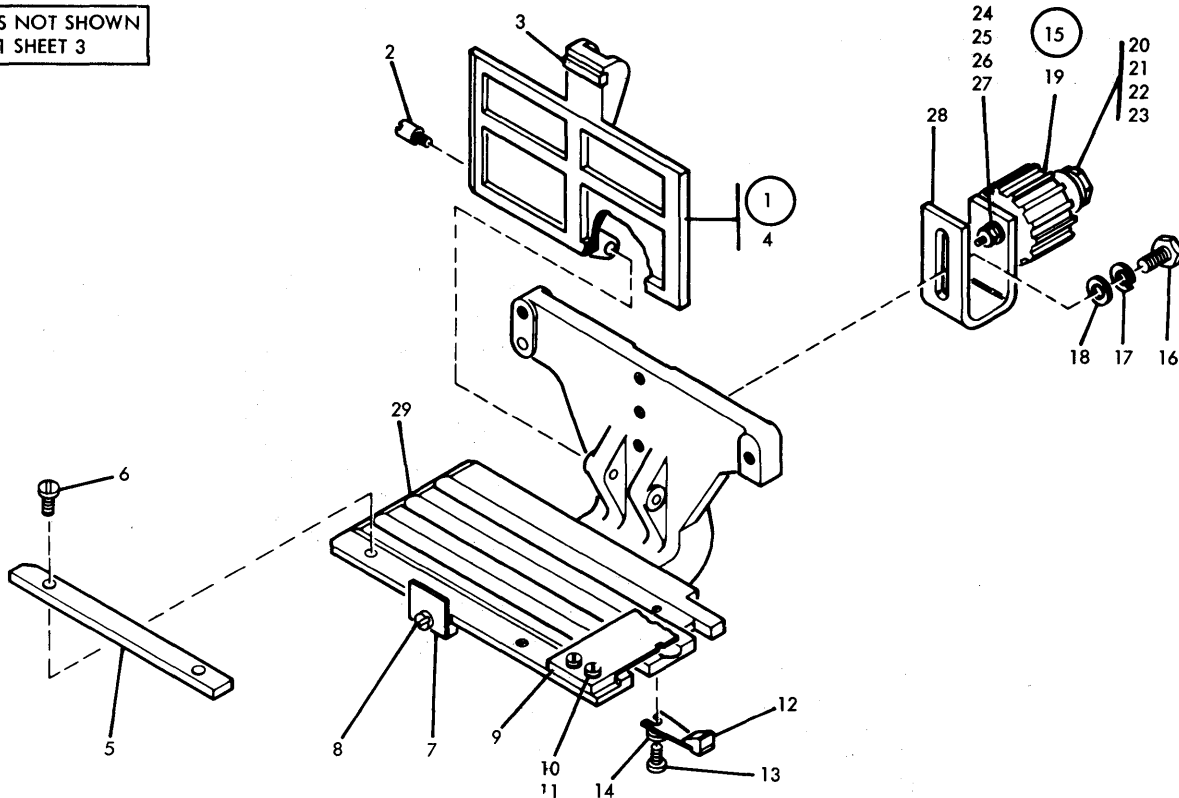


FIGURE 16. 1442-3 AND -4 PUNCH REPLACEMENT BED ASM. SEE LIST 16.

LIST AND INDEX NO.	PART NO.	DESCRIPTION	UNITS PER ASM.	USABLE ON CODE
		1 2 3 4		
		1442-3 AND -4 PUNCH REPLACEMENT BED ASM		
16 -	627599	BED ASSEMBLY-PUNCH REPLACE SEE FIG 1-242 FOR NEXT HIGHER ASM AND FIG 16 FOR ILLUSTRATION	REF	
- 1	630075	• COVER ASM-PCH REPLACE	1	
- 2	612625	• PIVOT, PRE-PUNCH COVER	2	
- 3	611812	• • MAGNET	1	
- 4	630076	• • COVER-PUNCH REPLACEMENT	1	
- 5	630077	• GD RAIL-PCH REPLACE	1	
- 6	34512	• SCREW,BIND.HD 8-32 X .375 LG	2	
- 7	612630	• PLATE	1	
- 8	186759	• SCREW,MACH-BIND HD 8-32 X 5/16 LG	1	
- 9	612753	• GUIDE-CARD CORNERING STATION	1	
- 10	322550	• SCREW,MACH-BIND HD 6-32 X 1/2 LG	2	
- 11	257986	• WASHER,FLAT NO. 6	2	
- 12	612750	• DEFLECTOR ASM	2	
- 13	48594	• SCREW,MACH-BIND HD 4-40 X 0.175 LG	2	
- 14	9895	• WASHER,METALIC	2	
- 15	630072	• IDLER ASM-PCH REPLACE	1	
- 16	234341	• SCREW,ASMD WASHER-FIL HD 1/4-20 X 5/8 LG	2	
- 17	6935	• WASHER,LOCK-SPLIT 1/4 X 0.493 OD	2	
- 18	3550	• WASHER,FL- 1/4 X 9/16 OD X 0.050 THK	2	
- 19	630073	• • PULLEY DRIVE-IDLER	1	
- 20	110129	• • BEARING-ANNULAR BALL	2	
- 21	72828	• • NUT,SELF LKG,HEX- 8-32 X 0.334 FL W	1	
- 22	22478	• • WASHER,FL- 0.170 ID 0.375 OD 0.032 THK	1	
- 23	602291	• • SPACER DRIVE-IDLER	1	
- 24	630071	• • STUD DRIVE-IDLER	1	
- 25	11598	• • NUT PLAIN HEX 10/32	1	
- 26	56079	• • WASHER,LOCK-EXT T .195 ID .410 OD	1	
- 27	45690	• • WASHER, FL - NO.10 X 7/16 OD X 1/32 THK	1	
- 28	630070	• • BRACKET-IDLER MTG	1	
- 29	630078	• • BED-PCH REPLACE	1	

FOR PARTS NOT SHOWN  
SEE FIG. 1 SHEET 3

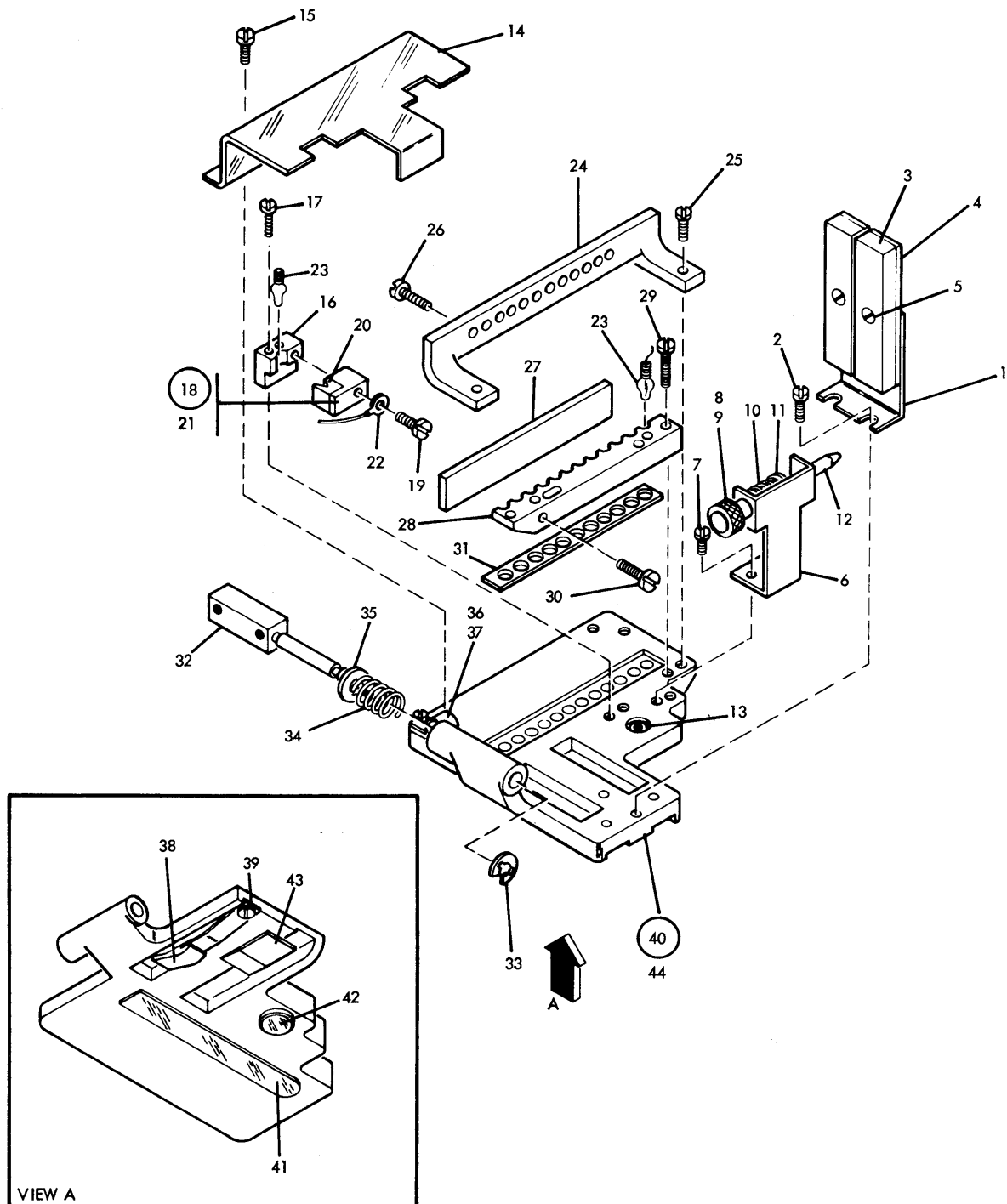


FIGURE 17. 1442-1 AND -2 READ STA LAMP-PHOTO CELL. SEELIST 17.

LIST AND INDEX NO.	PART NO.	DESCRIPTION	UNITS PER ASM.	USABLE ON CODE
		1 2 3 4		
		1442-1 AND -2 READ STA LAMP-PHOTO CELL		
17 -	612160	LAMP ASSEMBLY-READ STATION USED PRIOR TO SN 11931 SEE FIG. 1-365 FOR NEXT HIGHER ASM AND FIG. 17 FOR ILLUSTRATION	REF	
- 1	626799	. BRACKET-TERMINAL	1	
- 2	10170	. SCREW-MACH,BIND HD NO. 6-32 X .250 LG ATT PT	2	
- 3	302090	. CONNECTOR,RECP,ELEC- 24 FEMALE CONTACTS	2	
- 4	302131	. STRIP-TERMINAL BLOCK INSULATOR	2	
- 5	236550	. SCREW,MACH-BIND HD 4-40 X 0.375 LG ATT PT	2	
- 6	612176	. BRKT-LAMP HOUSE LATCH	1	
- 7	338238	. SCREW, MACH-BD HD 4-40 NC X .3125 LG ATT PT	2	
- 8	612178	. KNOB-LAMP HOUSE LATCH	1	
- 9	257957	. SETSCREW-SPLINE DR CUP PT 4-40 X 1/8 LG ATT PT	1	
- 10	117363	. SPRING-LATCH	1	
- 11	150804	. WASHER	1	
- 12	612177	. PIN-LAMP HOUSE LATCH	1	
- 13	612164	. SEAL, PUNCH CARD LEVER LAMP	1	
- 14	612166	. SHIELD-LAMP HOUSING	1	
- 15	257970	. SETSCREW-SPLINE DR FP 6-32 X 1/4 LG ATT PT	2	
- 16	612803	. TERMINAL-RD CK LAMP	1	
- 17	52523	. SCREW,MACH-FIL H 4-40 X 5/8 LG ATT PT	2	
- 18	612804	. BRACKET-CHK LAMP	1	
- 19	322550	. SCREW,MACH-BIND HD 6-32 X 1/2 LG ATT PT	1	
- 20	626546	. . CUSHION-RD EMIT	1	
- 21	612805	. . BRKT-READ CHECK LAMP	1	
- 22	602737	. JUMPER ASSEMBLY	1	
		SEE LIST 43 FOR COMPONENT PARTS		
- 23	626798	. LAMP ASSEMBLY	13	
- 24	612802	. BRKT-RD LAMP HOLDER	1	
- 25	38235	. SCREW MACH 6/32 X .310 LG ATT PT	2	
- 26	38352	. SCREW,MACH-FIL H 6-32 X 3/8 LG ATT PT	12	
- 27	612807	. BRKT-RD LAMP	1	
- 28	612801	. TERMINAL-RD LAMP COMM	1	
- 29	52523	. SCREW,MACH-FIL H 4-40 X 5/8 LG ATT PT	2	
- 30	10170	. SCREW-MACH,BIND HD NO. 6-32 X .250 LG ATT PT	1	
- 31	612165	. SEAL-READ STA LAMP	1	
- 32	612167	. HINGE-READ STATION	1	
- 33	25282	. RING-RETAINING, EXT 0.125 I. D. X 0.15 THK ATT PT	1	
- 34	627568	. SPRING-C BAL	1	
- 35	257985	. WASHER,FLAT-ND. 4 X 0.250 OD X 0.028 THK	2	
- 36	2102365	. CLAMP, CABLE	1	
- 37	81693	. SCREW,MACH-BIND HD 6-32 X 3/8 LG	1	
- 38	612172	. SPRING ASM	2	
- 39	48594	. SCREW,MACH-BIND HD 4-40 X 0.175 LG ATT PT	2	
- 40	612883	. BASE ASM-LAMP WINDOW MTG	1	
- 41	612880	. . WINDOW-READ LAMPS	1	
- 42	612881	. . WINDOW-PUN CD LEVER LAMP	1	
- 43	626794	. . PLATE-DRAW BUTTON	1	
- 44	612882	. . BASE-REAL LAMP	1	

FOR PARTS NOT SHOWN  
SEE FIG. 1 SHEET 4

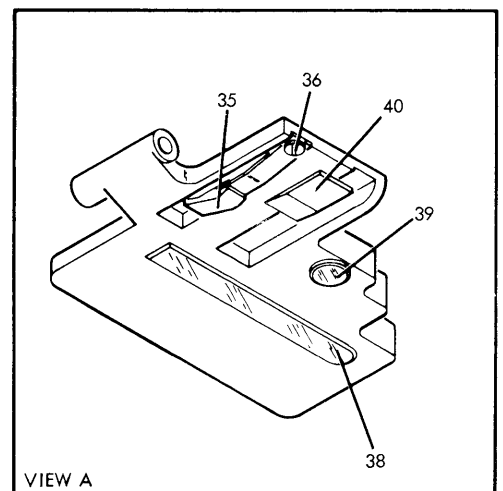
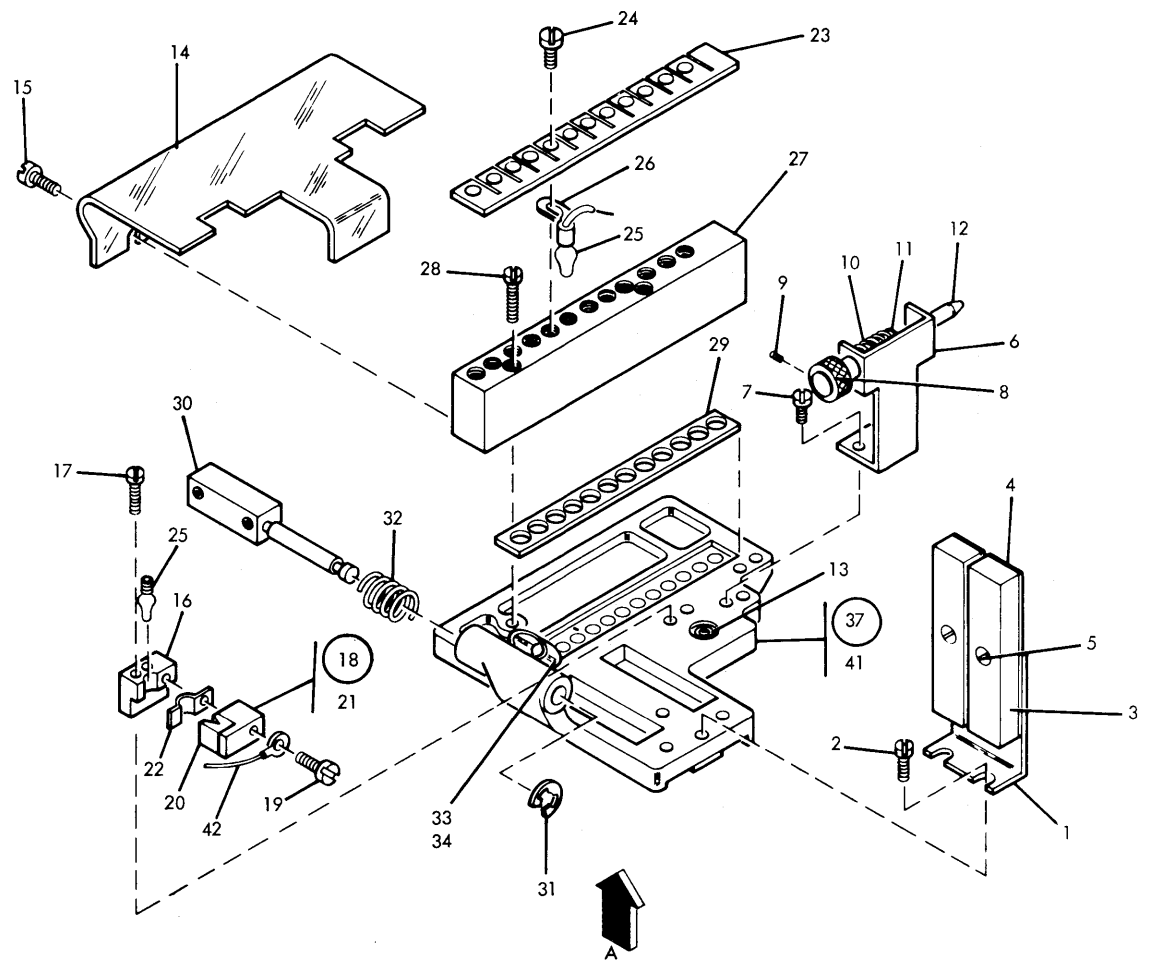


FIGURE 19. 1442-1 AND -2 READ STATION LAMP-PHOTO CELL. SEE LIST 18.

LIST AND INDEX NO.	PART NO.	DESCRIPTION 1 2 3 4	UNITS PER ASM.	USABLE ON CODE
		1442-1 AND -2 READ STATION LAMP-PHOTO CELL		
18 -	612160	LAMP ASSEMBLY-READ STATION USED AFTER SN 11931 SEE FIG. 1-365 FOR NEXT HIGHER ASM AND FIG. 18 FOR ILLUSTRATION	REF	
- 1	626799	. BRACKET-TERMINAL	1	
- 2	10170	. SCREW-MACH,BIND HD NO. 6-32 X .250 LG ATT PT	2	
- 3	302090	. CONNECTOR,RECP,ELEC- 24 FEMALE CONTACTS	2	
- 4	302131	. STRIP-TERMINAL BLOCK INSULATOR	2	
- 5	236550	. SCREW,MACH-BIND HD 4-40 X 0.375 LG ATT PT	2	
- 6	612176	. BRKT-LAMP HOUSE LATCH	1	
- 7	338238	. SCREW, MACH-BD HD 4-40 NC X .3125 LG ATT PT	2	
- 8	612178	. KNOB-LAMP HOUSE LATCH	1	
- 9	257957	. SETSCREW-SPLINE DR CUP PT 4-40 X 1/8 LG ATT PT	1	
- 10	117363	. SPRING-LATCH	1	
- 11	150804	. WASHER	1	
- 12	612177	. PIN-LAMP HOUSE LATCH	1	
- 13	612164	. SEAL, PUNCH CARD LEVER LAMP	1	
- 14	612166	. SHIELD-LAMP HOUSING	1	
- 15	251970	. SCREW-MACH BD. HD. 4-40 X 1/4 LG ATT PT	2	
- 16	627737	. TERM-BLOCK RD CHK LAMP	1	
- 17	52523	. SCREW,MACH-FIL H 4-40 X 5/8 LG ATT PT	2	
- 18	612804	. BRACKET-CHK LAMP	1	
- 19	322065	. SCREW,MACH-BIND HD 6-32 X 5/8 LG ATT PT	1	
- 20	626546	. . CUSHION-RD EMIT	1	
- 21	612805	. . BRKT-READ CHECK LAMP	1	
- 22	627736	. TERM-PLATE RD CHK LAMP	1	
- 23	627698	. BAR-CLIP HOLD DOWN	1	
- 24	38263	. SCREW,MACH-FIL H 4-40 X 5/16 LG ATT PT	12	
- 25	626798	. LAMP ASSEMBLY	13	
- 26	627695	. CLIP,RETAINING,LAMP HOLDER ATT PT	12	
- 27	627743	. BAR-LAMP HOLDER	1	
- 28	355369	. SCREW ATT PT	2	
- 29	627685	. SEAL-RD STA LAMP	1	
- 30	612167	. HINGE-READ STATION	1	
- 31	25282	. RING-RETAINING,EXT 0.125 ID X 0.015 THK	1	
- 32	627568	. SPRING-C BAL	1	
- 33	2102365	. CLAMP, CABLE	1	
- 34	81693	. SCREW,MACH-BIND HD 6-32 X 3/8 LG ATT PT	1	
- 35	612172	. SPRING ASM	2	
- 36	48594	. SCREW,MACH-BIND HD 4-40 X 0.175 LG ATT PT	2	
- 37	612883	. BASE ASM-LAMP WINDOW MTG	1	
- 38	626825	. . WINDOW-READ LAMP □	1	
- 39	612881	. . WINDOW-PUN CD LEVER LAMP □	1	
- 40	626794	. . PLATE-DRAW BUTTON □	1	
- 41	612882	. . BASE-REAL LAMP □	1	
- 42	627699	. JUMPER ASSEMBLY-COM	1	
		SEE LIST 43 FOR COMPONENT		



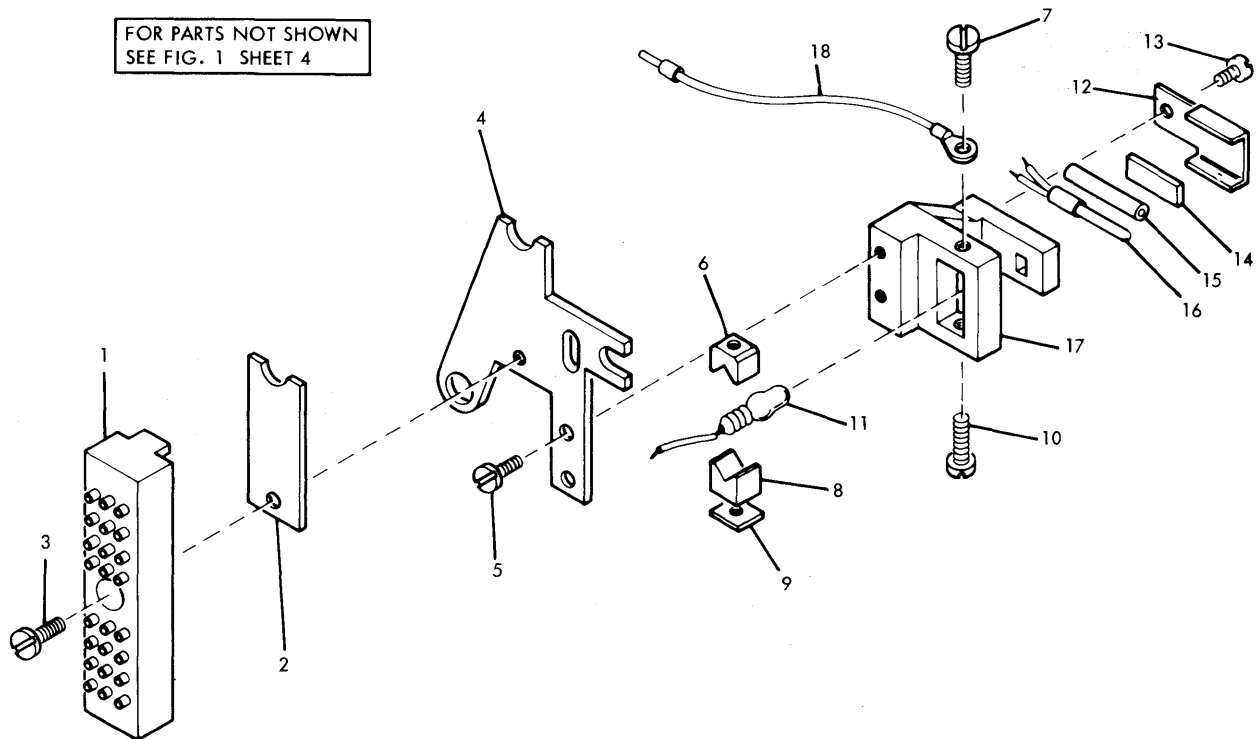


FIGURE 19. 1442-1 AND -2 READ BLOCK EMITTER-PHOTO CELL. SEE 19.

LIST AND INDEX NO.	PART NO.	DESCRIPTION	UNITS PER ASM.	USABLE ON CODE
		1 2 3 4		
		1442-1 AND -2 READ BLOCK EMITTER-PHOTO CELL		
19 -	612180	BLOCK ASSEMBLY-SOLAR CELL SEE FIG. 1-385 FOR NEXT HIGHER ASM AND FIG. 19 FOR ILLUSTRATION	REF	
- 1	302090	• CONNECTOR, RECP, ELEC- 24 FEMALE CONTACTS	1	
- 2	612837	• INSULATOR- TERMINAL BLOCK	1	
- 3	236550	• SCREW, MACH-BIND HD 4-40 X 0.375 LG	1	ATT PT
- 4	612831	• BRACKET-EMITTER READ BLOCK	1	
- 5	251970	• SCREW-MACH BD. HD. 4-40 X 1/4 LG	2	ATT PT
- 6	612832	• TERMINAL	1	
- 7	251970	• SCREW-MACH BD. HD. 4-40 X 1/4 LG	1	ATT PT
- 8	626546	• CUSHION-RD EMIT	1	
- 9	626543	• PLATE-EMIT BLK CLAMP	1	
- 10	1128698	• SCREW, MACH-HEX HD 4-40 X 3/16 LG	1	ATT PT
- 11	612182	• LAMP ASSEMBLY	1	
- 12	612834	• COVER-SOLAR CELL	1	
- 13	186399	• SCREW, MACH-BIND HD 2-56 X 3/16 LG	1	
- 14	612833	• PAD-SOLAR CELL RET	1	
- 15	627745	• FILLER-EMITTER HOUSING	1	
- 16	612836	• SOLAR CELL ASSEMBLY	1	
- 17	612835	• HOUSING-SOLAR CELL	1	
- 18	626728	• JUMPER ASSEMBLY	1	
		SEE LIST 43 FOR COMPONENT PARTS		

FOR PARTS NOT SHOWN  
SEE FIG. 1 SHEET 4

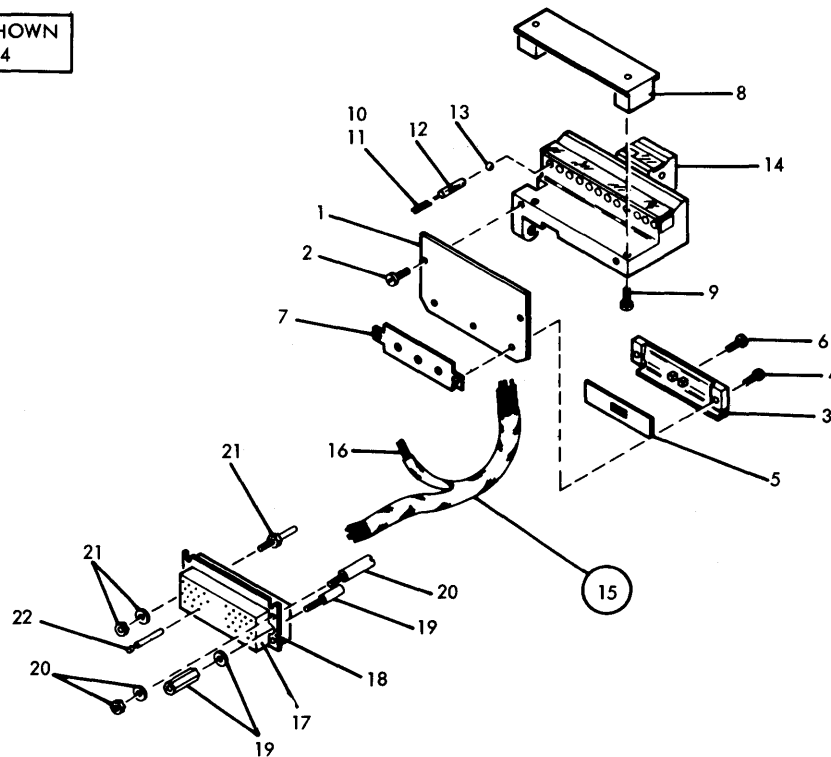


FIGURE 20. 1442-1 AND -2 READ STATION ASSEMBLY-PHOTO CELL. SEE LIST 20.

LIST AND INDEX NO.	PART NO.	DESCRIPTION	UNITS PER ASM.	USABLE ON CODE
		1 2 3 4		
		1442-1 AND -2 READ STATION ASSEMBLY-PHOTO CELL		
20 -	612186	HOUSING ASSEMBLY-READ CELL SEE FIG. 1-379 FOR NEXT HIGHER ASM AND FIG. 20 FOR ILLUSTRATION	REF	
- 1	612189	• CARD	1	
- 2	251970	• SCREW-MACH BD. HD. 4-40 X 1/4 LG	2	
- 3	626528	• SUPPORT-CABLE CONN CD	1	
- 4	251970	• SCREW-MACH BD. HD. 4-40 X 1/4 LG	2	
- 5	216210	• SPACER-CABLE CONNECTOR	1	
- 6	438549	• SCREW,MACH-BIND HD 4-40 X 7/16 LG	2	
- 7	216208	• CLAMP-CABLE CONNECTOR	1	
- 8	612872	• COVER	1	
- 9	438549	• SCREW,MACH-BIND HD 4-40 X 7/16 LG	2	
- 10	255728	• TUBING	1	
- 11	255729	• TUBING	1	
- 12	363188	• SEMICONDUCTOR PHOTO DEVICE,TYPE MI	13	
- 13	612861	• BALL-SOLAR CELL DUST SL	13	
- 14	612870	• BASE ASSEMBLY	1	
- 15	612827	• CABLE ASSEMBLY-RD RELAY	1	
- 16	187243	• • TERMINAL, QUICK DISCONNECT	3	
- 17	2122471	• • CONNECTOR,PLUG,ELECTRICAL-MALE,50 CONT	1	
- 18	612615	• • BRACKET-MOUNTING	1	
- 19	2123030	• • JACKSCREW	2	
- 20	2122735	• • SOCKET-GUIDE PIN	1	
- 21	2122734	• • PIN	1	
- 22	2122258	• • PIN-CONTACT,MALE 20/22 AWG	16	

FOR PARTS NOT SHOWN  
SEE FIG. 1 SHEET 1

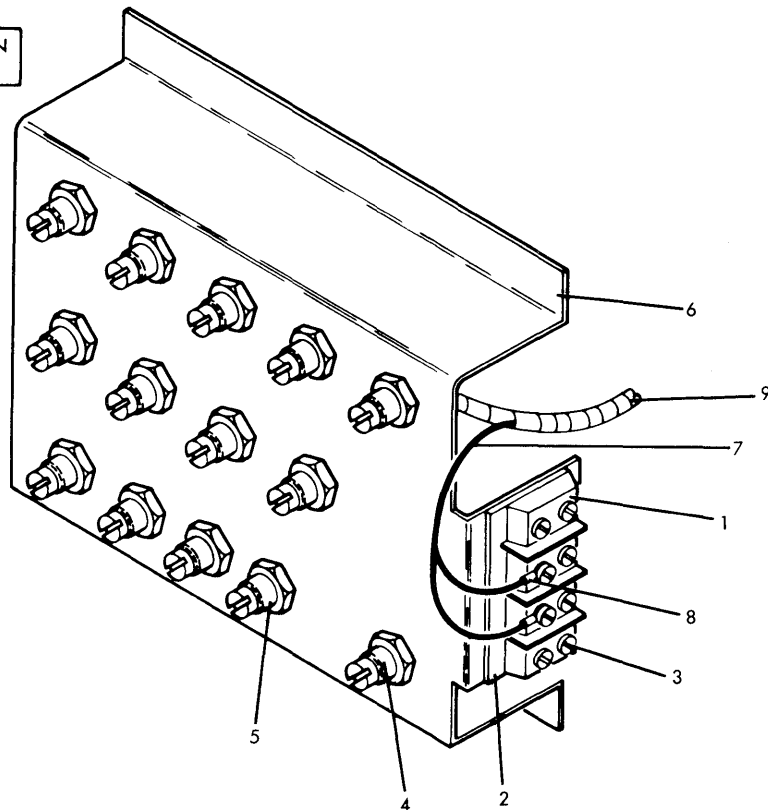


FIGURE 21. 1442-1 AND -2 LAMP ADJUSTMENT PANEL-PHOTO CELL. SEE LIST 21.

LIST AND INDEX NO.	PART NO.	DESCRIPTION	UNITS PER ASM.	USABLE ON CODE
		1 2 3 4		
		1442-1 AND -2 LAMP ADJUSTMENT PANEL-PHOTO CELL		
21 -	612610	PANEL ASSEMBLY-LAMP ADJUST SEE FIG. 1 -115 FOR NEXT HIGHER ASM AND FIG. 21 FOR ILLUSTRATION		
- 1	81766	• TERMINAL BOARD- 2 OBL SCREW TERMINALS	1	
- 2	612788	• STUD ASM	1	
- 3	91610	• SCREW, THD CTG-BIND HD 6-32 X 1/2 LG	4	
- 4	521684	• RESISTOR, VARIABLE-WW	AR	
- 5	611565	• POTENTIOMETER-5 OHM	AR	
- 6	612611	• PANEL ASSEMBLY	1	
- 7	113820	• TUBING	1	
- 8	360370	• TERMINAL-RING, 14-16 AWG, #10 HOLE, INS	1	
- 9	612614	• CABLE ASSEMBLY SEE LIST 43 FOR COMPONENT PARTS	1	

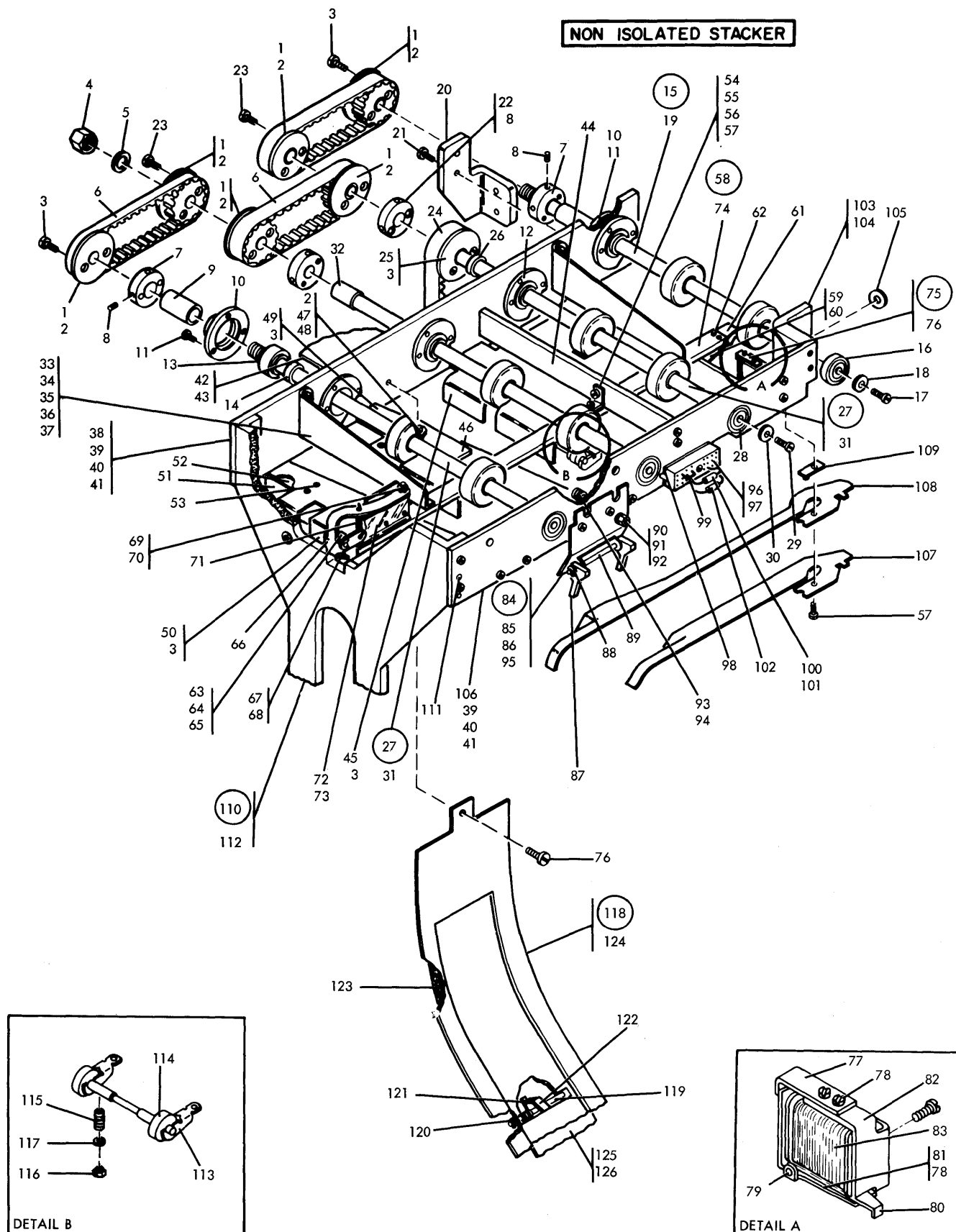


FIGURE 22. NON-ISOLATED STACKER ASSEMBLY. SHEET 1 OF 2. INDEX NOS. 1-126. SEE LIST 22.

## NON ISOLATED STACKER

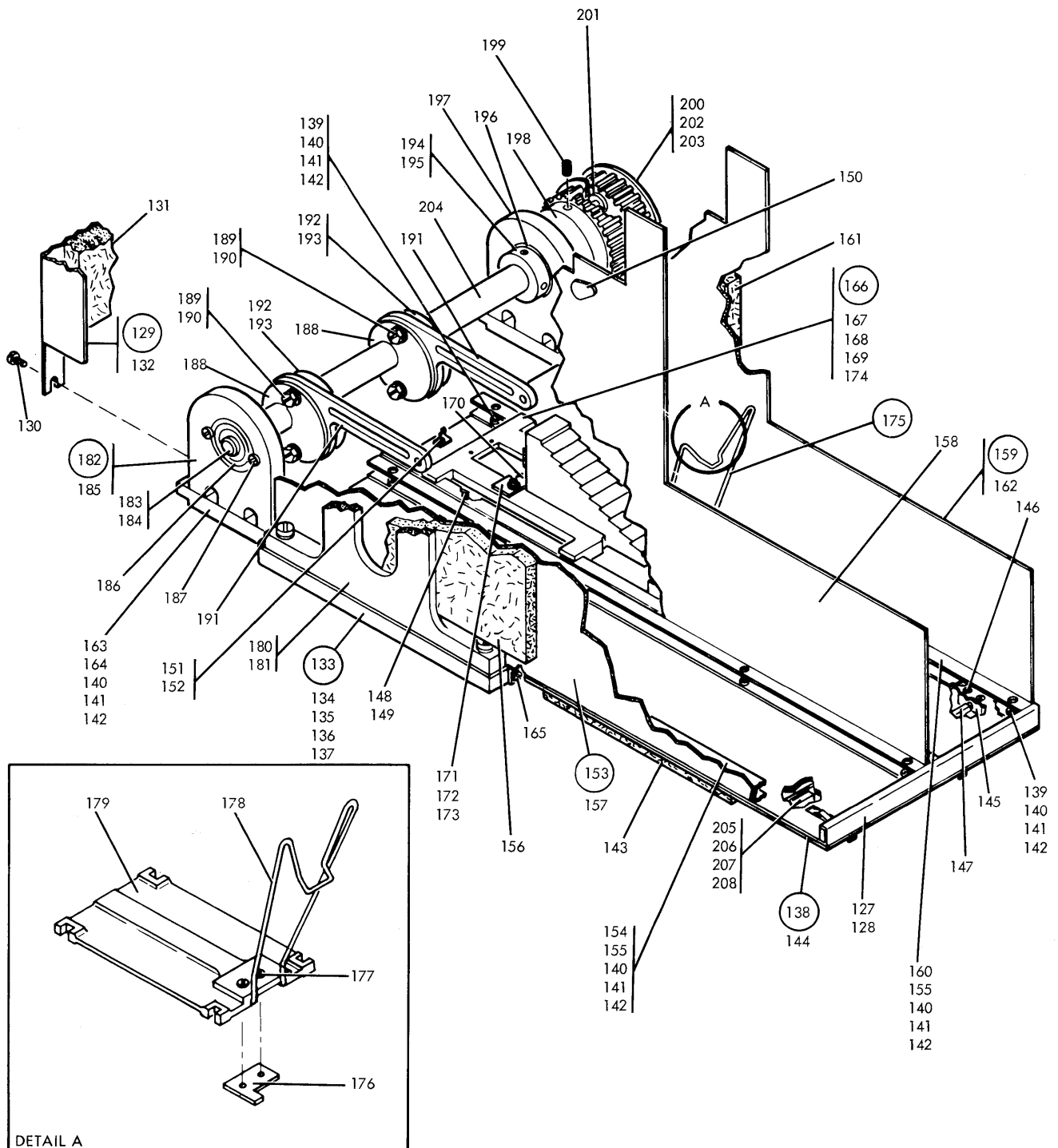


FIGURE 22. NON-ISOLATED STACKER ASSEMBLY. SHEET 2 OF 2. INDEX NOS. 126-208. SEE LIST 22.

LIST AND INDEX NO.	PART NO.	DESCRIPTION	UNITS PER ASM.	USABLE ON CODE
		1 2 3 4		
22 -		NON-ISOLATED STACKER ASSEMBLY		
		CODE A USED ON TWO CAM JOGGLER DRIVE SHAFT ASSEMBLY CODE B USED ON SINGLE CAM JOGGLER DRIVE SHAFT ASSEMBLY CODE C USED ON TWO POCKET STACKER TRANSPORT ASSEMBLY CODE D USED ON SINGLE POCKET STACKER TRANSPORT ASSEMBLY		
-	NO. NO.	NON-ISOLATED STACKER ASSEMBLY SEE 22 FOR ILLUSTRATION		
- 1	336176	. PULLEY	6	C
- 1	336176	. PULLEY	3	D
- 2	25627	. SCREW,MACH-BIND HD 8-32 X 1/2 LG	6	
- 3	38354	. SCREW,MACH-FIL H 6-32 X 1/2 LG	10	
- 4	3960	. NUT,PLAIN,HEX- 1/4-20 X 7/16 FL W	4	
- 5	76574	. WASHER,LOCK-EXT T .256 ID .478 OD	4	
- 6	148368	. BELT-TRANSPORT	3	
- 7	336254	. COLLAR	2	C
- 7	336254	. COLLAR	1	D
- 8	257973	. SETSCREW-SPLINE DR CUP PT 6-32 X 5/16 LG	8	
- 9	612569	. SPACER-STACKER TRANS. DRIVE	2	C
- 9	612569	. SPACER-STACKER TRANS. DRIVE	1	D
- 10	336345	. CLAMP-POCKET ROLL BEARING	4	C
- 10	336345	. CLAMP-POCKET ROLL BEARING	3	D
- 11	338238	. SCREW, MACH-BD HD 4-40, NC X .3125 LG	12	
- 12	336344	. PLATE-POCKET ROLL BEARING	4	C
- 12	336344	. PLATE-POCKET ROLL BEARING	3	D
- 13	156364	. BEARING,BALL,ANNULAR- 0.375 ID 0.875 OD	4	C
- 13	156364	. BEARING,BALL,ANNULAR- 0.375 ID 0.875 OD	3	D
- 14	336534	. SPACER	4	C
- 14	336534	. SPACER	3	D
- 15	612796	. ROLL ASM	1	
- 16	110129	. . BEARING-ANNULAR BALL	1	
- 17	38263	. . SCREW,MACH-FIL H 4-40 X 5/16 LG	1	
- 18	114201	. . WASHER,FL-NO. 4 X 3/8 OD X 1/16 THK	1	
- 19	612575	. . ROLL ASM	1	
- 20	612573	. BRACKET-SIDE RAIL REAR	1	
- 21	332620	. SCREW,MACH-BIND HD 10-32 X 1/2 LG	1	
- 22	612819	. COLLAR-STACKER TRANSPORT PULLEY	1	
- 23	38361	. SCREW,MACH-FIL H 6-32 X 1 LG	4	
- 24	612838	. TIMING BELT-250 XL 037	1	
- 25	612568	. PULLEY, TIMING BELT-23T	1	
- 26	612567	. SPACER-STACKER TRANS. DRIVE	1	
- 27	612797	. ROLL ASM	3	C
- 27	612797	. ROLL ASM	2	D
- 28	110129	. . BEARING-ANNULAR BALL	1	
- 29	38263	. . SCREW,MACH-FIL H 4-40 X 5/16 LG	1	
- 30	114201	. . WASHER,FL-NO. 4 X 3/8 OD X 1/16 THK	1	
- 31	612575	. . ROLL ASM	1	
- 32	612570	. SPACER-STACKER TRANS. DRIVE	1	
- 33	603879	. BRACKET	2	
- 34	58207	. SCREW,MACH-UNDRCT BIND HD 8-32 X 1/4 LG	4	
- 35	55901	. LOCKWASHER, EXTERNAL TOOTH	4	
- 36	38348	. SCREW,MACH-FIL H 6-32 X 3/16 LG	2	
- 37	6364	. WASHER,LOCK-SPLIT NO. 6 X 1/4 OD	2	
- 38	612564	. SIDE RAIL-REAR STACKER	1	
- 39	332620	. SCREW,MACH-BIND HD 10-32 X 1/2 LG	4	
- 40	149695	. SCREW,CAP,SOC HD- 10-32 X 1 LG	2	
- 41	5677	. SCREW,MACH-BIND HD 10-32 X 3/4 LG	2	
- 42	612098	. COVER-STACKER DRIVE REAR	1	
- 43	38235	. SCREW MACH 6/32 X .310 LG	6	
- 44	612574	. BAR,TIE	1	
- 45	612571	. GUIDE PLATE ASM	1	
- 46	626472	. CARD-STOP	1	
- 47	1090873	. WASHER-SPLIT LOCK-NO.8	1	
- 48	257189	. NUT - HEX-8-32UNC THD	1	
- 49	612772	. PLATE-DEFLECTION	1	
- 50	627710	. PLATE-DEFLECTION	1	
- 51	336808	. SUPPORT-CARD FLIPPER	1	
- 52	209139	. SPRING	1	
- 53	288	. SCREW,MACH-FL CSK HD 3-48 X 1/4 LG	4	
- 54	602468	. BRACKET	1	
- 55	170214	. SCREW,ASSEM WASH-FIL H 6-32 X 5/16 LG	1	
- 56	257986	. WASHER,FLAT NO. 6	1	

LIST AND INDEX NO.	PART NO.	DESCRIPTION	UNITS PER ASM.	USABLE ON CODE
		1 2 3 4		
		NON-ISOLATED STACKER ASSEMBLY -CONT		
22 - 57	55726	. SCREW,MACH-BIND HD 6-32 X .188 LG	ATT PT	2
- 58	612579	. JAM BAR ASSEMBLY		1
- 59	612582	. . TAPE-JAM BAR		1
- 60	48594	. . SCREW,MACH-BIND HD 4-40 X 0.175 LG	ATT PT	2
- 61	602464	. . JAM BAR-TIP		1
- 62	52570	. . SCREW,MACH-FL HD 2-56 X 1/4 LG	ATT PT	2
- 63	602465	. . BRACKET		1
- 64	170213	. . SCREW,ASSEM WASH-FIL H 6-32 X 1/4 LG	ATT PT	2
- 65	257986	. . WASHER,FLAT NO. 6	ATT PT	2
- 66	602459	. . LEVER,JAM BAR		1
- 67	147297	. . RING,RETAINING-EXT 0.094 ID X 0.020 THK	ATT PT	2
- 68	336132	. . SHAFT		1
- 69	257187	. . NUT-HEX,NO. 6-32		1
- 70	336131	. . STUD		1
- 71	27083	. . SPRING		1
- 72	65266	. . SWITCH,PUSH-TRANSFER DPDT 125V AC 3 AMP		1
- 73	438541	. . SCREW,MACH-BIND HD 2-56 X 7/16 LG	ATT PT	4
- 74	612580	. . JAM BAR CHANNEL ASM		1
- 75	612577	. . MAGNET ASM		1
- 76	58207	. . SCREW,MACH-UNDRCT BIND HD 8-32 X 1/4 LG	ATT PT	4
- 77	602401	. . ARMATURE STOP		1
- 78	48594	. . SCREW,MACH-BIND HD 4-40 X 0.175 LG	ATT PT	3
- 79	602415	. . PIN, ARMATURE PIVOT		1
- 80	602390	. . ARMATURE-SEL. MAGNET-L.H.		1
- 81	602393	. . SPRING-ARMATURE PIVOT		1
- 82	602340	. . YOKE ASM		1
- 83	612578	. . COIL ASSEMBLY		1
- 84	626525	. . POCKET LEDGE ASM STACKER		1
- 85	110775	. . SCREW,MACH-HEX HD 8-32 X 5/16 LG	ATT PT	2
- 86	22478	. . WASHER,FL- 0.170 ID 0.375 OD 0.032 THK	ATT PT	2
- 87	602489	. . LEVER		2
- 88	1073418	. . RING-RETAINING	ATT PT	2
- 89	602488	. . SHAFT		1
- 90	216065	. . STUD		1
- 91	257187	. . NUT-HEX,NO. 6-32	ATT PT	1
- 92	56722	. . WASHER,LOCK-EXT T .141 ID	ATT PT	1
- 93	216067	. . SPRING		1
- 94	264641	. . RING,RETAINING-EXT 0.114 ID X 0.025 THK	ATT PT	1
- 95	612754	. . LEDGE ASM		1
- 96	302090	. . CONNECTOR,RECP,ELEC- 24 FEMALE CONTACTS		1
- 97	438549	. . SCREW,MACH-BIND HD 4-40 X 7/16 LG	ATT PT	1
- 98	302131	. . STRIP-TERMINAL BLOCK INSULATOR		1
- 99	205331	. . JUMPER-RELAY GATES UNIT 1/8 BRASS		1
-100	2100873	. . RESISTOR ASM		1
-101	615039	. . RESISTOR TB5-C-F		1
-102	634388	. . DIODE ASM		1
-103	612565	. . RAIL MTG BRACKET ASM		1
-104	119	. . SCREW,MACH-FL CSK HD 8-32 X 1/2 LG	ATT PT	2
-105	611994	. . SHIM-STRIKER MTG		4
-106	612563	. . SIDE RAIL-FRONT STACKER		1
-107	363251	. . CHUTE BLADE 2		1
-108	363252	. . CHUTE BLADE 3		1
-109	612888	. . BLOCK,MTG,CHUTE BLADE		1
-110	612561	. . SUPPORT ASM		1
-111	104699	. . PIN, DOWEL		1
-112	612562	. . SUPPORT-STACKER RAILS		1
-113	363333	. . BRACKET,MTG		4
-113	363333	. . BRACKET,MTG		2
-114	363466	. . ROLL-TRANSPORT LOWER		2
-114	363466	. . ROLL-TRANSPORT LOWER		1
-115	363410	. . SPRING,HELICAL,COMP-6.3 TURNS 0.535 LG		4
-115	363410	. . SPRING,HELICAL,COMP-6.3 TURNS 0.535 LG		2
-116	344015	. . NUT,SELF LKG,HEX- 6-32 X 5/16 FL W	ATT PT	4
-117	45677	. . WASHER,FL- 5/32 X 7/16 OD X 0.040 THK	ATT PT	4
-118	626527	. . RADIAL STKR GUIDE ASM		2
-118	626527	. . RADIAL STKR GUIDE ASM		1
-119	209063	. . SHAFT		1
-120	1073418	. . RING-RETAINING	ATT PT	2
-121	627651	. . SPRING-TORSION CARD ALIGNER LEVER		1
-122	209220	. . LEVER, CARD ALIGNMENT		1
-123	627553	. . FELT-STACKER RADIAL PLATE		1
-124	363143	. . GUIDE-RADIAL		1
-125	626696	. . STOP-STACKER CARD		2
-126	433548	. . SCREW	ATT PT	2
-127	626727	. . TRIM-STACKER POCKET		1
-128	265195	. . SCREW,MACH-HEX HD 6-32 X 7/32 LG	ATT PT	2
-129	627550	. . COVER ASM		1

LIST AND INDEX NO.	PART NO.	DESCRIPTION	UNITS PER ASM.	USABLE ON CODE
1	2	3	4	
		NON-ISOLATED STACKER ASSEMBLY -CONT		
-130	38235	. SCREW MACH 6/32 X .310 LG	ATT PT	2
-131	627551	. . FELT-STACKER BOTTOM		1
-132	612019	. . COVER-STACKER DRIVE FRONT		1
-133	612799	. POCKET ASSEMBLY		1
-134	149908	. SCREW,CAP,SOC HD- 1/4-20 X 1 LG	ATT PT	2
-135	38433	. SCREW,MACH-FH 4-40 X 1/4 LG	ATT PT	6
-136	338169	. WASHER,LOCK-EXT TEETH NO. 4 X .260 OD	ATT PT	6
-137	37913	. NUT, HEX 4-40 NC	ATT PT	6
-138	627744	. . STACKER PLATE ASM		1
-139	5644	. . SCREW,MACH-FIL H 6-32 X 5/8 LG	ATT PT	3
-140	22478	. . WASHER,FL- 0.170 ID 0.375 OD 0.032 THK	ATT PT	10
-141	56722	. . WASHER,LOCK-EXT T .141 ID	ATT PT	10
-142	257187	. . NUT-HEX,NO. 6-32	ATT PT	10
-143	627551	. . . FELT-STACKER BOTTOM		1
-144	612553	. . . PLATE-STACKER POCKET BOTTOM		1
-145	602364	. . PIVOT-POCKET STOP SHAFT		1
-146	38452	. . SCREW,MACH-FL CSK HD 8-32 X 5/16 LG	ATT PT	2
-147	612558	. . SHAFT ASM		1
-148	603798	. . BUMPER-CARD DECK		2
-149	602809	. . STUD-STOP		2
-150	363172	. . BUMPER		1
-151	612820	. . BRACKET-SPRING ANCHOR		1
-152	81693	. . SCREW,MACH-BIND HD 6-32 X 3/8 LG	ATT PT	1
-153	612554	. . LH POCKET PLATE ASM		1
-154	612768	. . . CHANNEL-RADIAL STACKER	ATT PT □	1
-155	316807	. . . SCREW,MACH-FH,NO. 6-32 X .375 LG	ATT PT	5
-156	627554	. . . FELT-STACKER SIDE PLATE	□	1
-157	627718	. . . PLATE-STACKER POCKET	□	1
-158	612556	. . POCKET PLATE ASM		1
-159	612557	. . RH POCKET PLATE ASM		1
-160	612767	. . . CHANNEL-RADIAL STACKER RIGHT SIDE	□	1
-161	627552	. . . FELT-STACKER SIDE PLATE	□	1
-162	627718	. . . PLATE-STACKER POCKET	□	1
-163	612552	. . PLATE-STACKER BASE		1
-164	38447	. . SCREW,MACH-FH 6-32 X 5/8 LG	ATT PT	2
-165	130434	. . SCREW-MACH,SLOTTED HEX HD NO.10-32 X.375	ATT PT	2
-166	612590	. CD PUSHER ASM		2
-166	612590	. CD PUSHER ASM		1
-167	363138	. STUD-PUSHER BRACKET	ATT PT	1
-168	150209	. WASHER,STAR- 0.115, 0.270 M	ATT PT	1
-169	257186	. NUT,PLAIN,HEX- 4-40 X 5/16 FL W	ATT PT	1
-170	612822	. . BRACKET-JOGGLER		1
-171	612821	. . BRACKET-JOGGLER		1
-172	81693	. . SCREW,MACH-BIND HD 6-32 X 3/8 LG	ATT PT	2
-173	56722	. . WASHER,LOCK-EXT T .141 ID	ATT PT	2
-174	612787	. . SLIDE-CARD PUSHER		1
-175	363508	. STACKER SLIDE ASM		2
-175	363508	. STACKER SLIDE ASM		1
-176	363507	. . PLATE-CLAMP AND CAM ACTUATOR		1
-177	38235	. . SCREW MACH 6/32 X .310 LG	ATT PT	2
-178	804822	. . SUPPORT		1
-179	363023	. . SLIDE-CARD DECK SUPPORT		1
-180	612561	. SUPPORT ASM		1
-181	110286	. SCREW-MACHINE	ATT PT	2
-182	612769	. TWO CAM JOGGLER DRIVE SHAFT ASSEMBLY		1
-182	627733	. SINGLE CAM JOGGLER DRIVE SHAFT ASSEMBLY		1
-183	170388	. SCREW & LWSR, HEX HD 1/4-20 X .875 LG	ATT PT	4
-184	140777	. SPACER- 0.257 ID X 3/4 OD X 0.094 THK	ATT PT	4
-185	626549	. . BRACKET-BEARING MTG		1
-186	156231	. . BEARING,BALL,ANNULAR- 0.500 ID 1.125 OD		1
-187	10170	. . SCREW-MACH,BIND HD NO. 6-32 X .250 LG	ATT PT	2
-188	363135	. . RETAINER-ECCENTRIC STAKER PUSHER DRIVE		2
-188	363135	. . RETAINER-ECCENTRIC STAKER PUSHER DRIVE		1
-189	35665	. . SCREW,MACH-HEX HD 6-32 X 0.42 LG	ATT PT	4
-190	62031	. . WASHER,LOCK-INT TEETH NO. 6 X 0.295 OD	ATT PT	2
-191	612823	. . ARM-STACKER JOGGLER ECC.		2
-191	612823	. . ARM-STACKER JOGGLER ECC.		1
-192	363134	. . ECCENTRIC-STACKER PUSHER DRIVE		2
-192	363134	. . ECCENTRIC-STACKER PUSHER DRIVE		1
-193	1073462	. . SETSCREW-SPLINE DR FLAT PT 6-32 X 3/16	ATT PT	4
-194	10134	. . COLLAR-WORM SHAFT		1



LIST AND INDEX NO.	PART NO.	DESCRIPTION 1 2 3 4	UNITS PER ASM.	USABLE ON CODE
NON-ISOLATED STACKER ASSEMBLY -CONT				
22 -195	121521	. . SETSCREW-SPLINE DR FP 8-32 X 3/16 LG ATT PT	4	
-196	191148	. . BEARING,BALL,ANNULAR- 0.625 ID 1.375 OD	1	
-197	612824	. . BRACKET-BRG MOUNTING	1	
-198	612825	. . COLLAR-PULLEY MTG	1	
-199	83417	. . SETSCREW-SPLINE DR FP 8-32 X 3/8 LG ATT PT	2	
-200	612586	. . PULLEY, TIMING BELT	2	
-201	53370	. . SPACER- 0.193 ID X 5/16 OD X 1/16 THK	2	
-202	170366	. . SCREW,ASSEMBLED WASHER- 8-32 X 1.500 LG ATT PT	2	
-203	22478	. . WASHER,FL- 0.170 ID 0.375 OD 0.032 THK ATT PT	2	
-204	612584	. . SHAFT-STACKER JOGGLER	1	
-205	228093	. SWITCH-SPDT 125/250V AC 10 AMP	1	
-206	438551	. SCREW,MACH-BIND HD 4-40 X 5/8 LG ATT PT	2	
-207	612099	. NUT-STKR FULL SWITCH MTG ATT PT	1	
-208	627764	. INSULATOR-STACKER INTERLOCK	1	

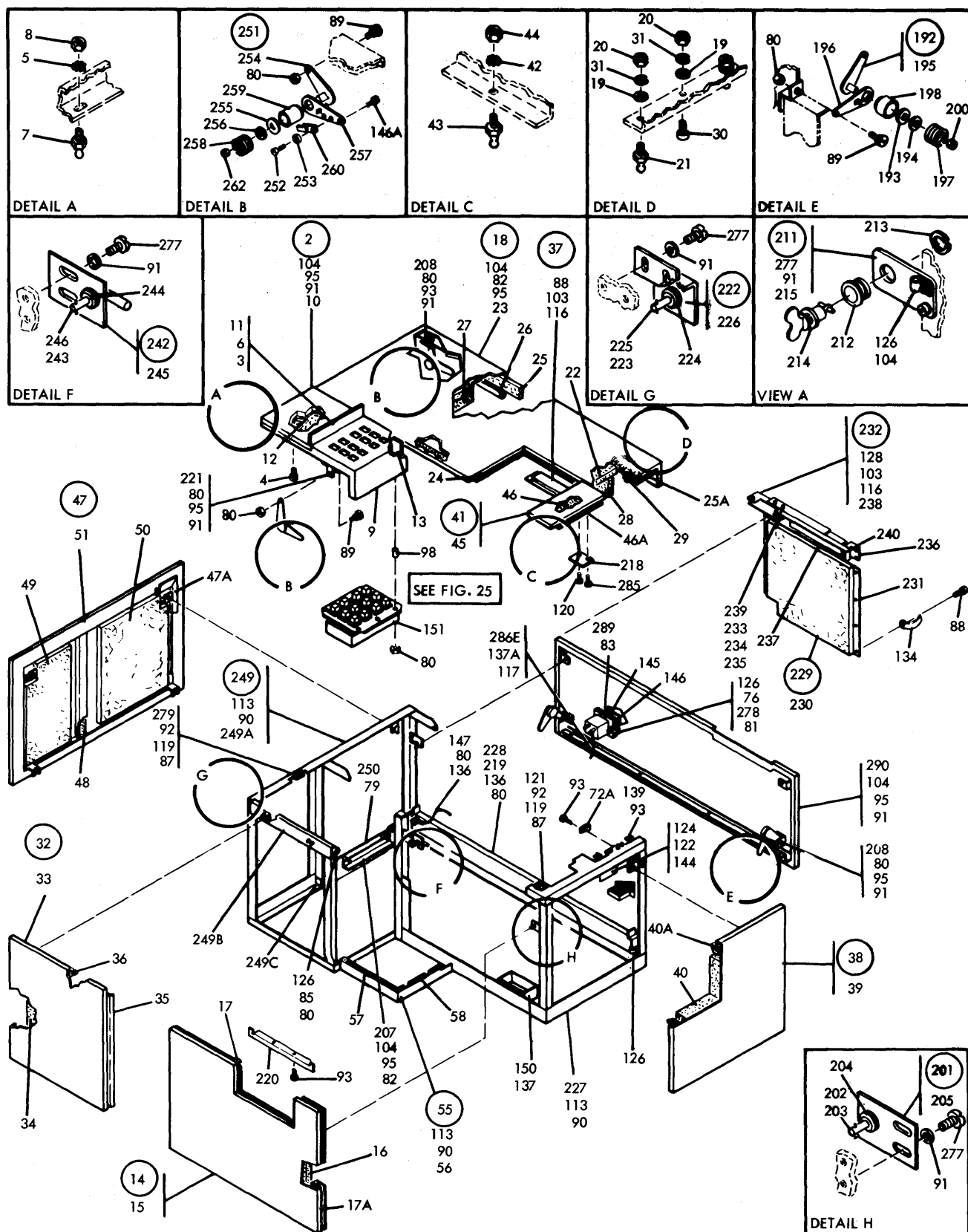


FIGURE 23. 1442-1,-2 AND -4 LOWER STRUCTURE ASM W/COVERS. SHEET 1 OF 2. SEE LIST 23.

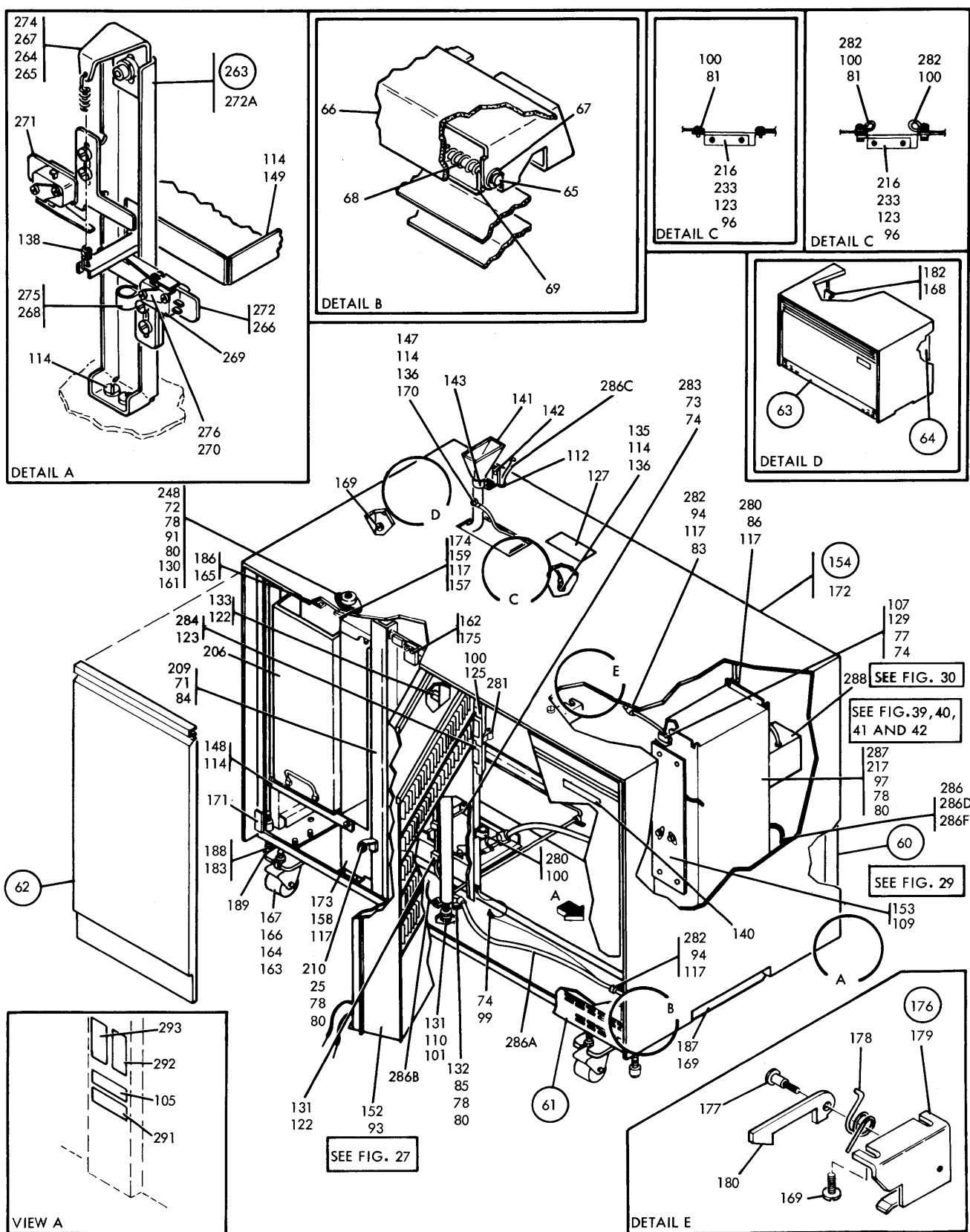


FIGURE 23. 1442-1,-2 AND -4 LOWER STRUCTURE ASM W/COVERS. SHEET 2 OF 2. SEE LIST 23.

LIST AND INDEX NO.	PART NO.	DESCRIPTION	UNITS PER ASM.	USABLE ON CODE
		1 2 3 4		
		1442-1,-2 AND -4 LOWER STRUCTURE ASM W/COVERS		
23 -		CODE A USED ON 1442-1 AND -2 LOWER STRUCTURE CODE B USED ON 1442-4 LOWER STRUCTURE CODE C VOLTAGE GROUP-60 CY CODE D VOLTAGE GROUP-50 CY CODE 1 USED PRIOR TO C6 SUFFIX CODE 2 USED AFTER C6 SUFFIX CODE 3 USED PRIOR TO S6 SUFFIX CODE 4 USED AFTER S6 SUFFIX		
-	NO. NO.	1442-1,-2 AND -4 STRUCTURE ASM W/COVERS SEE FIGURE 23 FOR ILLUSTRATION	NP	
- 1	626501	UPPER COVER GROUP	NP	
- 2	626710	. SWITCH COVER ASSEMBLY	SHEET 1	1
- 3	9092	. . WASHER-LOCK,SPLIT RING, .194 ID .3370D	SHEET 1	2
- 4	28413	. . SCREW,MACH-BIND HD 10-32 X 5/16 LG	SHEET 1	2
- 5	56722	. . WASHER,LOCK-EXT T .141 ID	SHEET 1	2
- 6	104763	. . SCREW,CAP,SOC HD- 10-32 X 1/2 LG	SHEET 1	2
- 7	220839	. . STUD	SHEET 1	2
- 8	257187	. . NUT-HEX,NO. 6-32	SHEET 1	2
- 9	626724	. . COVER-SWITCH	SHEET 1	1
- 10	626736	. . BASE-JOGGLE PLATE	SHEET 1	1
- 11	626739	. . BAR-JOGGLE PLATE	SHEET 1	1
- 12	627555	. . FELT-SWITCH COVER	SHEET 1	1
- 13	627646	. . SEAL	SHEET 1	1
- 14	626720	. COVER ASM	SHEET 1	1
- 15	626706	. . COVER	SHEET 1	1
- 16	626767	. . PAD, COVER	SHEET 1	1
- 17	627509	. . SEAL	SHEET 1	1
- 17A	627516	. . SEAL-EXTRUSION	SHEET 1	1
- 18	626722	. COVER ASSEMBLY	SHEET 1	1
- 19	22478	. . WASHER,FL- 0.170 ID 0.375 OD 0.032 THK	SHEET 1	2
- 20	257189	. . NUT - HEX-8-32UNC THD	SHEET 1	2
- 21	609551	. . STUD, COVER LOCK	SHEET 1	2
- 22	626542	. . FELT	SHEET 1	1
- 23	626708	. . COVER	SHEET 1	1
- 24	626768	. . FELT	SHEET 1	1
- 25	627514	. . FELT	SHEET 1	1
- 25A	627516	. . SEAL-EXTRUSION	SHEET 1	1
- 26	627518	. . FILLER, COVER	SHEET 1	1
- 27	627629	. . FELT	SHEET 1	1
- 28	627630	. . FELT	SHEET 1	1
- 29	627634	. . FELT	SHEET 1	1
- 30	1072433	. . SCREW,CAP,SOC HD- 8-32 X 1/4 LG	SHEET 1	1
- 31	1090873	. . WASHER-SPLIT LOCK-NO.8	SHEET 1	2
- 32	626723	. COVER ASM	SHEET 1	1
- 33	626709	. . COVER	SHEET 1	1
- 34	626769	. . PAD, COVER	SHEET 1	1
- 35	627631	. . EXTRUSION-LOWER	SHEET 1	1
- 36	627632	. . EXTRUSION-VERTICAL	SHEET 1	1
- 37	626726	. COVER	SHEET 1	1
- 38	626776	. COVER ASM	SHEET 1	1
- 39	626704	. . COVER	SHEET 1	1
- 40	626765	. . PAD, INSULATING	SHEET 1	1
- 40A	627516	. . SEAL-EXTRUSION	SHEET 1	1
- 41	627513	. COVER ASM	SHEET 1	1
- 42	56722	. . WASHER,LOCK-EXT T .141 ID	SHEET 1	2
- 43	220839	. . STUD	SHEET 1	2
- 44	257187	. . NUT-HEX,NO. 6-32	SHEET 1	2

LIST AND INDEX NO.	PART NO.	DESCRIPTION	UNITS PER ASM.	USABLE ON CODE
		1 2 3 4		
		1442-1,-2 AND -4 LOWER STRUCTURE ASM W/COVERS -CONT		
23 - 45	626774	. . COVER	□ SHEET 1	1
- 46	627515	. . FELT	SHEET 1	1
- 46A	627516	. . SEAL-EXTRUSION	SHEET 1	1
- 47	627523	. COVER ASM	SHEET 1	1
- 47A	627516	. . SEAL-EXTRUSION	SHEET 1	1
- 48	627518	. . FILLER, COVER	SHEET 1	2
- 49	627521	. . FELT	SHEET 1	1
- 50	627522	. . FELT	SHEET 1	1
- 51	627524	. . COVER	□ SHEET 1	1
- 55	627638	. TRIM ASM	SHEET 1	1
- 56	627528	. . STACKER, TRIM	SHEET 1	1
- 57	627636	. . SEAL-FRONT TRIM	SHEET 1	1
- 58	627637	. . SEAL-SIDE TRIM	SHEET 1	1
- 59	626502	COVER KIT-LOWER,BLUE	□	NP
- 59	626503	COVER KIT-LOWER,FLAME RED	□	NP
- 59	626504	COVER KIT-LOWER,YELLOW	□	NP
- 59	626505	COVER KIT-LOWER,CHARCOAL	□	NP
- 59	630023	LOWER COVER GROUP-CHARCOAL AND CHARCOAL	□	NP
- 59	630024	LOWER COVER GROUP-CHARCOAL AND BLUE	□	NP
- 59	630025	LOWER COVER GROUP-CHARCOAL AND RED	□	NP
- 59	630026	LOWER COVER GROUP-CHARCOAL AND YELLOW	□	NP
- 60	626717	. COVER ASM-MODULE,43 IN	SHEET 2	1
- 61	626718	. COVER ASM-MODULE,30 IN	SHEET 2	1
- 62	626719	. COVER ASM-MODULE,13 IN	SHEET 2	1
- 63	630066	. FRONT COVER ASM	SHEET 2	1
- 64	630068	. REAR COVER ASM	SHEET 2	1
- 65	602488	. . SHAFT	SHEET 2	2
- 66	626712	. . COVER-MODULE 43 INCH USED ON ASM 626717	SHEET 2	1
- 66	626713	. . COVER,30 IN MODULE USED ON ASM 626718	SHEET 2	1
- 66	626714	. . COVER-MODULE,13 IN USED ON ASM 626719	SHEET 2	1
- 66	630067	. . COVER USED ON ASM 630066	SHEET 2	1
- 66	630069	. . COVER USED ON ASM 630068	SHEET 2	1
- 67	1073418	. . RING-RETAINING	SHEET 2	4
- 68	2145158	. . SPRING, COVER LATCH	SHEET 2	2
- 69	2145159	. . HANDLE, COVER LATCH	SHEET 2	2
- 70	626500	1442-1 AND -2 FINAL ASSEMBLY	□	NP
- 70	634000	1442-4 FINAL ASSEMBLY	□	NP
- 71	99	. SCREW,MACH-FL CSK HD 10-32 X 3/8 LG	SHEET 2	2
- 72	266	. SCREW,MACH-FIL H 10-32 X 1 LG	SHEET 2	2
- 72A	2581	. CLAMP, CABLE	SHEET 1	2
- 73	3550	. WASHER,FL- 1/4 X 9/16 OD X 0.050 THK	SHEET 2	2
- 74	3960	. NUT,PLAIN,HEX- 1/4-20 X 7/16 FL W	SHEET 2	4
- 76	5528	. SCREW, MACH BIND HD 8-32 X .625 LG	SHEET 1	1
- 77	6935	. WASHER,LOCK-SPLIT 1/4 X 0.493 OD	SHEET 2	2
- 78	9092	. WASHER-LOCK,SPLIT RING, .194 ID .3370D	SHEET 2	8
- 79	10170	. SCREW-MACH,BIND HD NO. 6-32 X .250 LG	SHEET 1	5
- 80	11598	. NUT PLAIN HEX 10/32	SHEET 1	32
- 81	22478	. WASHER,FL- 0.170 ID 0.375 OD 0.032 THK	SHEET 1	2
- 82	23141	. WASHER,FL-NO. 10 X 9/16 OD X 1/16 THK	SHEET 1	5
- 83	25627	. SCREW,MACH-BIND HD 8-32 X 1/2 LG	SHEET 1	4
- 84	28413	. SCREW,MACH-BIND HD 10-32 X 5/16 LG	SHEET 2	3
- 85	32617	. SCREW, MACH BD HD 10-32 NF X .4375 LG	SHEET 1	3
- 86	34512	. SCREW,BIND.HD 8-32 X .375 LG	SHEET 2	5
- 87	37913	. NUT, HEX 4-40 NC	SHEET 1	8

LIST AND INDEX NO.	PART NO.	DESCRIPTION	UNITS PER ASM.	USABLE ON CODE
		1 2 3 4		
		1442-1,-2 AND -4 LOWER STRUCTURE ASM W/COVERS -CONT		
23 - 88	38235	• SCREW MACH 6/32 X .310 LG	SHEET 1	12
- 89	45114	• SCREW,SHLD 10-32 X .375 LG	SHEET 1	9
- 90	45649	• WASHER,FL 0.2185 ID X 3/8 OD	SHEET 1	9
- 91	45690	• WASHER, FL - NO.10 X 7/16 OD X 1/32 THK	SHEET 1	37
- 92	52522	• SCREW,MACH-FH 4-40 X 5/16 LG	SHEET 1	8
- 93	55726	• SCREW,MACH-BIND HD 6-32 X .188 LG	SHEET 1	8
- 94	55901	• LOCKWASHER, EXTERNAL TOOTH	SHEET 2	3
- 95	56079	• WASHER,LOCK-EXT T .195 ID .410 OD	SHEET 1	21
- 96	56722	• WASHER,LOCK-EXT T .141 ID	SHEET 2	4
- 97	58207	• SCREW,MACH-UNDRCT BIND HD 8-32 X 1/4 LG	SHEET 2	3
- 98	65629	• SPACER 0.196 ID X 5/16 OD X 0.250 THK	SHEET 1	4
- 99	76574	• WASHER,LOCK-EXT T .256 ID .478 OD	SHEET 2	1
-100	81693	• SCREW,MACH-BIND HD 6-32 X 3/8 LG	SHEET 2	3
-101	90287	• WASHER,LOCK-SPLIT 0.680 ID X 1.082 OD	SHEET 2	1
-103	125145	• WASHER,FL-NO. 6 X 1/2 OD X 0.031 THK	SHEET 1	3
-104	130434	• SCREW-MACH,SLOTTED HEX HD NO.10-32 X.375	SHEET 1	10
-105	138755	• DECAL,INST-LINE V PRESENT W/MACH PWR OFF	SHEET 2	1
-107	183720	• CLAMP,LOOP- 0.312 ID 0.281 DIA MTG HOLE	SHEET 2	1
-109	186759	• SCREW,MACH-BIND HD 8-32 X 5/16 LG	SHEET 2	4
-110	223473	• NUT,PLAIN,HEX- 5/8-11 X 15/16.FL W	SHEET 2	1
-112	227379	• GROMMET,RUB-FOR 5/8 HOLE X 1/8 PNL	SHEET 2	1
-113	234329	• SCREW-BRACKET MOUNTING	SHEET 1	9
-114	236849	• SCREW,BINDING HEAD MACHINE	SHEET 2	8
-116	257187	• NUT-HEX,NO. 6-32	SHEET 1	3
-117	257189	• NUT - HEX-8-32UNC THD	SHEET 1	12
-119	257984	• WASHER,LOCK-SPRING MEDIUM	SHEET 1	8
-120	289504	• SCREW, HEX-DIAL RELAY-ARMATURE	SHEET 1	1
-121	313453	• LATCH-CARD FEED COVER	SHEET 1	2
-122	316807	• SCREW,MACH-FH,NO. 6-32 X .375 LG	SHEET 1	5
-123	322065	• SCREW,MACH-BIND HD 6-32 X 5/8 LG	SHEET 2	6
-124	322550	• SCREW,MACH-BIND HD 6-32 X 1/2 LG	SHEET 1	1
-125	322551	• SCREW,MACH-BIND HD 6-32X3/4 LG	SHEET 2	1
-126	357433	• CLAMP,LOOP- 0.187 ID 0.203 DIA MTG HOLE	SHEET 1	4
-127	369207	• PLATE,INST-HAZARDOUS AREA	SHEET 2	1
-128	438573	• SCREW,MACH-FH 6-32 X 7/16 LG	SHEET 1	1
-129	438613	• SCREW,MACH-FIL H 1/4-20 X 1/2 LG	SHEET 2	1
-130	442172	• SPACER	SHEET 2	2
-131	458436	• SCREW, SLOTTED HD CAP,HEX 5/8-11 X 2 1/2	SHEET 2	1
-132	515661	• CLAMP,LOOP- 3/8 ID 0.204 DIA MTG HOLE	SHEET 2	3
-133	523951	• CLAMP-ADJUSTABLE CABLE	SHEET 2	3
-134	532393	• CLAMP-ADJUSTABLE CABLE	SHEET 1	2
-135	552597	• JUMPER ASM-GROUND	SHEET 2	1
		SEE LIST 43 FOR COMPONENT PARTS		
-136	600560	• WASHER-LOCK	SHEET 1	7
-137	601093	• SCREW,MACH-BIND HD 8-32 X 3/8 LG	SHEET 1	2
-137A	609180	• JUMPER ASM-GRN 21 IN. 16 AWG 1 LUG EAEND	SHEET 1	1
-138	609450	• SPRING,EXTENSION	SHEET 2	1
-139	609549	• CATCH, HINGE COVER	SHEET 1	2
-140	611750	• NAMEPLATE	SHEET 2	1
-140	630060	• NAMEPLATE	SHEET 2	1
-141	612048	• CHUTE, CHIP	SHEET 2	1
-142	612852	• BRACKET-CHIP CHUTE	SHEET 2	1
-143	612853	• CLAMP-CHIP CHUTE	SHEET 2	2
-144	612999	• CLIP	SHEET 1	1
-145	615473	• SPACER-METER	SHEET 1	1
-146	615474	• BEZEL-METER	SHEET 1	1
-146A	621316	• SCREW-MTG 10-32 X .56 LG	SHEET 1	1
-147	626098	• JUMPER ASSEMBLY	SHEET 1	1
		SEE LIST 43 FOR COMPONENT PARTS		

LIST AND INDEX NO.	PART NO.	DESCRIPTION	UNITS PER ASM.	USABLE ON CODE
		1 2 3 4		
		1442-1,-2 AND -4 LOWER STRUCTURE ASM W/COVERS -CONT		
23 -148	626517	. BRACKET-CHIP BOX BASE	SHEET 2	1 A
-149	626519	. BASE-CHIP BOX	SHEET 2	1 A
-150	626531	. TOOL BOX	SHEET 1	1
-151	626554	. SWITCH ASSEMBLY-UNITIZED	SHEET 1	1 A
-151	634002	. 1442-4 OPERATE SWITCH ASSEMBLY SEE FIG. 25 FOR DETAIL BREAKDOWN	SHEET 1	1 B
-152	626566	. GATE ASSEMBLY	SHEET 2	1 A
-152	634005	. GATE ASSEMBLY SEE FIG. 27 FOR DETAIL BREAKDOWN	SHEET 2	1 B
-153	626567	. PANEL ASSEMBLY-FUSE SEE FIG. 29 FOR DETAIL BREAKDOWN	SHEET 2	1
-154	626716	. STRUCTURE ASSEMBLY-LOWER	SHEET 2	1 A
-154	634014	. STRUCTURE ASSEMBLY-LOWER	SHEET 2	1 B
-157	11598	. . NUT PLAIN HEX 10/32 USED ON ASM 626716	SHEET 2	2
-158	28413	. . SCREW,MACH-BIND HD 10-32 X 5/16 LG USED ON ASM 626717	SHEET 2	2
-159	32617	. . SCREW, MACH BD HD 10-32 NF X .4375 LG USED ON ASM 626716	SHEET 2	4
-161	45690	. . WASHER, FL - NO.10 X 7/16 OD X 1/32 THK USED ON ASM 626716	SHEET 2	4
-162	58207	. . SCREW,MACH-UNDRCT BIND HD 8-32 X 1/4 LG	SHEET 2	2
-163	130985	. . WASHER,FL- 0.531 ID 1-1/16 OD 0.095 THK	SHEET 2	4
-164	130987	. . WASHER,LOCK-SPLIT 0.509 ID X 0.879 OD	SHEET 2	4
-165	170215	. . SCREW,ASMD WASHER-FIL H 6-32 X 3/8 LG	SHEET 2	10
-166	186950	. . NUT,PLAIN,HEX- 1/2-13 X 3/4 FL W	SHEET 2	4
-167	209567	. . CASTER, RUBBER AND STEEL	SHEET 2	4
-168	234328	. . SCREW,ASMD WASHER-FIL H 10-32 X 5/16 LG USED ON ASM 634014	SHEET 2	2
-169	257616	. . SCREW,ASMD WASHER- 10-32 X 0.437 LG	SHEET 2	9
-170	600560	. . WASHER-LOCK USED ON ASM 626716	SHEET 2	6
-171	626476	. . SEAL-CHIP BOX DOOR USED ON ASM 626716	SHEET 2	1
-172	626715	. . STRUCTURE-LOWER	SHEET 2	1
-173	626746	. . SHIELD USED ON ASM 626716	SHEET 2	1
-174	626751	. . CLIP-SAFETY SHIELD USED ON ASM 626716	SHEET 2	1
-175	627548	. . STOP, GATE	SHEET 2	1
-176	627570	. . STRIKER ASM	SHEET 2	1
-177	466432	. . . SCREW, MTG NO.10-32	SHEET 2	1
-178	627531	. . . SPRING	SHEET 2	1
-179	627571	. . . STRIKER	SHEET 2	1
-180	627572	. . . CHANNEL-HINGE SUPPORT	SHEET 2	1
-182	634018	. . BRACKET-CASTOR MTG USED ON ASM 634014	SHEET 2	1
-183	740707	. . NUT JAM	SHEET 2	4
-186	2145160	. . STRIKER, MODULE COVER LATCH USED ON ASM 626716	SHEET 2	5
-186	2145160	. . STRIKER, MODULE COVER LATCH USED ON ASM 634014	SHEET 2	4
-187	2145162	. . SUPPORT-CABLE	SHEET 2	2
-188	2162665	. . SCREW-LEVELER USED ON ASM 634014 ONLY	SHEET 2	4 2
-188	611995	. . BOLT-LEVELER USED ON ASM 626716 ONLY	SHEET 2	4 3

LIST AND INDEX NO.	PART NO.	DESCRIPTION	UNITS PER ASM.	USABLE ON CODE
		1 2 3 4		
		1442-1,-2 AND -4 LOWER STRUCTURE ASM W/COVERS -CONT		
23 -189	2162666	. . CUP USED ON ASM 634014 ONLY	SHEET 2	4 2
-189	611996	. . PAD-LEVELER USED ON ASM 626716 ONLY	SHEET 2	4 3
-192	626725	. ARM ASM-STAY BRACE	SHEET 1	2
-193	443881	. . PLATE-WASHER	SHEET 1	1
-194	443967	. . WASHER	SHEET 1	2
-195	626754	. . ARM-KEYED	SHEET 1	1
-196	626755	. . ARM-SPRING RETAINING	SHEET 1	1
-197	627688	. . SPRING	SHEET 1	1
-198	627711	. . COLLAR	SHEET 1	1
-200	645171	. . NUT-STAY BRACE,.375-16	SHEET 1	1
-201	626737	. MOUNTING BRACKET ASM	SHEET 1	1
-202	124309	. . STUD,SLOTTED HD 1/4 TURN	SHEET 1	1
-203	312573	. . EYELET,TURNLOCK FASTENER- 0.354 ID	SHEET 1	1
-204	312575	. . RING,RETAINING- 0.4375 ID X 0.040 THK	SHEET 1	1
-205	626758	. . BRACKET-CAMLOC COVER	SHEET 1	1
-206	626738	. BOX-CHIP	SHEET 2	1 A
-207	626741	. BRACKET-SWITCH MOUNTING	SHEET 1	1
-208	626742	. BRACKET-STAY BRACE	SHEET 1	4
-209	626752	. CHANNEL-HINGE SUPPORT	SHEET 2	1
-210	626753	. HINGE-DOOR	SHEET 2	1
-211	626757	. CAMLOCK BRACKET ASM	SHEET 1	5
-212	312573	. . EYELET,TURNLOCK FASTENER- 0.354 ID	SHEET 1	1
-213	312575	. . RING,RETAINING- 0.4375 ID X 0.040 THK	SHEET 1	1
-214	317409	. . STUD, STEEL	SHEET 1	1
-215	626758	. . BRACKET-CAMLOC COVER	SHEET 1	1
-216	626773	. BRACKET-CABLE CLAMP	SHEET 2	1
-217	626775	. SHIELD-POWER SUPPLY	SHEET 2	1
-218	626780	. SEAL-RUBBER HOPPER REAR	SHEET 1	1
-219	626785	. SCREW-MACH BD HD 10-32 X .4375 LG	SHEET 1	1
-220	627511	. BRACKET-SEAL	SHEET 1	1
-221	627517	. BRACKET	SHEET 1	1
-222	627520	. MOUNTING BRACKET ASM	SHEET 1	2
-223	312573	. . EYELET,TURNLOCK FASTENER- 0.354 ID	SHEET 1	1
-224	312575	. . RING,RETAINING- 0.4375 ID X 0.040 THK	SHEET 1	1
-225	317409	. . STUD, STEEL	SHEET 1	1
-226	627536	. . BRACKET	SHEET 1	1
-227	627526	. FRAME	SHEET 1	1
-228	627527	. BRACKET	SHEET 1	1
-229	627540	. BAFFLE ASM	SHEET 1	1
-230	627542	. . PAD	SHEET 1	1
-231	627545	. . PLATE-STACKER BAFFLE	SHEET 1	1
-232	627556	. BAFFLE ASM	SHEET 1	1
-233	38443	. . SCREW,MACH-FL CSK HD 6-32 X 5/16 LG	SHEET 1	3
-234	56722	. . WASHER,LOCK-EXT T .141 ID	SHEET 1	3
-235	257187	. . NUT-HEX,NO. 6-32	SHEET 1	3
-236	627577	. . PLATE	SHEET 1	1
-237	627558	. . PAD	SHEET 1	1
-238	627626	. . SEAL-BAFFLE	SHEET 1	1
-239	627627	. . RETAINER-BAFFLE	SHEET 1	1
-240	627628	. . SEAL STRIP-BAFFLE	SHEET 1	1
-242	627587	. BRACKET ASSEMBLY	SHEET 1	2
-243	312573	. . EYELET,TURNLOCK FASTENER- 0.354 ID	SHEET 1	1
-244	312575	. . RING,RETAINING- 0.4375 ID X 0.040 THK	SHEET 1	1
-245	626758	. . BRACKET-CAMLOC COVER	SHEET 1	1
-246	627588	. . STUD, CAMLOCK	SHEET 1	1
-248	627640	. SHOCK MOUNT-PLATE FORM	SHEET 2	1



LIST AND INDEX NO.	PART NO.	DESCRIPTION				UNITS PER ASM.	USABLE ON CODE
		1	2	3	4		
		1442-1,-2 AND -4 LOWER STRUCTURE ASM W/COVERS -CONT					
23 -249	627641	•	FRAME ASM		SHEET 1	1	
-249A	627525	• •	FRAME		SHEET 1	1	
-249B	627633	• •	SEAL-FRAME		SHEET 1	1	
-249C	627635	• •	SEAL-CORNER FRAME		SHEET 1	1	
-250	627645	•	STACKER PLATE ASM		SHEET 1	1	
-251	627687	•	STAYBRACE ASSEMBLY		SHEET 1	3	A
-251	627687	•	STAYBRACE ASSEMBLY		SHEET 1	2	B
-252	10170	• •	SCREW-MACH,BIND HD NO. 6-32 X .250 LG		SHEET 1	2	
-253	257986	• •	WASHER,FLAT NO. 6		SHEET 1	2	
-254	443880	• •	ARM STAY		SHEET 1	1	
-255	443881	• •	PLATE-WASHER		SHEET 1	1	
-256	443967	• •	WASHER		SHEET 1	2	
-257	626422	• •	ARM STAY		SHEET 1	1	
-258	627688	• •	SPRING		SHEET 1	1	
-259	627711	• •	COLLAR		SHEET 1	1	
-260	628937	• •	RETAINER		SHEET 1	1	
-262	645171	• •	NUT-STAY BRACE,.375-16		SHEET 1	1	
-263	639188	•	SWITCH PLATE SUPPORT ASSEMBLY		SHEET 2	1	A
-264	9092	• •	WASHER-LOCK,SPLIT RING, .194 ID .3370D		SHEET 2	1	
-265	45690	• •	WASHER, FL - NO.10 X 7/16 OD X 1/32 THK		SHEET 2	1	
-266	58207	• •	SCREW,MACH-UNDRCT BIND HD 8-32 X 1/4 LG		SHEET 2	3	
-267	75449	• •	SCREW,CAP,SOC HD- 10-32 X 3/8 LG		SHEET 2	1	
-268	186759	• •	SCREW,MACH-BIND HD 8-32 X 5/16 LG		SHEET 2	1	
-269	228093	• •	SWITCH-SPDT 125/250V AC 10 AMP		SHEET 2	2	
-270	438551	• •	SCREW,MACH-BIND HD 4-40 X 5/8 LG		SHEET 2	4	
-271	608002	• •	INSULATOR		SHEET 2	2	
-272	626516	• •	PLATE,MTG,SWITCH		SHEET 2	2	
-272A	626518	• •	PLATE		SHEET 2	1	
-274	640120	• •	BRACKET-SPRING		SHEET 2	1	
-275	2102365	• •	CLAMP, CABLE		SHEET 2	1	
-276	5311283	• •	ACTUATOR		SHEET 2	1	
-277	725413	•	SCREW,ASMD WASHER-HEX HD 10-32 X0.312 LG		SHEET 1	19	
-278	1090873	•	WASHER-SPLIT LOCK-NO.8		SHEET 1	1	
-279	1119783	•	RECEPTACLE		SHEET 1	2	
-280	2102364	•	CLAMP,LOOP- 0.220 ID 0.170 DIA MTG HOLE		SHEET 2	1	
-281	2102365	•	CLAMP, CABLE		SHEET 2	1	
-282	2102366	•	CLAMP,LOOP- 0.470 ID 0.170 DIA MTG HOLE		SHEET 2	7	
-283	2102526	•	BOLT		SHEET 2	2	
-284	2145129	•	CLAMP-CABLE		SHEET 2	3	
-285	5312043	•	SCREW,MACH-BH 6-32 X 1/4 LG		SHEET 1	1	
-286	612846	•	CABLE ASM		SHEET 2	1	
-286A	626591	•	CABLE ASM		SHEET 2	1	
-286B	626592	•	CABLE ASM		SHEET 2	1	
-286C	626593	•	CABLE ASM-DRIVE MOTOR		SHEET 2	1	
-286D	626595	•	CABLE ASM - USED ON 1442-1 AND -2		SHEET 2	1	A
-286E	627608	•	CLOCK METER CABLE ASM - 41V		SHEET 2	1	
-286F	634017	•	CABLE ASM - USED ON 1442-4		SHEET 2	1	
		SEE LIST 43 FOR COMPONENT PARTS:					
-287	630148		4.25VAC AT 4.75A POWER SUPPLY ASM-60 CY		SHEET 2	1	5C
-287	630149		4.25VAC AT 4.75A POWER SUPPLY ASM-50 CY		SHEET 2	1	5D
		USED ON 1442-4 ONLY-FIBER OPTICS					
		SEE FIG. 39 FOR DETAIL BREAKDOWN					
-287	634011		3VDC AT 5A POWER SUPPLY ASSEMBLY-50 CY		SHEET 2	1	4C
-287	634012		3VDC AT 5A POWER SUPPLY ASSEMBLY-60 CY		SHEET 2	1	4D
		USED ON 1442-4 ONLY-PHOTO CELLS					
		SEE FIG. 40 FOR DETAIL BREAKDOWN					
-287	626580		3VDC AT 5A POWER SUPPLY ASSEMBLY-60 CY		SHEET 2	1	C
-287	626581		3VDC AT 5A POWER SUPPLY ASSEMBLY-50 CY		SHEET 2	1	D
		USED ON 1442-2 AND -2 ONLY-PHOTO CELLS					
		SEE FIG. 41 FOR DETAIL BREAKDOWN					

LIST AND INDEX NO.	PART NO.	DESCRIPTION	UNITS PER ASM.	USABLE ON CODE
		1 2 3 4		
		1442-1,-2 AND -4 LOWER STRUCTURE ASM W/COVERS -CONT		
23 -287	630145	4.25V AT 4.75A POWER SUPPLY ASM-60 CY	SHEET 2	1 C
-287	630146	4.25V AT 4.75A POWER SUPPLY ASM-50 CY USED ON 1442-1 AND -2 ONLY-FIBER OPTICS SEE FIG. 42 FOR DETAIL BREAKDOWN	SHEET 2	1 D
-288	740540	METER POWER PAC ASSEMBLY-60 CY	SHEET 2	1 C
-288	740609	METER POWER PAC ASSEMBLY-50 CY SEE FIG. 32 FOR DETAIL BREAKDOWN	SHEET	1 D
-289	740503	CLOCK-60 CYCLE	SHEET 1	1 C
-289	740608	CLOCK-50 CYCLE	SHEET 1	1 D
-290	626365	COVER - REAR, 60 CY	SHEET 1	1
-290	626778	COVER - REAR, 50 CY	SHEET 1	1
-291	845762	DECAL-VOLTAGE	SHEET 2	1
		PART OF SHIPPING GROUP		
-292	836978	LABLE-VOLTAGE 50 CYCLE	SHEET 2	1
		PART OF SHIPPING GROUP		
-293	122639	PLATE, IDENTIFICATION-SALE SERIAL NUMBER	SHEET 2	1
-293	124631	PLATE, IDENTIFICATION-LEASE W/SALE OPTION PART OF SHIPPING GROUP	SHEET 2	1

77

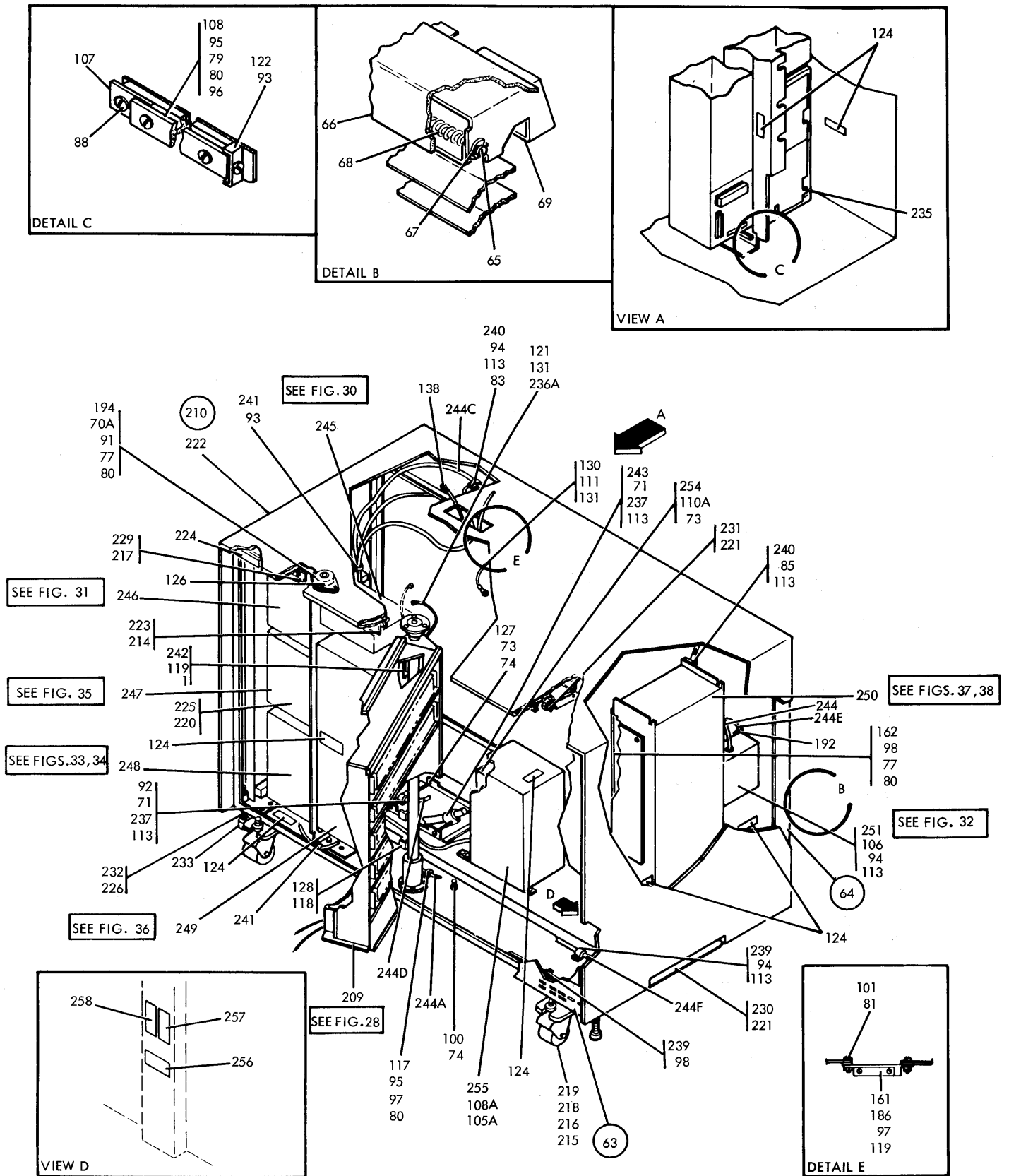


FIGURE 24. 1442-3 LOWER STRUCTURE ASSEMBLY W/COVERS. SHEET 2 OF 2. SEE LIST 24.

LIST AND INDEX NO.	PART NO.	DESCRIPTION	UNITS PER ASM.	USABLE ON CODE
		1 2 3 4		
		1442-3 LOWER STRUCTURE ASSEMBLY W/COVERS		
24 -		CODE A USED ON VOLTAGE GROUP-60 CY CODE B USED ON VOLTAGE GROUP-50 CY		
-	NO. NO.	1442-3 LOWER STRUCTURE ASSEMBLY W/COVERS SEE FIG. 24 FOR ILLUSTRATION	NP	
- 1	626501	UPPER COVER GROUP	NP	
- 2	626710	. SWITCH COVER ASSEMBLY	SHEET 1	1
- 3	9092	. . WASHER-LOCK, SPLIT RING, .194 ID .3370D	SHEET 1	2
- 4	28413	. . SCREW, MACH-BIND HD 10-32 X 5/16 LG	SHEET 1	2
- 5	56722	. . WASHER, LOCK-EXT T .141 ID	SHEET 1	2
- 6	104763	. . SCREW, CAP, SOC HD- 10-32 X 1/2 LG	SHEET 1	2
- 7	220839	. . STUD	SHEET 1	2
- 8	257187	. . NUT-HEX, NO. 6-32	SHEET 1	2
- 9	626724	. . COVER-SWITCH	SHEET 1	1
- 10	626736	. . BASE-JOGGLE PLATE	SHEET 1	1
- 11	626739	. . BAR-JOGGLE PLATE	SHEET 1	1
- 12	627555	. . FELT-SWITCH COVER	SHEET 1	1
- 13	627646	. . SEAL	SHEET 1	1
- 14	626720	. COVER ASM	SHEET 1	1
- 15	626706	. . COVER	SHEET 1	1
- 16	626767	. . PAD, COVER	SHEET 1	1
- 17	627509	. . SEAL	SHEET 1	1
- 17A	627516	. . SEAL-EXTRUSION	SHEET 1	1
- 18	626722	. COVER ASSEMBLY	SHEET 1	1
- 19	22478	. . WASHER, FL- 0.170 ID 0.375 OD 0.032 THK	SHEET 1	2
- 20	257189	. . NUT - HEX-8-32UNC THD	SHEET 1	2
- 21	609551	. . STUD, COVER LOCK	SHEET 1	2
- 22	626542	. . FELT	SHEET 1	1
- 23	626708	. . COVER	SHEET 1	1
- 24	626768	. . FELT	SHEET 1	1
- 25	627514	. . FELT	SHEET 1	1
- 25A	627516	. . SEAL-EXTRUSION	SHEET 1	1
- 26	627518	. . FILLER, COVER	SHEET 1	1
- 27	627629	. . FELT	SHEET 1	1
- 28	627630	. . FELT	SHEET 1	1
- 29	627634	. . FELT	SHEET 1	1
- 30	1072433	. . SCREW, CAP, SOC HD- 8-32 X 1/4 LG	SHEET 1	1
- 31	1090873	. . WASHER-SPLIT LOCK-NO.8	SHEET 1	2
- 32	626723	. COVER ASM	SHEET 1	1
- 33	626709	. . COVER	SHEET 1	1
- 34	626769	. . PAD, COVER	SHEET 1	1
- 35	627631	. . EXTRUSION-LOWER	SHEET 1	1
- 36	627632	. . EXTRUSION-VERTICAL	SHEET 1	1
- 37	626726	. COVER	SHEET 1	1
- 38	626776	. COVER ASM	SHEET 1	1
- 39	626704	. . COVER	SHEET 1	1
- 40	626765	. . PAD, INSULATING	SHEET 1	1
- 40A	627516	. . SEAL-EXTRUSION	SHEET 1	1
- 41	627513	. COVER ASM	SHEET 1	1
- 42	56722	. . WASHER, LOCK-EXT T .141 ID	SHEET 1	2
- 43	220839	. . STUD	SHEET 1	2
- 44	257187	. . NUT-HEX, NO. 6-32	SHEET 1	2
- 45	626774	. . COVER	SHEET 1	1
- 46	627515	. . FELT	SHEET 1	1
- 46A	627516	. . SEAL-EXTRUSION	SHEET 1	1
- 47	627523	. COVER ASM	SHEET 1	1
- 47A	627516	. . SEAL-EXTRUSION	SHEET 1	1
- 48	627518	. . FILLER, COVER	SHEET 1	2
- 49	627521	. . FELT	SHEET 1	1
- 50	627522	. . FELT	SHEET 1	1
- 51	627524	. . COVER	SHEET 1	1
- 55	627638	. TRIM ASM	SHEET 1	1
- 56	627528	. . STACKER, TRIM	SHEET 1	1
- 57	627636	. . SEAL-FRONT TRIM	SHEET 1	1
- 58	627637	. . SEAL-SIDE TRIM	SHEET 1	1
- 59	630023	LOWER COVER GROUP-CHARCOAL AND CHARCOAL	NP	
- 60	630024	LOWER COVER GROUP-CHARCOAL AND BLUE	NP	
- 61	630025	LOWER COVER GROUP-CHARCOAL AND RED	NP	
- 62	630026	LOWER COVER GROUP-CHARCOAL AND YELLOW	NP	
- 63	630066	. FRONT COVER ASM	SHEET 2	1
- 64	630068	. REAR COVER ASM	SHEET 2	1
- 65	602488	. . SHAFT	SHEET 2	1
- 66	630067	. . COVER	SHEET 2	1
		USED ON ASM 630066		

LIST AND INDEX NO.	PART NO.	DESCRIPTION	UNITS PER ASM.	USABLE ON CODE
		1 2 3 4		
		1442-3 LOWER STRUCTURE ASSEMBLY W/COVERS -CONT		
24 - 66	630069	. . COVER SHEET 2	1	
		USED ON ASM 630068		
- 67	1073418	. . RING-RETAINING SHEET 2	2	
- 68	2145158	. . SPRING, COVER LATCH SHEET 2	1	
- 69	2145159	. . HANDLE, COVER LATCH SHEET 2	1	
- 70	630000	1442-3 FINAL ASSEMBLY	NP	
- 70A	266	. SCREW,MACH-FIL H 10-32 X 1 LG SHEET 2	2	
- 71	2031	. SCREW,MACH-FIL H 8-32 X 5/8 LG SHEET 2	14	
- 72	2581	. CLAMP, CABLE SHEET 1	1	
- 73	3550	. WASHER,FL- 1/4 X 9/16 OD X 0.050 THK SHEET 2	2	
- 74	3960	. NUT,PLAIN,HEX- 1/4-20 X 7/16 FL W SHEET 2	3	
- 75	5528	. SCREW, MACH BIND HD 8-32 X .625 LG SHEET 1	1	
- 77	9092	. WASHER-LOCK,SPLIT RING, .194 ID .3370D SHEET 2	6	
- 78	10170	. SCREW-MACH,BIND HD NO. 6-32 X .250 LG SHEET 1	4	
- 79	10295	. SCREW,MACH-BIND HD 10-32 X 1-1/8 LG SHEET 2	2	
- 80	11598	. NUT PLAIN HEX 10/32 SHEET 1	36	
- 81	22478	. WASHER,FL- 0.170 ID 0.375 OD 0.032 THK SHEET 1	2	
- 82	23141	. WASHER,FL-NO. 10 X 9/16 OD X 1/16 THK SHEET 1	5	
- 83	25627	. SCREW,MACH-BIND HD 8-32 X 1/2 LG SHEET 1	4	
- 84	32617	. SCREW, MACH BD HD 10-32 NF X .4375 LG SHEET 1	1	
- 85	34512	. SCREW,BIND.HD 8-32 X .375 LG SHEET 2	1	
- 86	37913	. NUT, HEX 4-40 NC SHEET 1	8	
- 87	38235	. SCREW MACH 6/32 X .310 LG SHEET 1	12	
- 88	42003	. SCREW,MACH-TRUSS HD 8-32 X 1/4 LG SHEET 2	7	
- 89	45114	. SCREW,SHLD 10-32 X .375 LG SHEET 1	9	
- 90	45649	. WASHER,FL 0.2185 ID X 3/8 OD SHEET 1	9	
- 91	45690	. WASHER, FL - NO.10 X 7/16 OD X 1/32 THK SHEET 1	33	
- 92	52522	. SCREW,MACH-FH 4-40 X 5/16 LG SHEET 1	8	
- 93	55726	. SCREW,MACH-BIND HD 6-32 X .188 LG SHEET 1	15	
- 94	55901	. LOCKWASHER, EXTERNAL TOOTH SHEET 2	6	
- 95	55918	. SCREW,MACH-BIND HD 10-32 X 5/8 LG SHEET 2	10	
- 96	56079	. WASHER,LOCK-EXT T .195 ID .410 OD SHEET 1	33	
- 97	56722	. WASHER,LOCK-EXT T .141 ID SHEET 2	4	
- 98	58207	. SCREW,MACH-UNDRCT BIND HD 8-32 X 1/4 LG SHEET 2	3	
- 99	65629	. SPACER 0.196 ID X 5/16 OD X 0.250 THK SHEET 1	4	
-100	65756	. WASHER,LOCK SHEET 2	1	
-101	81693	. SCREW,MACH-BIND HD 6-32 X 3/8 LG SHEET 2	3	
-103	125145	. WASHER,FL-NO. 6 X 1/2 OD X 0.031 THK SHEET 1	3	
-104	130434	. SCREW-MACH,SLOTTED HEX HD NO.10-32 X.375 SHEET 1	12	
-105A	179966	. WASHER,LOCK-EXT TEETH 5/16 ID X 0.610 OD SHEET 2	4	
-106	186758	. SCREW,MACH-BIND HD 8-32 X 7/16 LG SHEET 2	2	
-107	207293	. KEEPER-POWER SUPPLY SHEET 2	7	
-108	207293	. KEEPER-POWER SUPPLY SHEET 2	7	
-108A	221790	. SCREW,MACH-BIND HD 8-32 X 3/16 LG SHEET 2	2	
-110	234329	. SCREW-BRACKET MOUNTING SHEET 1	6	
-110A	234340	. SCREW, HINGE MTG SHEET 2	2	
-111	236849	. SCREW,BINDING HEAD MACHINE SHEET 2	2	
-112	257187	. NUT-HEX,NO. 6-32 SHEET 1	3	
-113	257189	. NUT - HEX-8-32UNC THD SHEET 1	22	
-115	257984	. WASHER,LOCK-SPRING MEDIUM SHEET 1	8	
-115A	289504	. SCREW, HEX-DIAL RELAY-ARMATURE SHEET 1	2	
-116	313453	. LATCH-CARD FEED COVER SHEET 1	2	
-117	313649	. CLAMP,LOOP- 1/2 ID 0.204 DIA MTG HOLE SHEET 2	1	
-118	316807	. SCREW,MACH-FH,NO. 6-32 X .375 LG SHEET 1	7	
-119	322065	. SCREW,MACH-BIND HD 6-32 X 5/8 LG SHEET 2	5	
-120	332550	. SWITCH,INTERLOCK-SPDT 125/250V AC 10 AMP SHEET 1	1	
-121	334925	. JUMPER ASM-GRN 5 IN. 18AWG 1 LUG EA END SHEET 2	1	
		SEE LIST 43 FOR COMPONENT PARTS		
-122	350886	. STOP SHEET 1	7	
-123	357433	. CLAMP,LOOP- 3/16 ID 0.203 DIA MTG HOLE SHEET 1	4	
-124	369207	. PLATE,INST-HAZARDOUS AREA SHEET 2	6	
-125	438573	. SCREW,MACH-FH 6-32 X 7/16 LG SHEET 1	1	
-126	442172	. SPACER SHEET 2	2	
-127	517180	. BOLT-CLAMP MOUNTING SHEET 2	2	
-128	523951	. CLAMP-ADJUSTABLE CABLE SHEET 2	5	
-129	532393	. CLAMP-ADJUSTABLE CABLE SHEET 1	2	
-130	552597	. JUMPER ASM-GROUND SHEET 2	1	
		SEE LIST 43 FOR COMPONENT PARTS		
-131	600560	. WASHER-LOCK SHEET 1	9	
-132	601093	. SCREW,MACH-BIND HD 8-32 X 3/8 LG SHEET 1	2	
-132A	609180	. JUMPER ASM-GRN 21 IN. 16 AWG 1 LUG EAEND SHEET 1	1	
-133	609549	. CATCH, HINGE COVER SHEET 1	2	
-134	612999	. CLIP SHEET 1	1	
-135	615473	. SPACER-METER SHEET 1	1	
-136	615474	. BEZEL-METER SHEET 1	1	
-137	621316	. SCREW-MTG 10-32 X .56 LG SHEET 1	1	

LIST AND INDEX NO.	PART NO.	DESCRIPTION	UNITS PER ASM.	USABLE ON CODE
		1 2 3 4		
		1442-2 LOWER STRUCTURE ASSEMBLY W/COVERS -CONT		
24 -138	626098	. JUMPER ASSEMBLY SEE LIST 43 FOR COMPONENT PARTS	SHEET 1	1
-139	626531	. TOOL BOX	SHEET 1	1
-140	626725	. ARM ASM-STAY BRACE	SHEET 1	2
-141	443881	. . PLATE-WASHER	□ SHEET 1	1
-142	443967	. . WASHER	□ SHEET 1	2
-143	626754	. . ARM-KEYED	□ SHEET 1	1
-144	626755	. . ARM-SPRING RETAINING	□ SHEET 1	1
-145	627688	. . SPRING	□ SHEET 1	1
-146	627711	. . COLLAR	□ SHEET 1	1
-148	645171	. . NUT-STAY BRACE,.375-16	□ SHEET 1	1
-149	626737	. MOUNTING BRACKET ASM	SHEET 1	1
-150	124309	. . STUD,SLOTTED HD 1/4 TURN	SHEET 1	1
-151	312573	. . EYELET,TURNLOCK FASTENER- 0.354 ID	SHEET 1	1
-152	312575	. . RING,RETAINING- 0.4375 ID X 0.040 THK	SHEET 1	1
-153	626758	. . BRACKET-CAMLOC COVER	SHEET 1	1
-154	626741	. BRACKET-SWITCH MOUNTING	SHEET 1	1
-155	626742	. BRACKET-STAY BRACE	SHEET 1	4
-156	626757	. CAMLOCK BRACKET ASM	SHEET 1	5
-157	312573	. . EYELET,TURNLOCK FASTENER- 0.354 ID	SHEET 1	1
-158	312575	. . RING,RETAINING- 0.4375 ID X 0.040 THK	SHEET 1	1
-159	317409	. . STUD, STEEL	SHEET 1	1
-160	626758	. . BRACKET-CAMLOC COVER	SHEET 1	1
-161	626773	. BRACKET-CABLE CLAMP	SHEET 2	1
-162	626775	. SHIELD-POWER SUPPLY	SHEET 2	1
-163	626780	. SEAL-RUBBER HOPPER REAR	SHEET 1	1
-164	626785	. SCREW-MACH BD HD 10-32 X .4375 LG	SHEET 1	4
-165	627511	. BRACKET-SEAL	SHEET 1	1
-166	627517	. BRACKET	SHEET 1	1
-167	627520	. MOUNTING BRACKET ASM	SHEET 1	2
-168	312573	. . EYELET,TURNLOCK FASTENER- 0.354 ID	SHEET 1	1
-169	312575	. . RING,RETAINING- 0.4375 ID X 0.040 THK	SHEET 1	1
-170	317409	. . STUD, STEEL	SHEET 1	1
-171	627536	. . BRACKET	SHEET 1	1
-172	627526	. FRAME	□ SHEET 1	1
-173	627527	. BRACKET	SHEET 1	1
-174	627540	. BAFFLE ASM	SHEET 1	1
-175	627542	. . PAD	SHEET 1	1
-176	627545	. . PLATE-STACKER BAFFLE	SHEET 1	1
-177	627556	. BAFFLE ASM	SHEET 1	1
-178	38443	. . SCREW,MACH-FL CSK HD 6-32 X 5/16 LG	SHEET 1	3
-179	56722	. . WASHER,LOCK-EXT T .141 ID	SHEET 1	3
-180	257187	. . NUT-HEX,NO. 6-32	SHEET 1	3
-181	627557	. . PLATE	SHEET 1	1
-182	627558	. . PAD	SHEET 1	1
-183	627626	. . SEAL-BAFFLE	SHEET 1	1
-183A	627627	. . RETAINER-BAFFLE	SHEET 1	1
-184	627628	. . SEAL STRIP-BAFFLE	SHEET 1	1
-186	627559	. SPACER-CABLE CLAMP	SHEET 2	2
-187	627587	. BRACKET ASSEMBLY	SHEET 1	2
-188	312573	. . EYELET,TURNLOCK FASTENER- 0.354 ID	SHEET 1	1
-189	312575	. . RING,RETAINING- 0.4375 ID X 0.040 THK	SHEET 1	1
-190	626758	. . BRACKET-CAMLOC COVER	SHEET 1	1
-191	627588	. . STUD, CAMLOCK	SHEET 1	1
-192	627603	. CLAMP	SHEET 2	1
-194	627641	. FRAME ASM	SHEET 1	1
-195	627645	. . STACKER PLATE ASM	SHEET 1	1
-196	627633	. . SEAL-FRAME	SHEET 1	AR
-196A	627635	. . SEAL-CORNER FRAME	SHEET 1	1
-197	627687	. STAYBRACE ASSEMBLY	SHEET 1	3
-198	10170	. . SCREW-MACH,BIND HD NO. 6-32 X .250 LG	SHEET 1	2
-199	257986	. . WASHER,FLAT NO. 6	SHEET 1	2
-200	443880	. . ARM STAY	SHEET 1	1
-201	443881	. . PLATE-WASHER	SHEET 1	1
-202	443967	. . WASHER	SHEET 1	2
-203	626422	. . ARM STAY	SHEET 1	1
-204	627688	. . SPRING	SHEET 1	1
-205	627711	. . COLLAR	SHEET 1	1
-206	628937	. . RETAINER	SHEET 1	1
-208	645171	. . NUT-STAY BRACE,.375-16	SHEET 1	1
-209	630006	. GATE ASSEMBLY	SHEET 2	1
-209A	630007	SEE FIG. 28 FOR DETAIL BREAKDOWN . 1442-3 UNITIZED SWITCH ASSEMBLY	SHEET 1	1
-210	630012	SEE FIG. 26 FOR DETAIL BREAKDOWN . FRAME ASSEMBLY-LOWER STRUCTURE	SHEET 2	1

LIST AND INDEX NO.	PART NO.	DESCRIPTION	UNITS PER ASM.	USABLE ON CODE
		1 2 3 4		
24 -214	58207	1442-3 LOWER STRUCTURE ASSEMBLY W/COVERS -CONT		
-215	130985	• • SCREW,MACH-UNDRCT BIND HD 8-32 X 1/4 LG	SHEET 2	2
-216	130987	• • WASHER,FL- 0.531 ID 1-1/16 OD 0.095 THK	SHEET 2	4
-217	170215	• • WASHER,LOCK-SPLIT 0.509 ID X 0.879 OD	SHEET 2	4
-218	186950	• • SCREW,ASMD WASHER-FIL H 6-32 X 3/8 LG	SHEET 2	8
-219	209567	• • NUT,PLAIN,HEX- 1/2-13 X 3/4 FL W	SHEET 2	4
-220	234331	• • CASTER, RUBBER AND STEEL	SHEET 2	4
-221	257616	• • SCREW,ASMD WASHER-FIL H 10-32 X 1/2 LG	SHEET 2	4
-222	626715	• • SCREW,ASMD WASHER- 10-32 X 0.437 LG	SHEET 2	2
-223	627548	• • STRUCTURE-LOWER	SHEET 2	1
-224	627606	• • STOP, GATE	SHEET 2	1
-225	630056	• • SEAL	SHEET 2	4
-226	740707	• • BRACKET-SUPPLY MTG	SHEET 2	1
-229	2145160	• • NUT JAM	SHEET 2	4
-230	2145162	• • STRIKER, MODULE COVER LATCH	SHEET 2	4
-231	2154324	• • SUPPORT-CABLE	SHEET 2	2
-232	2162665	• • STRIKER ASSEMBLY, L.H. GATE LATCH	SHEET 2	1
-233	2162666	• • SCREW-LEVELER	SHEET 2	4
-235	630088	• • CUP	SHEET 2	4
-236	725413	• SHIELD-POWER SUPPLY	SHEET 2	1
-236A	236849	• SCREW,ASMD WASHER-HEX HD 10-32 X0.312 LG	SHEET 1	6
-237	1090873	• SCREW,MACH-BIND HD 10-32 X 1/4 LG	SHEET 2	1
-238	1119783	• WASHER-SPLIT LOCK-NO.8	SHEET 1	15
-238A	5312086	• RECEPTACLE	SHEET 1	2
-239	2102364	• DIAPHRAGM ASSEMBLY,CAPSTAN	SHEET 1	1
-240	2102365	• CLAMP,LOOP- 0.220 ID 0.170 DIA MTG HOLE	SHEET 2	2
-241	2102366	• CLAMP, CABLE	SHEET 2	4
-242	2145129	• CLAMP,LOOP- 0.470 ID 0.170 DIA MTG HOLE	SHEET 2	1
-243	2145183	• CLAMP-CABLE	SHEET 2	1
-244	612846	• CLAMP-CABLE	SHEET 2	6
-244A	626592	• CABLE ASM	SHEET 2	1
-244B	627608	• CABLE ASM	SHEET 2	1
-244C	630042	• CLOCK METER CABLE ASM-41V	SHEET 2	1
-244D	630050	• CABLE ASM	SHEET 2	1
-244E	630051	• CABLE ASM	SHEET 2	1
-244F	630074	• CABLE ASM	SHEET 2	1
-245	207254	SEE LIST 43 FOR COMPONENT PARTS		
-245	4117548	CAPACITOR ASSEMBLY- TWO 30 UF CAP	SHEET 2	1 A
-246	208271	SEE FIG. 30 FOR DETAIL BREAKDOWN		
-246	4117571	CAPACITOR ASSEMBLY	SHEET 2	1 B
-247	473480	FERRD REGULATOR ASSEMBLY- 250 WATT	SHEET 2	1 A
-248	473490	SEE FIG. 31 FOR DETAIL BREAKDOWN		
-248	442540	REGULATOR	SHEET 2	1 B
-249	630045	12 VOLT @ 2 AMP POWER SUPPLY ASM-50 CY	SHEET 2	1 A
-249	630098	SEE FIG. 35 FOR DETAIL BREAKDOWN		
-250	630043	12 VOLT @ 2 AMP POWER SUPPLY ASM-50 CY	SHEET 2	1 A
-251	740540	SEE FIG. 34 FOR DETAIL BREAKDOWN		
-252	740503	POWER SUPPLY ASM- 12VDC AT 4 AMP 50 CY	SHEET 2	1 B
-253	626365	SEE FIG. 33 FOR DETAIL BREAKDOWN		
-254	626778	AC CONTROL UNIT- 60 CYCLE	SHEET 2	1 A
-255	620638	AC CONTROL UNIT- 50 CYCLE	SHEET 2	1 B
-256	630097	SEE FIG. 36 FOR DETAIL BREAKDOWN		
-257	836978	2.5 VOLT @ 5 AMP POWER SUPPLY ASSEMBLY	SHEET 2	1
-258	180528	PHOTO CELLS		
-259		SEE FIG. 38 FOR DETAIL BREAKDOWN		
-260		1.5 VOLT @ 4.0 AMP POWER SUPPLY ASSEMBLY	SHEET 2	1
-261		FIBER OPTICS		
-262		SEE FIG. 37 FOR DETAIL BREAKDOWN		
-263		METER POWER PAC ASSEMBLY-60 CY	SHEET 2	1 A
-264		METER POWER PAC ASSEMBLY-50 CY	SHEET 2	1 B
-265		SEE FIG. 32 FOR DETAIL BREAKDOWN		
-266		CLOCK-60 CYCLE	SHEET 1	1 A
-267		CLOCK-50 CYCLE	SHEET 1	1 B
-268		COVER - REAR, 60 CY	SHEET 1	1 A
-269		COVER - REAR, 50 CY	SHEET 1	1 B
-270		TRANSFORMER	SHEET 2	1 B
-271		COVER	SHEET 2	1 B
-272		DECAL-VOLTAGE	SHEET 2	1
-273		PART OF SHIPPING GROUP		
-274		PLATE	SHEET 2	1
-275		PART OF SHIPPING GROUP		
-276		PLATE, IDENTIFICATION-SALE SERIAL NUMBER	SHEET 2	1
-277		PLATE,IDENTIFICATION-LEASE W/SALE OPTION	SHEET 2	1
-278		PLATE,IDENTIFICATION-SERIAL NUMBER	SHEET 2	1
-279		PART OF SHIPPING GROUP		



FOR PARTS NOT SHOWN  
SEE FIG. 23 SHEET 1

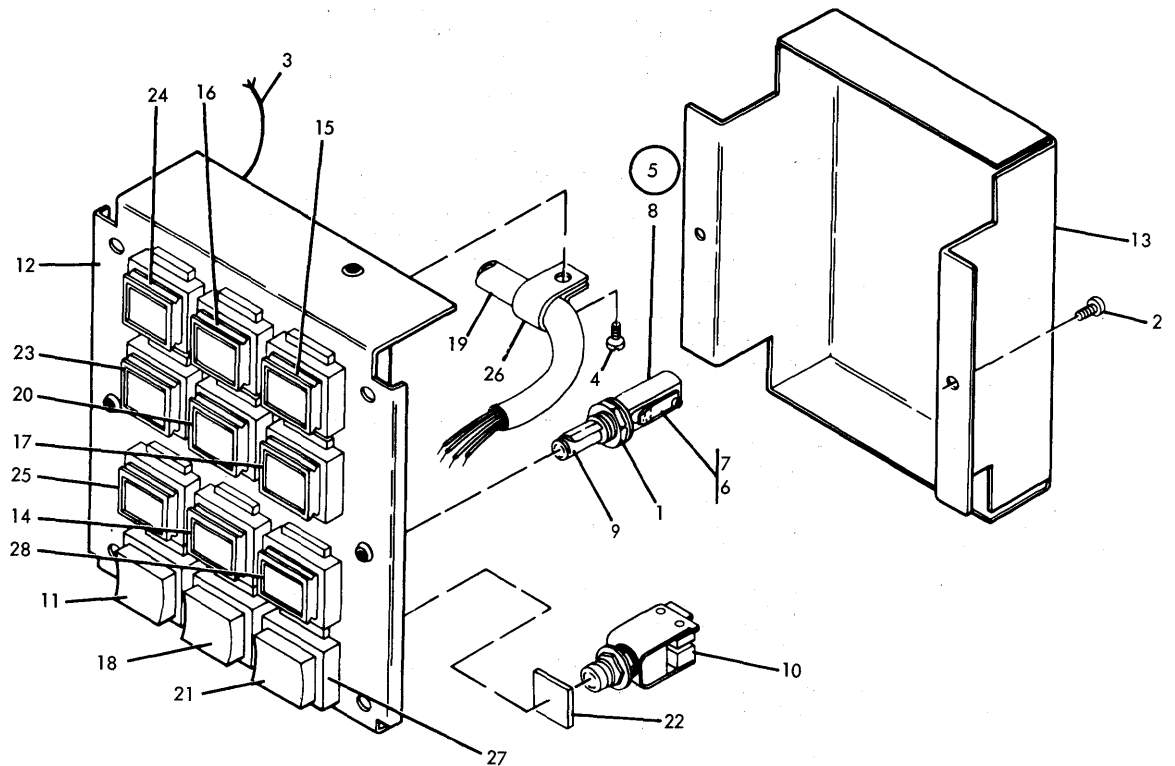


FIGURE 25. 1442-1, -2 AND -4 OPERATORS CONSOLE ASSEMBLY. SEE LIST 25.

LIST AND INDEX NO.	PART NO.	DESCRIPTION	UNITS PER ASM.	USABLE ON CODE
		1 2 3 4		
		1442-1,-2 AND -4 OPERATORS CONSOLE ASM		
25 -		CODE A USED ON 1442-1 AND -2 OPERATORS CONSOLE		
-	626554	CODE B USED ON 1442-4 OPERATORS CONSOLE SWITCH ASSEMBLY-UNITIZED	REF	A
-	634002	SEE FIG. 23-151 FOR NEXT HIGHER ASM AND FIG. 25 FOR ILLUSTRATION 1442-4 OPERATE SWITCH ASSEMBLY SEE FIG. 23-151 FOR NEXT HIGHER ASM AND FIG. 25 FOR ILLUSTRATION	REF	B
- 1	18272	. NUT,PLAIN,HEX- 1/2-20 X 11/16 FL W	7	A
- 1	18272	. NUT,PLAIN,HEX- 1/2-20 X 11/16 FL W	5	B
- 2	58207	. SCREW,MACH-UNDRCT BIND HD 8-32 X 1/4 LG	2	
- 3	132665	. JUMPER ASM-BLK 3 IN. 20AWG 1 LUG EA END SEE LIST 43 FOR COMPONENT PARTS	4	
- 4	186759	. SCREW,MACH-BIND HD 8-32 X 5/16 LG	1	
- 5	331802	. HOLDER ASSEMBLY	7	A
- 5	331802	. HOLDER ASSEMBLY	5	B
- 6	196299	. . SCREW,MACH-BIND HD 5-40 X 1/2 LG	2	
- 7	331800	. . SPRING-CONTACT	2	
- 8	331801	. . HOLDER-SIGNAL LAMP	1	
- 9	363404	. BULB-SIGNAL LIGHT 10V	7	A
- 9	363404	. BULB-SIGNAL LIGHT 10V	5	B
- 10	367182	. SWITCH,PUSH- 2 SPDT 125/250V AC 5 AMP	3	
- 11	626515	. BUTTON-START	1	
- 12	626555	. PLATE-SWITCH	1	
- 13	626556	. COVER	1	
- 14	626558	. LENS-FEED CHECK	1	
- 15	626559	. BUTTON-PUNCH CHECK	1	A
- 15	740029	. BUTTON-BLANK	1	B
- 16	626560	. LENS-VALIDITY CHECK	1	
- 17	626562	. LENS-READ REGISTER CHECK	1	
- 18	626563	. BUTTON-NPRO	1	
- 19	626594	. SWITCH CABLE ASM	1	A
- 19	634013	. CABLE ASM	1	
		SEE LIST 43 FOR COMPONENT PARTS		
- 20	626795	. LENS-CHIP BOX	1	A
- 20	740029	. BUTTON-BLANK	1	B
- 21	627512	. BUTTON-STOP	1	
- 22	627673	. SPACER	2	
- 23	749029	. LENS BLANK	1	
- 24	749039	. LENS-POWER ON	1	
- 25	749040	. LENS-READY	1	
- 26	2102365	. CLAMP, CABLE	1	
- 27	5311415	. HOUSING,SWITCH AND LIGHT	12	
- 28	749029	. LENS BLANK	AR	
- 28	627532	. BUTTON-NO. 2	AR	

FOR PARTS NOT SHOWN  
SEE FIG. 24 SHEET 1

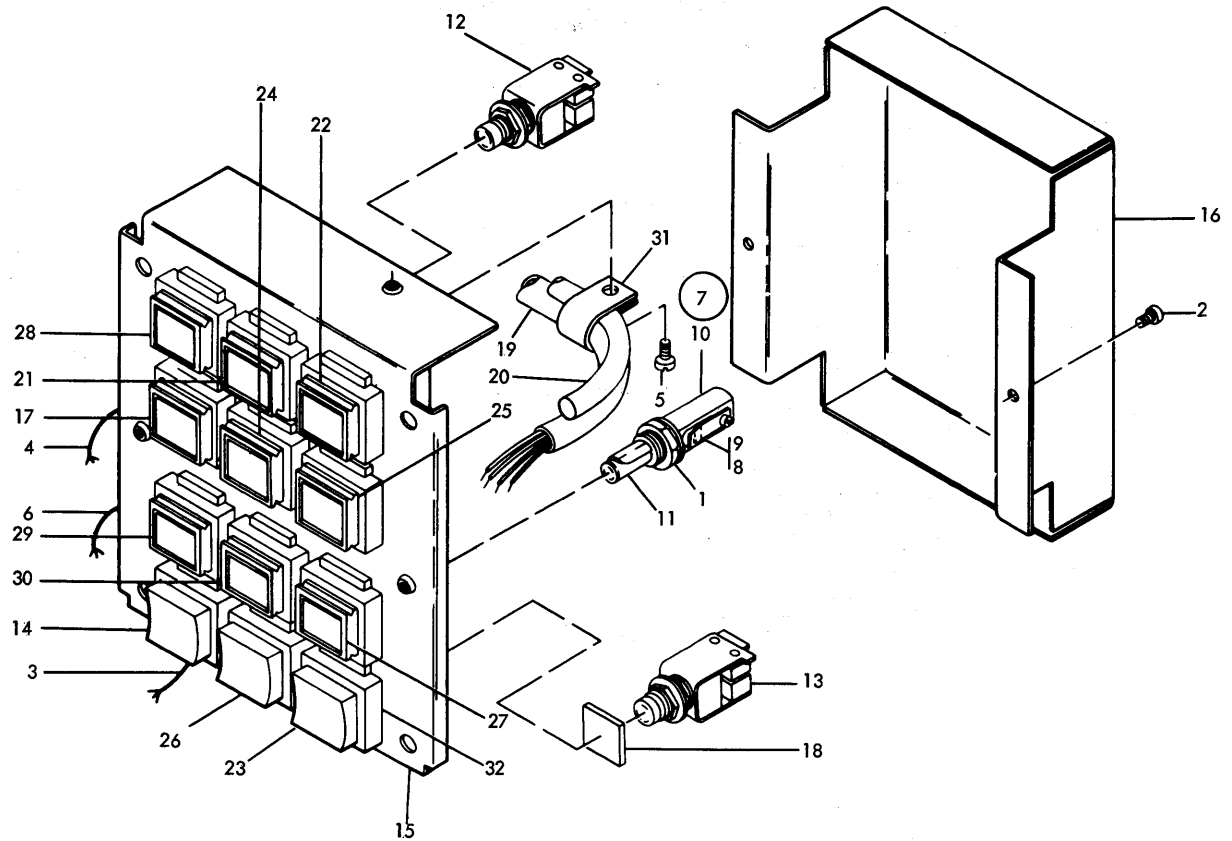


FIGURE 26. 1442-3 OPERATORS CONSOLE ASSEMBLY. SEE LIST 26.

LIST AND INDEX NO.	PART NO.	DESCRIPTION 1 2 3 4	UNITS PER ASM.	USABLE ON CODE
		1442-3 OPERATORS CONSOLE ASSEMBLY		
26 -	630007	1442-3 UNITIZED SWITCH ASSEMBLY SEE FIG. 24-209A FOR NEXT HIGHER ASM AND FIG. 26 FOR ILLUSTRATION	REF	
- 1	18272	. NUT,PLAIN,HEX- 1/2-20 X 11/16 FL W	6	
- 2	58207	. SCREW,MACH-UNDRCT BIND HD 8-32 X 1/4 LG	2	
- 3	63079	. JUMPER ASM-BLK 2-1/2 IN. 20AWG	3	
- 4	132665	. JUMPER ASM-BLK 3 IN. 20AWG 1 LUG EA END SEE LIST 43 FOR COMPONENT PARTS	5	
- 5	186759	. SCREW,MACH-BIND HD 8-32 X 5/16 LG	1	
- 6	309758	. JUMPER SEE LIST 43 FOR COMPONENT PARTS	1	
- 7	331802	. HOLDER ASSEMBLY	6	
- 8	196299	. . SCREW,MACH-BIND HD 5-40 X 1/2 LG	2	
- 9	331800	. . SPRING-CONTACT	2	
- 10	331801	. . HOLDER-SIGNAL LAMP	1	
- 11	363404	. BULB-SIGNAL LIGHT 10V	6	
- 12	367181	. SWITCH,PUSH BOTTON-DPDT	2	
- 13	367182	. SWITCH,PUSH- 2 SPDT 125/250V AC 5 AMP	2	
- 14	626515	. BUTTON-START	1	
- 15	626555	. PLATE-SWITCH	1	
- 16	626556	. COVER	1	
- 17	626558	. LENS-FEED CHECK	1	
- 18	627673	. SPACER	3	
- 19	630030	. CABLE ASM	1	
- 20	630031	. CABLE ASM SEE LIST 43 FOR COMPONENT PARTS	1	
- 21	630033	. BUTTON-POWER ON RESET	1	
- 22	630034	. BUTTON-POWER OFF	1	
- 23	630035	. BUTTON-STOP	1	
- 24	630036	. LENS-DATA CHECK	1	
- 25	630038	. LENS-SELECT	1	
- 26	630085	. BUTTON-NPRO/EOF	1	
- 27	630086	. LENS - END OF FILE	1	
- 28	749029	. LENS BLANK	1	
- 29	749039	. LENS-POWER ON	1	
- 30	749040	. LENS-READY	1	
- 31	2114108	. CLAMP LOOP-CABEL	1	
- 32	5311415	. HOUSING,SWITCH AND LIGHT	12	

FOR PARTS NOT SHOWN  
SEE FIG. 23 SHEET 2

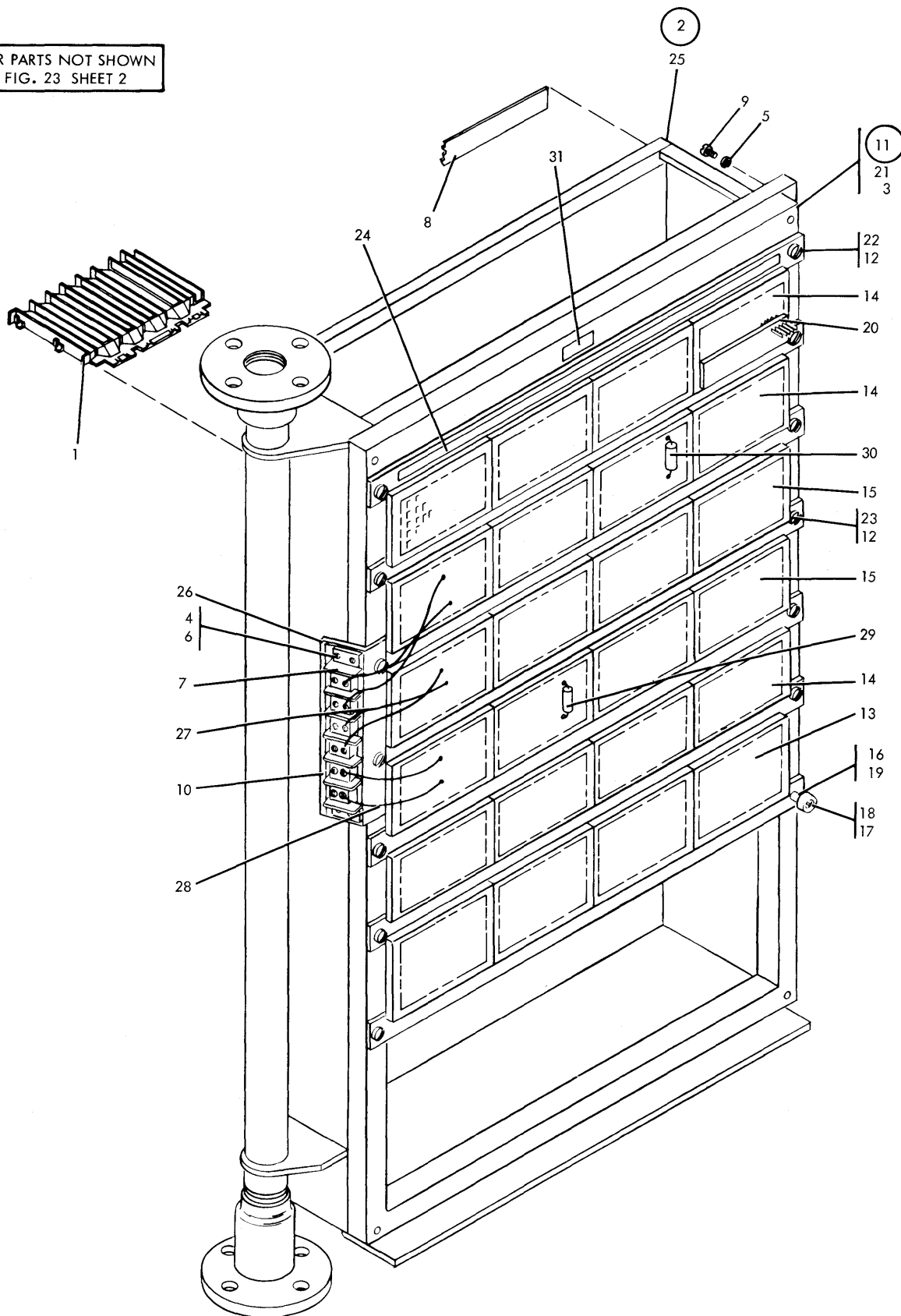


FIGURE 27. 1442-1, -2 AND -4 GATE ASM. SEE LIST 27.

LIST AND INDEX NO.	PART NO.	DESCRIPTION	UNITS PER ASM.	USABLE ON CODE
		1 2 3 4		
		1442-1,-2 AND -4 GATE ASSEMBLY		
27 -		CODE A USED ON 1442-1 AND -2 GATE ASM		
-	626566	CODE B USED ON 1442-4 GATE ASM	REF	A
		GATE ASSEMBLY		
-	634005	SEE FIG. 23-152 FOR NEXT HIGHER ASM	REF	B
		AND FIG. 27 FOR ILLUSTRATION		
- 1	216085	GATE ASSEMBLY	28	
- 2	626570	SEE FIG. 23-152 FOR NEXT HIGHER ASM	1	
- 3	2031	AND FIG. 27 FOR ILLUSTRATION	2	
- 4	5528	• GUIDE-CARD 8 POSITION LONG	4	
- 5	6318	• GATE ASM	4	
- 6	60646	• . SCREW, MACH-FIL H 8-32 X 5/8 LG	4	
- 7	80880	• . SCREW, MACH BIND HD 8-32 X .625 LG	4	
- 8	352491	• . WASHER, LOCK-SPLIT NO. 8 X 0.280 OD	4	
- 9	438579	• . WASHER, LOCK-INT TEETH NO. 8 X 0.340 OD	1	
- 10	529084	• . TERMINAL BOARD- 6 DBL SCREW TERMINALS	2	
- 11	626572	• . LABEL-NUMBERING R TO L 1 THRU 32	2	
- 12	10170	• . SCREW, MACH-FIL HD 8-32 X 1-1/8 LG	1	
- 13	626513	• . MARKER STRIP	1	
- 14	626573	• . GATE B CHASSIS ASM	13	
- 15	626786	• . SCREW-MACH, BIND HD NO. 6-32 X .250 LG	1	
- 16	627547	• . ROW ASM - CARD RECEPTACLE	3	
- 17	35739	• . ROW ASM - CARD RECEPTACLE	2	
- 18	78916	• . ROW ASM - CARD RECEPTACLE	1	
- 19	603230	• . GATE STOP ASM	1	
- 20	627561	• . SCREW, MACH-BIND HD 6-32 X 15/16 LG	1	
- 21	725293	• . PART OF ASM 627547 ONLY	1	
- 22	725316	• . CUSHION	1	
- 23	725750	• . PART OF ASM 627547 ONLY	1	
- 24	725751	• . SHAFT	6	
- 25	626524	• . PART OF ASM 627547 ONLY	1	
- 26	626578	• . INSULATOR ASM	1	
- 27	626579	• . FRAME, CHASSIS	1	
- 28	626792	• . T BAR AND ADAPTER ASSEMBLY	6	
- 29	627615	• . T BAR	7	
- 30	627616	• . STRIP, NUMBERING	1	
- 31	627713	• . GATE	1	
		• . PLATE	1	
		• . JUMPER ASM	5	
		• . JUMPER ASM	1	
		SEE LIST 43 FOR COMPONENT PARTS		
		• . CAPACITOR .47 MF	1	
		• . CAPACITOR .1 MF	1	
		• . LABEL	1	

FOR PARTS NOT SHOWN  
SEE FIG. 24 SHEET 2

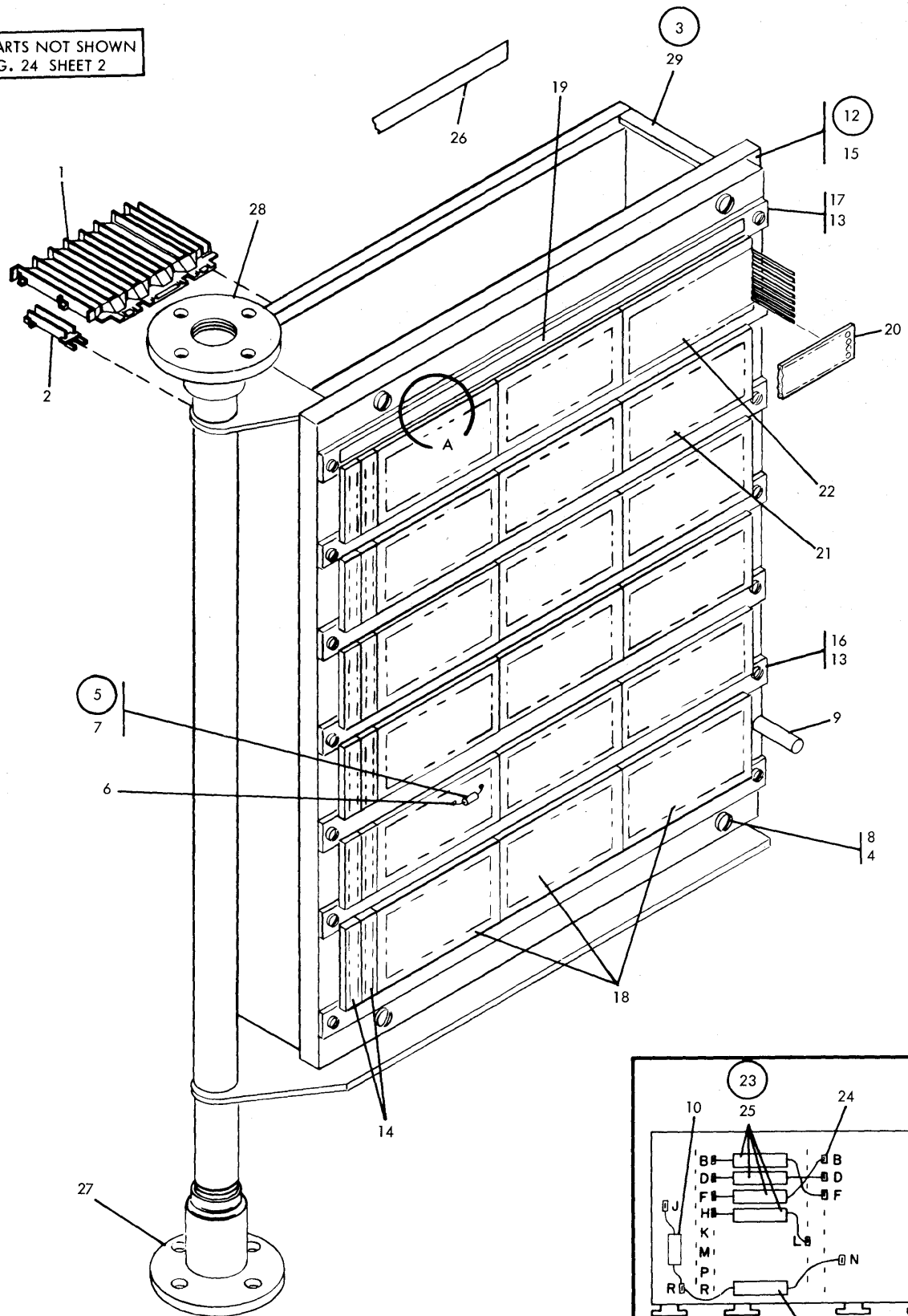


FIGURE 28. 1442-3 GATE ASSEMBLY. SEE LIST 28.

LIST AND INDEX NO.	PART NO.	DESCRIPTION				UNITS PER ASM.	USABLE ON CODE
		1	2	3	4		
		1442-3 GATE ASSEMBLY					
28 -	630006	GATE ASSEMBLY SEE FIG. 24-209 FOR NEXT HIGHER ASM AND FIG. 28 FOR ILLUSTRATION				REF	
- 1	216085	. GUIDE-CARD 8 POSITION LONG				18	
- 2	216207	. GUIDE-SINGLE CARD SHORT				14	
- 3	630013	. GATE ASM				1	
- 4	6364	. WASHER, LOCK-SPLIT NO. 6 X 1/4 OD				4	
- 5	348663	. . CAPACITOR ASSEMBLY, 33 MFD				1	
- 6	216265	. . . TERMINAL, QUICK DISCONNECT-NONINS 20 AWG				2	
- 7	492473	. . . CAPACITOR, FXD, ELECT- 33 UF P/M20% 20V				1	
- 8	438567	. . SCREW, MACH-UNDRCT BIND HD 6-32 X 1 LG				4	
- 9	609684	. . STUD				1	
- 10	626860	. . DIODE ASSEMBLY - 3.3V TYPE JM				1	
- 11	626861	. . RESISTOR ASSEMBLY 150 OHMS 5% 1 WATT				1	
- 12	630015	. . CHASSIS ASM				1	
- 13	10170	. . . SCREW-MACH, BIND HD NO. 6-32 X .250 LG				14	
- 14	216076	. . . CARD RECEPTACLE ASM - 1 POS				2	
- 15	216084	. . . FRAME-SMALL CHASSIS				1	
- 16	216094	. . . T BAR				6	
- 17	216204	. . . T BAR AND ADAPTER ASSEMBLY-UPPER				1	
- 18	216268	. . . BLOCK, DUMMY-SMS CHASSIS				3	
- 19	216285	. . . NUMBERING STRIP - CARD SIDE				7	
- 20	216303	. . . COVER-VOLTAGE CHAIN				5	
- 21	630016	. . . ROW RECEPTACLE ASM				4	
- 22	630106	. . . ROW RECEPTACLE ASM				1	
- 23	630029	. . CAPACITOR ASM				4	
- 24	216265	. . . TERMINAL, QUICK DISCONNECT-NONINS 20 AWG				2	
- 25	491318	. . . CAPACITOR, POLYESTER 0.22 MFD P/M 5 PCT				1	
- 26	630110	. . LABEL				2	
- 27	2145130	. . FITTING-LOWER GATE SUPPORT				1	
- 28	2145131	. . FITTING- UPPER GATE SUPPORT				1	
- 29	2154354	. . HOUSING, GATE				1	



FOR PARTS NOT SHOWN  
SEE FIG. 23 SHEET 2

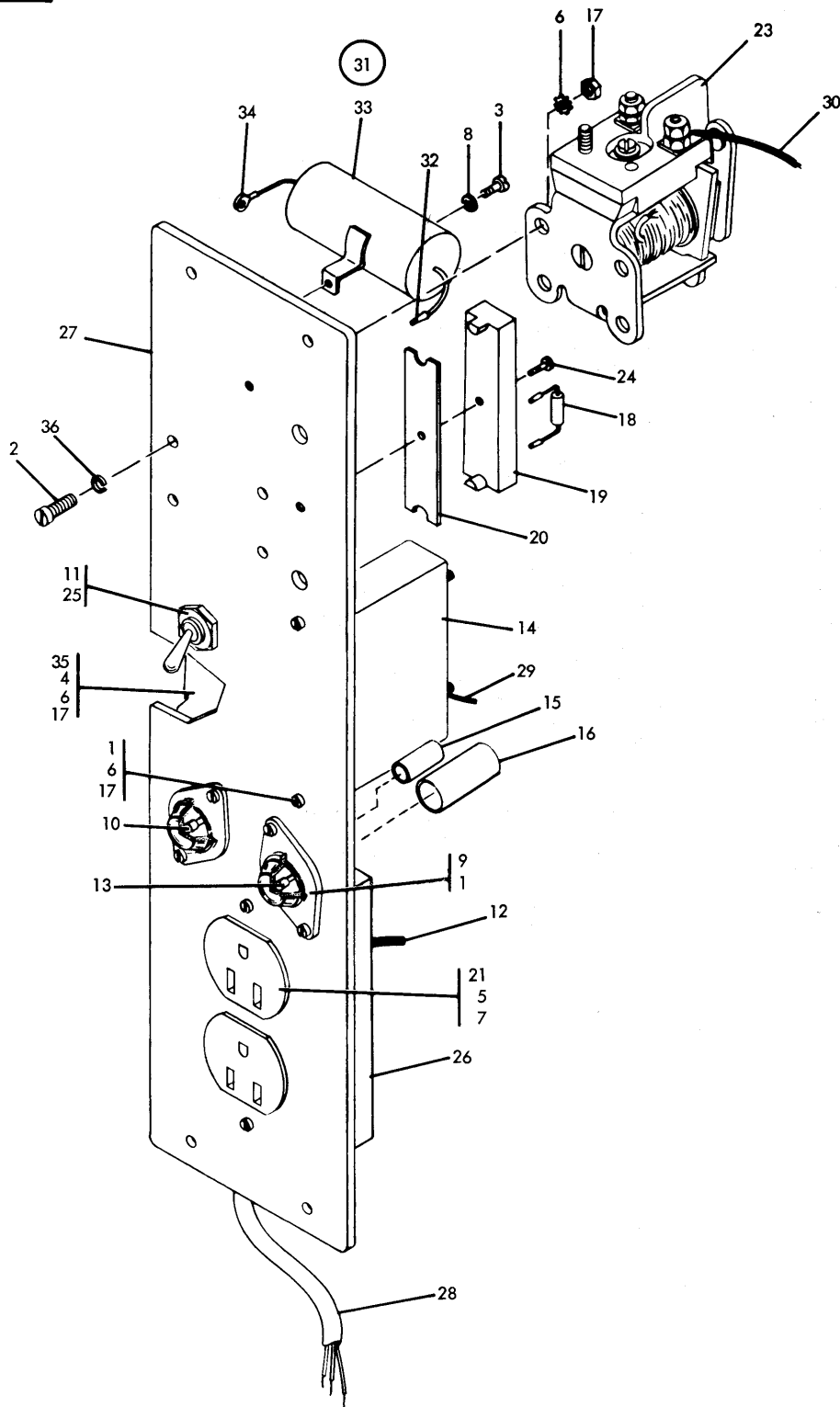


FIGURE 29. 1442-1, -2 AND -4 MOTOR CONTROL AND FUSE PANEL. SEE LIST 29.

LIST AND INDEX NO.	PART NO.	DESCRIPTION	UNITS PER ASM.	USABLE ON CODE
		1 2 3 4		
29 -		1442-1,-2 AND -4 MOTOR ETL AND FUSE PNL		
-	626567	CODE A USED ON 1442-1,-2 AND -4 LOWER STRUCTURE ASM CODE B USED ON VOLTAGE GROUP-60 CY PANEL ASSEMBLY-FUSE SEE FIG. 23-153 FOR NEXT HIGHER ASM AND FIG. 29 FOR ILLUSTRATION	REF	
- 1	337	• SCREW,MACH-FIL H 8-32 X 3/8 LG	2	
- 2	845	• SCREW,MACH-FIL H 8-32 X 1/2 LG	4	
- 3	10170	• SCREW-MACH,BIND HD NO. 6-32 X .250 LG	1	
- 4	34512	• SCREW,BIND.HD 8-32 X .375 LG	1	
- 5	35739	• SCREW,MACH-BIND HD 6-32 X 15/16 LG	2	
- 6	55901	• LOCKWASHER, EXTERNAL TOOTH	6	
- 7	56722	• WASHER,LOCK-EXT T .141 ID	2	
- 8	62031	• WASHER,LOCK-INT TEETH NO. 6 X 0.295 OD	1	
- 9	104615	• FUSEHOLDER	2	
- 10	107664	• FUSE - F10,F15 - 3.2 AMP	1	A
- 11	109872	• SWITCH, TOGGLE DPST	1	
- 12	112288	• JUMPER ASSEMBLY	1	B
- 13	117403	SEE LIST 43 FOR COMPONENT PARTS	1	A
- 14	173706	• FUSE,CARTRIDGE-SLOW BLOW 0.4 AMP 250 V	1	
- 15	257079	• CAPACITOR RESISTOR- 0.5 UF 47 OHMS	1	
- 16	257080	• INSULATOR-SHORT	1	
- 17	257189	• INSULATOR-LONG	2	
- 18	289142	• NUT - HEX-8-32UNC THD	3	
- 19	302090	• RESISTOR ASM,10 OHM 10W	1	
- 20	302131	• CONNECTOR,RECP,ELEC- 24 FEMALE CONTACTS	1	
- 21	357995	• STRIP-TERMINAL BLOCK INSULATOR	1	
- 21	4116323	• OUTLET, CONVENIENCE, 3 WIRE GRN 60 CY	1	
- 23	363416	• OUTLET, CONVENIENCE, 250/125V 15A 50 CY	1	B
- 24	438549	• RELAY ASM	1	
- 25	516919	• SCREW,MACH-BIND HD 4-40 X 7/16 LG	1	
- 26	610060	• WASHER,LOCK-EXT TEETH 0.478 ID X 3/4 OD	1	
- 27	626568	• COVER,CONVENIENCE OUTLET SAFETY	1	
- 28	626596	• PANEL	1	
- 29	626733	• CABLE ASM	1	
- 30	626759	• CABLE	1	
- 31	626761	• JUMPER ASSEMBLY	1	
- 32	320167	SEE LIST 43 FOR COMPONENT PARTS	1	
- 33	363407	• CAPACITOR ASM - 1000MF 15V	1	
- 34	435599	• . TERMINAL,QUICK DISC-NONINS 16AWG TAP-PIN	1	
- 35	627605	• . CAPACITOR-ELECTROLYTIC,1000UF	1	
- 36	1090873	• . TERMINAL,LUG-NONINS 18AWG NO. 8 MTG SLOT	1	A
		• SHIELD-SWITCH	1	
		• WASHER-SPLIT LOCK-NO.8	4	

FOR PARTS NOT SHOWN  
SEE FIG. 24 SHEET 2

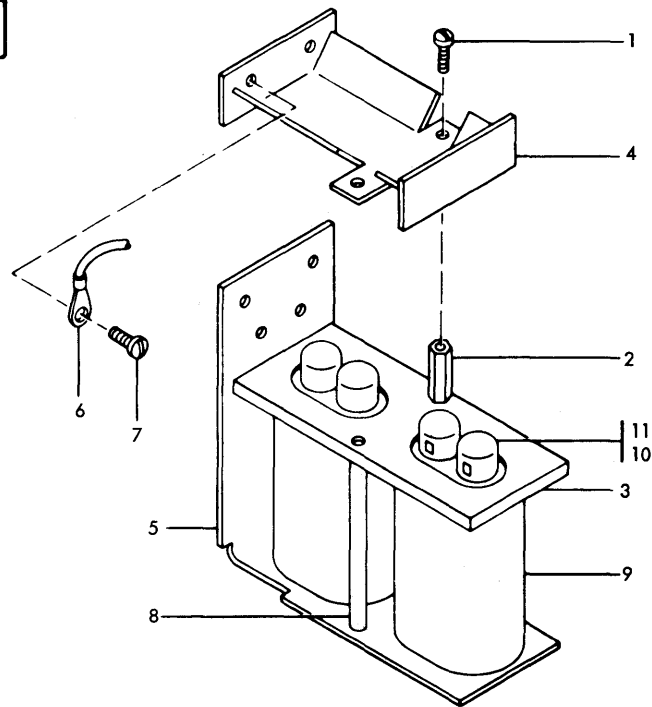


FIGURE 30. 1442-3 CAPACITOR ASSEMBLY -60 CY. SEE LIST 30.

LIST AND INDEX NO.	PART NO.	DESCRIPTION	UNITS PER ASM.	USABLE ON CODE
		1 2 3 4		
		1442-3 CAPACITOR ASSEMBLY -60 CY		
30 -	207254	CAPACITOR ASSEMBLY- TWO 30 UF CAP SEE FIG. 24-245 FOR NEXT HIGHER ASM AND FIG. 30 FOR ILLUSTRATION	REF	
- 1	28413	• SCREW, MACH-BIND HD 10-32 X 5/16 LG	2	
- 2	191483	• SPACER, HEX 10-32 X 3/8 FW	2	
- 3	207206	• BRACKET-CAPACITOR MOUNTING	1	
- 4	207248	• CHANNEL-CAPACITOR MOUNTING	1	
- 5	207251	• PLATE-CAPACITOR MOUNTING	1	
- 6	207318	• JUMPER ASM-BLK 5 IN. 14AWG 1 LUG EA END SEE LIST 43 FOR COMPONENT PARTS	1	
- 7	221790	• SCREW, MACH-BIND HD 8-32 X 3/16 LG	2	
- 8	478046	• STUD, CAPACITOR MOUNTING	2	
- 9	478047	• CAPACITOR, 15UF 6%330VAC	2	
- 10	517913	• TERMINAL	2	
- 11	526378	• CAP-INSULATION	4	

FOR PARTS NOT SHOWN  
SEE FIG. 24 SHEET 2

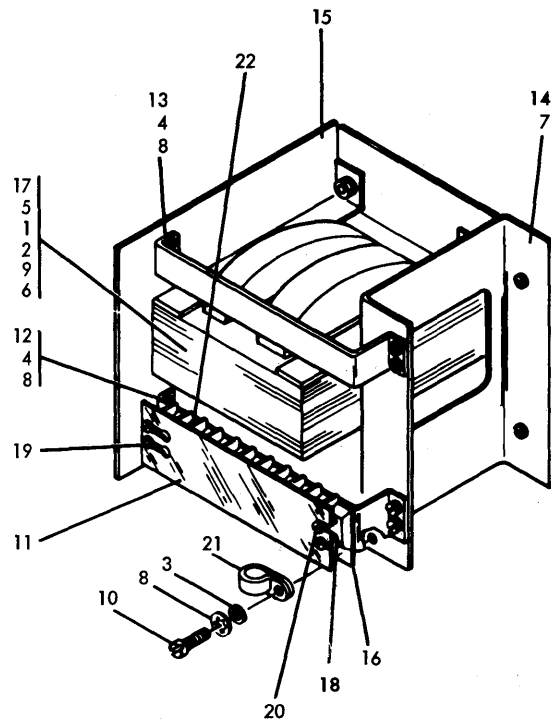


FIGURE 31. 1442-3 FERRO REGULATOR ASSEMBLY -60 CY. SEE LIST 31.

LIST AND INDEX NO.	PART NO.	DESCRIPTION	UNITS PER ASM.	USABLE ON CODE
		1 2 3 4		
		1442-3 FERRO REGULATOR ASSEMBLY -60 CY		
31 -	208271	FERRO REGULATOR ASSEMBLY- 250 WATT SEE FIG. 24-246 FOR NEXT HIGHER ASM AND FIG. 31 FOR ILLUSTRATION	REF	
- 1	3550	• WASHER,FL- 1/4 X 9/16 OD X 0.050 THK	4	
- 2	6935	• WASHER,LOCK-SPLIT 1/4 X 0.493 OD	4	
- 3	22478	• WASHER,FL- 0.170 ID 0.375 OD 0.032 THK	1	
- 4	24752	• SCREW,MACH-FIL H 8-32 X 5/16 LG	8	
- 5	25895	• SCREW,MACH-FH 1/4-20 X 3/4 LG	4	
- 6	36109	• NUT,PLAIN,HEX- 1/4-20 X 7/16 FL W	4	
- 7	58207	• SCREW,MACH-UNDRCT BIND HD 8-32 X 1/4 LG	2	
- 8	60646	• WASHER,LOCK-INT TEETH NO. 8 X 0.340 OD	9	
- 9	76574	• WASHER,LOCK-EXT T .256 ID .478 OD	1	
- 10	186759	• SCREW,MACH-BIND HD 8-32 X 5/16 LG	1	
- 11	186943	• SHIELD- 10 POSITION	1	
- 12	207212	• BRACKET-TERMINAL BLOCK MOUNTING	1	
- 13	207215	• BRACKET-CHANNEL SUPPORT	1	
- 14	207230	• CHANNEL- 250W FERRO RESONANT REG	1	
- 15	207236	• CHASSIS- 250W FERRO RESONANT REG	1	
- 16	207242	• MARKER STRIP- 10 POS NOS. 1 THRU 10	1	
- 17	208932	• REGULATOR,FERRO RESONANT 250W 60 CYCLE	1	
- 18	209483	• STUD,MOUNTING- 6-32 X 9/16 LG	1	
- 19	209484	• STUD,SHD MTG- 8-32 X 9/16 LG	3	
- 20	210984	• SCREW, RD HD MACH-6-32 X .250 LG	1	
- 21	356742	• CLAMP,LOOP- 0.250 ID 0.177 DIA MTG HOLE	1	
- 22	511592	• TERMINAL BOARD-10 SCREW W/FTHRU TERM LUG	1	

FOR PARTS NOT SHOWN  
SEE FIG. 23 SHEET 1  
AND FIG. 24 SHEET 1

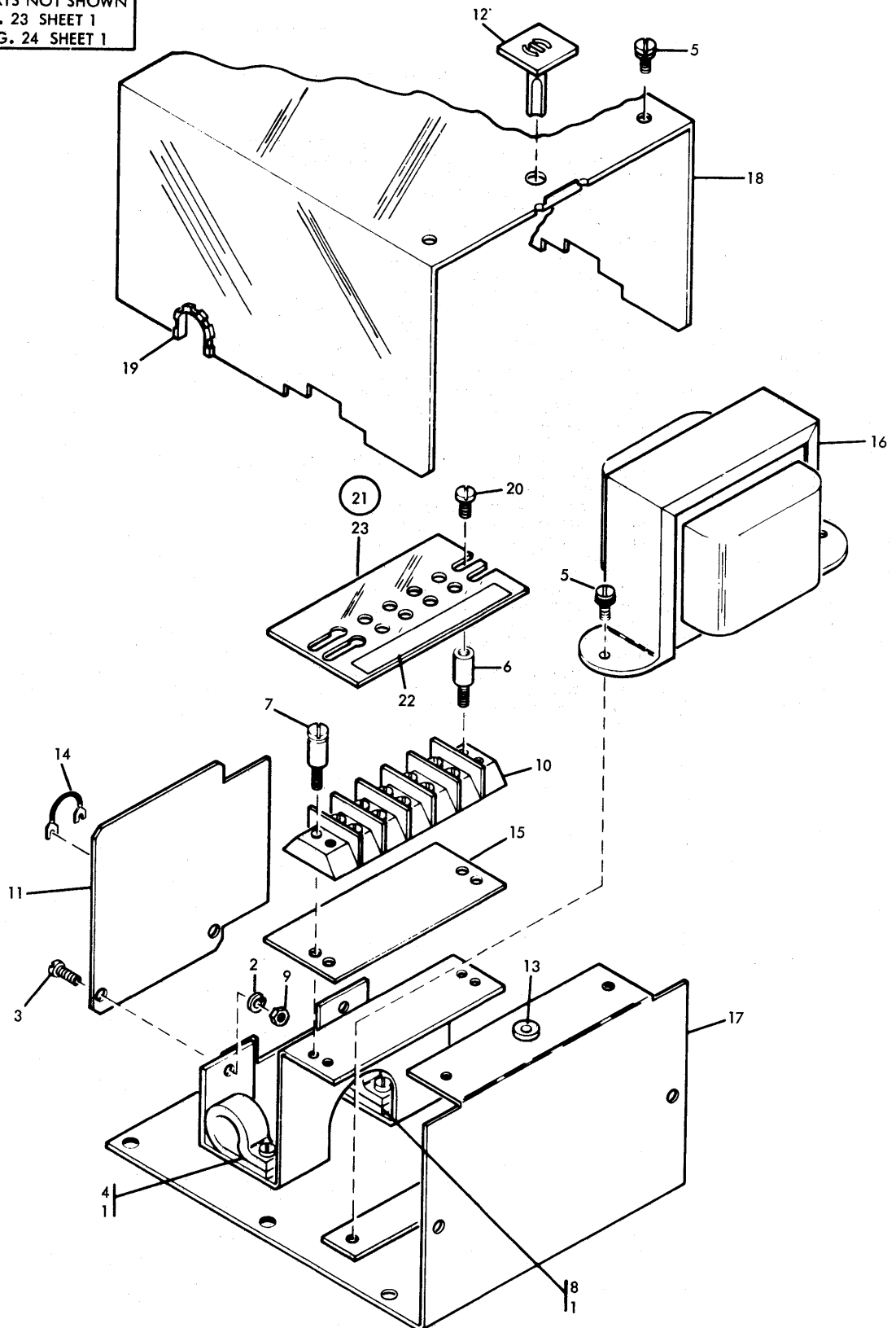


FIGURE 32. METER POWER PAC ASSEMBLY. SEE LIST 32.

LIST AND INDEX NO.	PART NO.	DESCRIPTION	UNITS PER ASM.	USABLE ON CODE
		1 2 3 4		
		METER POWER PAC ASSEMBLY		
32 -		CODE A USED ON METER POWER PAC-60 CYCLE		
-	740540	CODE B USED ON METER POWER PAC-50 CYCLE	REF	A
		METER POWER PAC ASSEMBLY-60 CY		
		SEE FIG. 23-288 AND 24-251		
		NEXT HIGHER ASSEMBLY		
		AND FIG. 32 FOR ILLUSTRATION		
-	740609	METER POWER PAC ASSEMBLY-50 CY	REF	B
		SEE FIG. 23-288 AND 24-251		
		NEXT HIGHER ASSEMBLY		
		AND FIG. 32 FOR ILLUSTRATION		
- 1	10170	• SCREW-MACH,BIND HD NO. 6-32 X .250 LG	2	
- 2	56722	• WASHER,LOCK-EXT T .141 ID	1	
- 3	81693	• SCREW,MACH-BIND HD 6-32 X 3/8 LG	2	
- 4	104294	• CLAMP-CABLE	1	
- 5	170202	• SCREW W/SPRING LOCKWASHER-6-32 X .188 LG	5	
- 6	210883	• STUD-SHIELD MTG,TAPPED,NO. 6-32	1	
- 7	210884	• STUD-SHIELD MTG,NO. 6-32	3	
- 8	216362	• CLAMP-CABLE	1	
- 9	257187	• NUT-HEX,NO. 6-32	1	
- 10	317310	• TERMINAL BOARD- 5 DBL SCREW TERMINALS	1	
- 11	372688	• CARD ASM-TSTR,METER	1	
- 12	740489	• RETAINER-COVER	1	
		PART OF METER PACKAGE GROUP		
- 13	740491	• CLIP-TUBULAR,PERMANENT LOCK	1	
- 14	740550	• JUMPER ASSEMBLY	AR	
		SEE LIST 43 FOR COMPONENT PARTS		
- 15	740554	• STRIP-MARKER,5 POSITION	1	
- 16	740560	• TRANSFORMER ASM-POWER PAC-60 CY	1	A
- 16	740562	• TRANSFORMER ASM-POWER PAC-50 CY	1	B
- 17	740563	• BASE-METER POWER PAC	1	
- 18	740564	• COVER-METER POWER PAC	1	
- 19	740571	• GROMMET	2	
- 20	740606	• SCREW-BIND HD, NO. 6-32 X .250 LG	1	
- 21	741129	• SHIELD ASSEMBLY	1	
- 22	124943	• LABEL-HAZARDOUS AREA	1	
- 23	474644	• SHIELD	1	

FOR PARTS NOT SHOWN  
SEE FIG. 24 SHEET 2

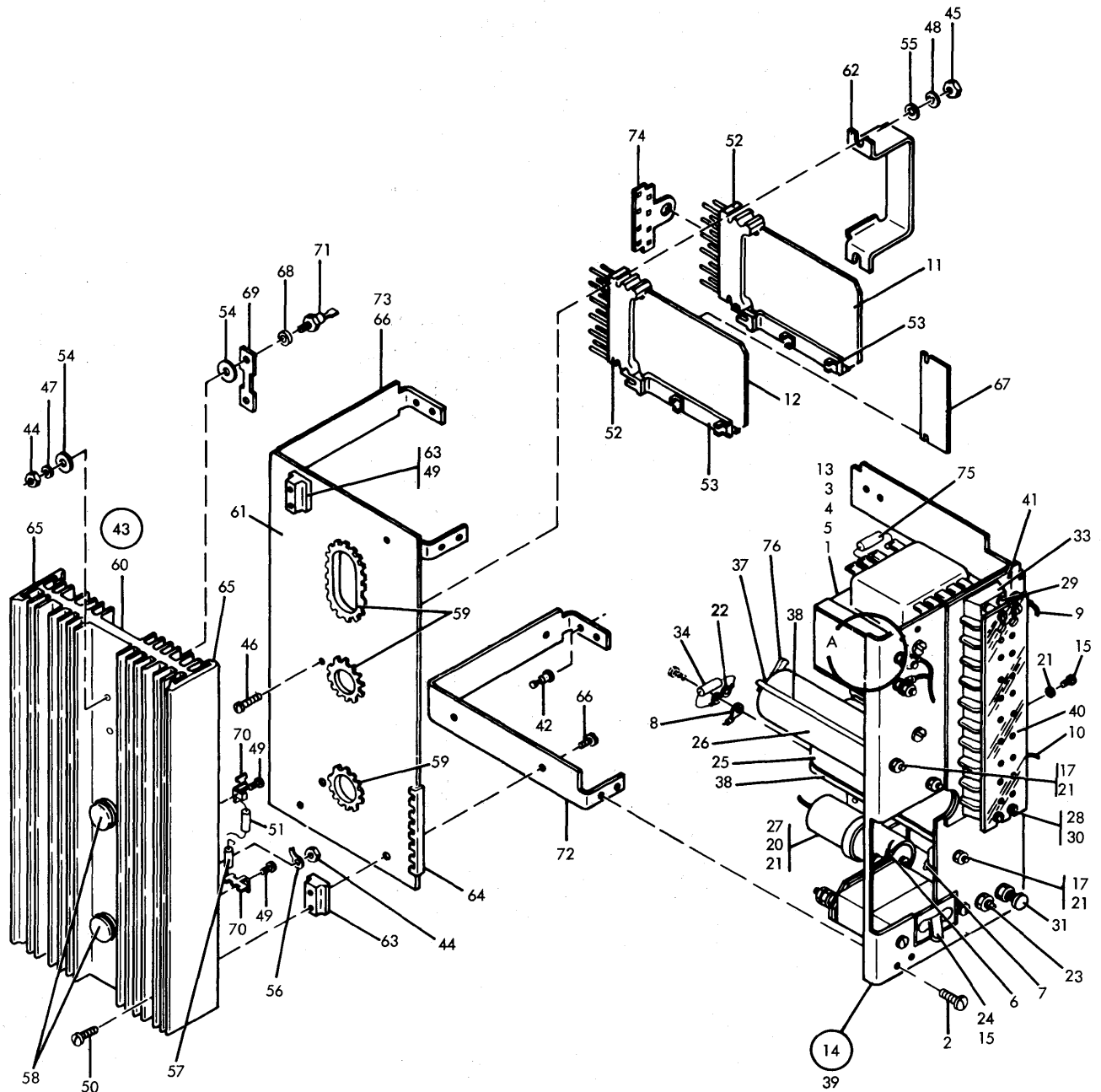
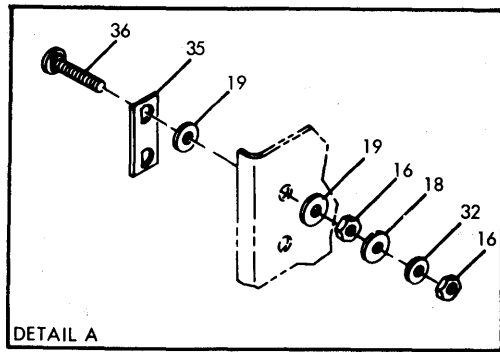


FIGURE 33. 1442-3 POWER SUPPLY ASSEMBLY. SEE LIST 33.

LIST AND INDEX NO.	PART NO.	DESCRIPTION	UNITS PER ASM.	USABLE ON CODE
		1 2 3 4		
		1442-3 POWER SUPPLY ASSEMBLY		
33 -	442540	POWER SUPPLY ASM- 12VDC AT 4 AMP 50' CY SEE FIG. 24-248 FOR NEXT HIGHER ASM AND FIG. 33 FOR ILLUSTRATION	REF	
- 1	11598	. NUT PLAIN HEX 10/32	4	
- 2	28413	. SCREW, MACH-BIND HD 10-32 X 5/16 LG	8	
- 3	32617	. SCREW, MACH BD HD 10-32 NF X .4375 LG	4	
- 4	47242	. WASHER, FL-NO. 12 X 1/2 OD X 0.062 THK	4	
- 5	56121	. WASHER, LOCK-INT TEETH NO. 10 X 0.381 OD	4	
- 6	334910	. TERMINAL-RING, 14-16 AWG, #6 HOLE, INS	1	
- 7	334921	. TERMINAL-RING, 18-22 AWG, #6 HOLE, INS	1	
- 8	334932	. TERMINAL-RING, 18-22 AWG, #10 HOLE, INS	5	
- 9	359695	. TERMINAL-RING, 14-16 AWG, #10 HOLE, INS	9	
- 10	360370	. TERMINAL-RING, 14-16 AWG, #10 HOLE, INS	2	
- 11	370576	. CARD ASSEMBLY, YGB SMS	1	
- 12	370610	. CARD ASSY	AR	
- 12	370613	. CARD ASSY	AR	
- 13	441160	. TRANSFORMER, ISOLATION	1	
- 14	473494	. POWER SUPPLY SUBASSY	1	
- 15	10170	. . SCREW-MACH, BIND HD NO. 6-32 X .250 LG	3	
- 16	11891	. . NUT, PLAIN, HEX- 10-32 X 3/8 FL W BRS	4	
- 17	38051	. . NUT, 6-32	6	
- 18	45690	. . WASHER, FL - NO.10 X 7/16 OD X 1/32 THK	2	
- 19	45697	. . WASHER, FLAT 17/32 OD X 0.016 THK	4	
- 20	55726	. . SCREW, MACH-BIND HD 6-32 X .188 LG	1	
- 21	62031	. . WASHER, LOCK-INT TEETH NO. 6 X 0.295 OD	6	
- 22	94856	. . TERMINAL LUG	2	
- 23	207340	. . RESISTOR, VAR-COMP 250 OHMS P/M 10% 1/2W	1	
- 24	207348	. . CIRCUIT BREAKER- 1 POLE 60V DC 6 AMP	1	
- 25	208221	. . CAPACITOR, FXD, ELECT- 11000UF P100M10%19V	1	
- 26	208228	. . CAPACITOR, FXD, ELECT- 5500 UF 19V	1	
- 27	208229	. . CAPACITOR, FXD, ELECT- 700 UF P100M10% 15V	1	
- 28	209483	. . STUD, MOUNTING- 6-32 X 9/16 LG	1	
- 29	209484	. . STUD, SHD MTG- 8-32 X 9/16 LG	3	
- 30	210984	. . SCREW, RD HD MACH-6-32 X .250 LG	1	
- 31	220914	. . CIRCUIT BREAKER- 1P 120VAC30VDC 1-1/2AMP	1	
- 32	257354	. . WASHER, NM- 0.195 ID 5/16 OD 0.062 THK	2	
- 33	323844	. . BLOCK, TERMINAL 9 POSITION	1	
- 34	440514	. . RESISTOR, FXD WW 150 OHM P/M 5 PCT 5W	1	
- 35	473382	. . INSULATOR	1	
- 36	473402	. . STUD - TERMINAL	2	
- 37	473412	. . INSULATOR, CAPACITOR CLAMP	4	
- 38	473422	. . CLAMP, CAPACITOR	4	
- 39	473497	. . PLATE	1	
- 40	473545	. . SHIELD, 9 POSITION	1	
- 41	512583	. . INSULATOR	1	
- 42	533534	. . TERMINAL	1	
- 43	473495	. . HEAT SINK SUBASSY	1	
- 44	11891	. . NUT, PLAIN, HEX- 10-32 X 3/8 FL W BRS	4	
- 45	38051	. . NUT, 6-32	2	
- 46	38235	. . SCREW MACH 6/32 X .310 LG	2	
- 47	45690	. . WASHER, FL - NO.10 X 7/16 OD X 1/32 THK	2	
- 48	62031	. . WASHER, LOCK-INT TEETH NO. 6 X 0.295 OD	2	
- 49	70078	. . SCREW, THD FORMING-BIND HD	2	
- 50	79779	. . SCREW, THD CTG-BIND HD NO. 6 X 3/4 LG	4	
- 51	207324	. . RESISTOR, FXD, WW- 0.1 OHM P/M 5% 5W	2	
- 52	216076	. . CARD RECEPTACLE ASM - 1 POS	2	
- 53	216206	. . GUIDE-SINGLE CARD LONG	2	
- 54	217019	. . WASHER, INSULATING	4	
- 55	257986	. . WASHER, FLAT NO. 6	2	
- 56	316996	. . TERMINAL, LUG-NONINS 9AWG NO. 8 MTG HOLE	1	
- 57	335138	. . RESISTOR, FXD COMP, 200 OHMS 5% 2W	1	
- 58	369214	. . TRANSISTOR, TYPE 108	2	
- 59	473442	. . GROMMET - CATERPILLAR	AR	
- 60	473498	. . SINK, HEAT	1	
- 61	473499	. . COVER	1	
- 62	473530	. . BRACKET	1	
- 63	473531	. . INSULATOR	4	
- 64	473533	. . GROMMET	AR	
- 65	473536	. . AIR SEAL	1	
- 66	473544	. . SCREW, BINDING HEAD SELF TAP NO 6 1/2 IN	4	
- 67	473547	. . SPACER, 1 X 2 3/8 IN .12 IN THICK	1	
- 68	473582	. . INSULATOR	2	



LIST AND INDEX NO.	PART NO.	DESCRIPTION	UNITS PER ASM.	USABLE ON CODE
		1 2 3 4		
33 - 69	478043	1442-3 POWER SUPPLY ASSEMBLY -CONT	1	
- 70	478045	• • JUMPER - PLATE	2	
- 71	598479	SEE LIST 43 FOR COMPONENT PARTS	2	
- 72	730175	• • TERMINAL - SOLDER	1	
- 73	730176	• • SEMICONDUCTOR DEVICE-DIODE,150V 10A	1	
- 74	730177	• • BRACKET-UPPER UNIT SUPPORT	2	
- 75	491228	• • BRACKET-LOWER UNIT SUPPORT	1	
- 76	2101326	• • BUSS - RECEPTACLE - 8 POSITION	1	
		• CAPACITOR .010 UF 10%	4	
		• TERMINAL-CLIP,BARREL NO.12-10 WIRE INSUL		

FOR PARTS NOT SHOWN  
SEE FIG. 24 SHEET 2

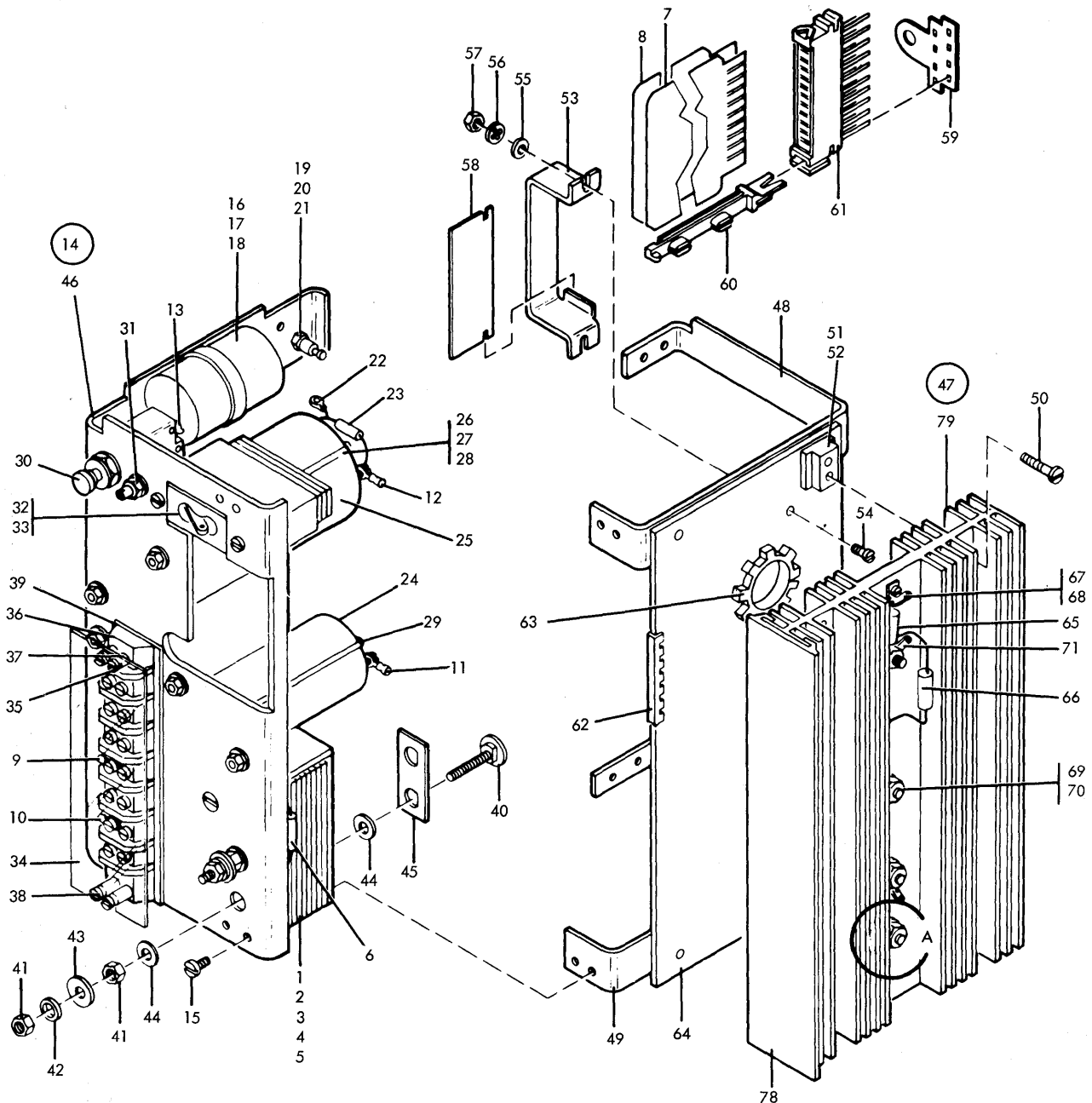
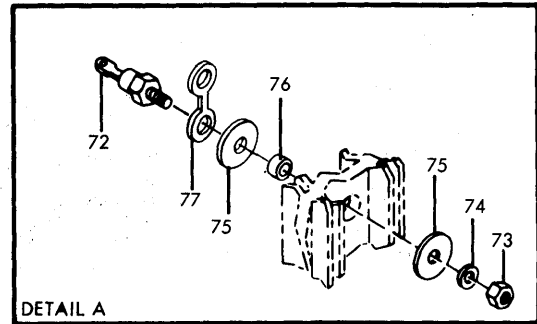


FIGURE 34. 1442-3 12 VOLT AT 2 AMP POWER SUPPLY ASSEMBLY-50 CY. SEE LIST 34.

LIST AND INDEX NO.	PART NO.	DESCRIPTION	UNITS PER ASM.	USABLE ON CODE
		1 2 3 4		
		1442-3 12V AT 2 AMP PWR SUPP ASM-50 CY		
34 -	473490	12 VOLT @ 2 AMP POWER SUPPLY ASM-50 CY SEE FIG. 24-248 FOR NEXT HIGHER ASM AND FIG. 34 FOR ILLUSTRATION	REF	
- 1	208183	• TRANSFORMER,PWR- 3 PRIM 136V 2 SEC 16.24	1	
- 2	32617	• SCREW, MACH BD HD 10-32 NF X .4375 LG	4	
- 3	47242	• WASHER,FL-NO. 12 X 1/2 OD X 0.062 THK	4	
- 4	56121	• WASHER,LOCK-INT TEETH NO. 10 X 0.381 OD	4	
- 5	11598	• NUT PLAIN HEX 10/32	4	
- 6	491228	• CAPACITOR .010 UF 10%	1	
- 7	370610	• CARD ASSY	1	
- 7	370613	• CARD ASSY	1	
- 8	370576	• CARD ASSEMBLY, YGB SMS	1	
- 9	360370	• TERMINAL-RING,14-16 AWG,#10 HOLE,INS	1	
- 10	359695	• TERMINAL-RING,14-16 AWG,#10 HOLE,INS	1	
- 11	334921	• TERMINAL-RING,18-22 AWG,#6 HOLE,INS	2	
- 12	334932	• TERMINAL-RING,18-22 AWG,#10 HOLE,INS	13	
- 13	94856	• TERMINAL LUG	1	
- 14	473494	• POWER SUPPLY SUBASSY	1	
- 15	28413	• SCREW,MACH-BIND HD 10-32 X 5/16 LG	8	
- 16	208229	• • CAPACITOR,FXD,ELECT- 700 UF P100M10% 15V	1	
- 17	55726	• • SCREW,MACH-BIND HD 6-32 X .188 LG	1	
- 18	62031	• • WASHER,LOCK-INT TEETH NO. 6 X 0.295 OD	1	
- 19	533534	• • TERMINAL	1	
- 20	10170	• • SCREW-MACH,BIND HD NO. 6-32 X .250 LG	1	
- 21	62031	• • WASHER,LOCK-INT TEETH NO. 6 X 0.295 OD	1	
- 22	94856	• • TERMINAL LUG	2	
- 23	440514	• • RESISTOR,FXD WW 150 OHM P/M 5 PCT 5W	1	
- 24	208228	• • CAPACITOR,FXD,ELECT- 5500 UF 19V	1	
- 25	208221	• • CAPACITOR,FXD,ELECT- 11000UF P100M10%19V	1	
- 26	473543	• • CLAMP ASM-CAPACITOR	AR	
- 26	5247112	• • CLAMP,CAPACITOR	AR	
- 27	5213365	• • NUT, ACORN-6-32 NC 2B	4	
- 28	62031	• • WASHER,LOCK-INT TEETH NO. 6 X 0.295 OD	4	
- 29	473412	• • INSULATOR,CAPACITOR CLAMP	4	
- 30	220914	• • CIRCUIT BREAKER- 1P 120VAC30VDC 1-1/2AMP	1	
- 31	207340	• • RESISTOR,VAP-COMP 250 OHMS P/M 10% 1/2W	1	
- 32	207348	• • CIRCUIT BREAKER- 1 POLE 60V DC 6 AMP	1	
- 33	10170	• • SCREW-MACH,BIND HD NO. 6-32 X .250 LG	2	
- 34	473545	• • SHIELD,9 POSITION	1	
- 35	210984	• • SCREW, RD HD MACH 6-32 X .250 LG	1	
- 36	323844	• • BLOCK,TERMINAL 9 POSITION	1	
- 37	209483	• • STUD,MOUNTING- 6-32 X 9/16 LG	1	
- 38	209484	• • STUD,SHD MTG- 8-32 X 9/16 LG	3	
- 39	512583	• • INSULATOR	1	
- 40	473402	• • STUD - TERMINAL	2	
- 41	11891	• • NUT,PLAIN,HEX- 10-32 X 3/8 FL W BRS	4	
- 42	257354	• • WASHER,NM- 0.195 ID 5/16 OD 0.062 THK	2	
- 43	45690	• • WASHER, FL - NO.10 X 7/16 OD X 1/32 THK	2	
- 44	45697	• • WASHER,FLAT 17/32 OD X 0.016 THK	4	
- 45	473382	• • INSULATOR	1	
- 46	473497	• • PLATE	1	
- 47	473495	• • HEAT SINK SUBASSY	1	
- 48	730175	• • BRACKET-UPPER UNIT SUPPORT	1	
- 49	730176	• • BRACKET-LOWER UNIT SUPPORT	1	
- 50	473544	• • SCREW,BINDING HEAD SELF TAP NO 6 1/2 IN	4	
- 51	473531	• • INSULATOR	4	
- 52	79779	• • SCREW,THD CTG-RIND HD NO. 6 X 3/4 LG	4	
- 53	473530	• • BRACKET	1	
- 54	38235	• • SCREW MACH 6/32 X .310 LG	2	
- 55	257986	• • WASHER,FLAT NO. 6	2	
- 56	62031	• • WASHER,LOCK-INT TEETH NO. 6 X 0.295 OD	2	

LIST AND INDEX NO.	PART NO.	DESCRIPTION	UNITS PER ASM.	USABLE ON CODE
		1 2 3 4		
		1442-3 12V AT 2 AMP PWR SUPP ASM-50 CY -CONT		
34 - 57	38051	. . NUT,6-32		2
- 58	473547	. . SPACER,1 X 2 3/8 IN .12 IN THICK	ATT PT	1
- 59	730177	. . BUSS - RECEPTACLE - 8 POSITION		2
- 60	216206	. . GUIDE-SINGLE CARD LONG		2
- 61	216076	. . CARD RECEPTACLE ASM - 1 POS		2
- 62	473533	. . GROMMET	AR	AR
- 63	473442	. . GROMMET - CATERPILLAR	AR	AR
- 64	473449	. . COVER, AIR SEAL		1
- 65	335138	. . RESISTOR,FXD COMP,200 OHMS 5% 2W		1
- 66	207324	. . RESISTOR,FXD,WW- 0.1 OHM P/M 5% 5W		2
- 67	478045	. . TERMINAL - SOLDER		2
- 68	70078	. . SCREW,THD FORMING-BIND HD	ATT PT	2
- 69	369214	. . TRANSISTOR,TYPE 108		2
- 70	11891	. . NUT,PLAIN,HEX- 10-32 X 3/8 FL W BRS	ATT PT	2
- 71	316996	. . TERMINAL,LUG-NONINS 9AWG NO. 8 MTG HOLE		1
- 72	216197	. . RECTIFIER,SILICON-ALLOY	AR	AR
- 72	598479	. . SEMICONDUCTOR DEVICE-DIODE,150V 10A	AR	AR
- 73	11891	. . NUT,PLAIN,HEX- 10-32 X 3/8 FL W BRS	ATT PT	2
- 74	45690	. . WASHER, FL - NO.10 X 7/16 OD X 1/32 THK	ATT PT	2
- 75	217019	. . WASHER, INSULATING	ATT PT	4
- 76	473582	. . INSULATOR		2
- 77	478043	. . JUMPER - PLATE		1
- 78	473536	. . AIR SEAL	AR	AR
- 79	473498	. . SINK,HEAT		1

FOR PARTS NOT SHOWN  
SEE FIG. 24 SHEET 2

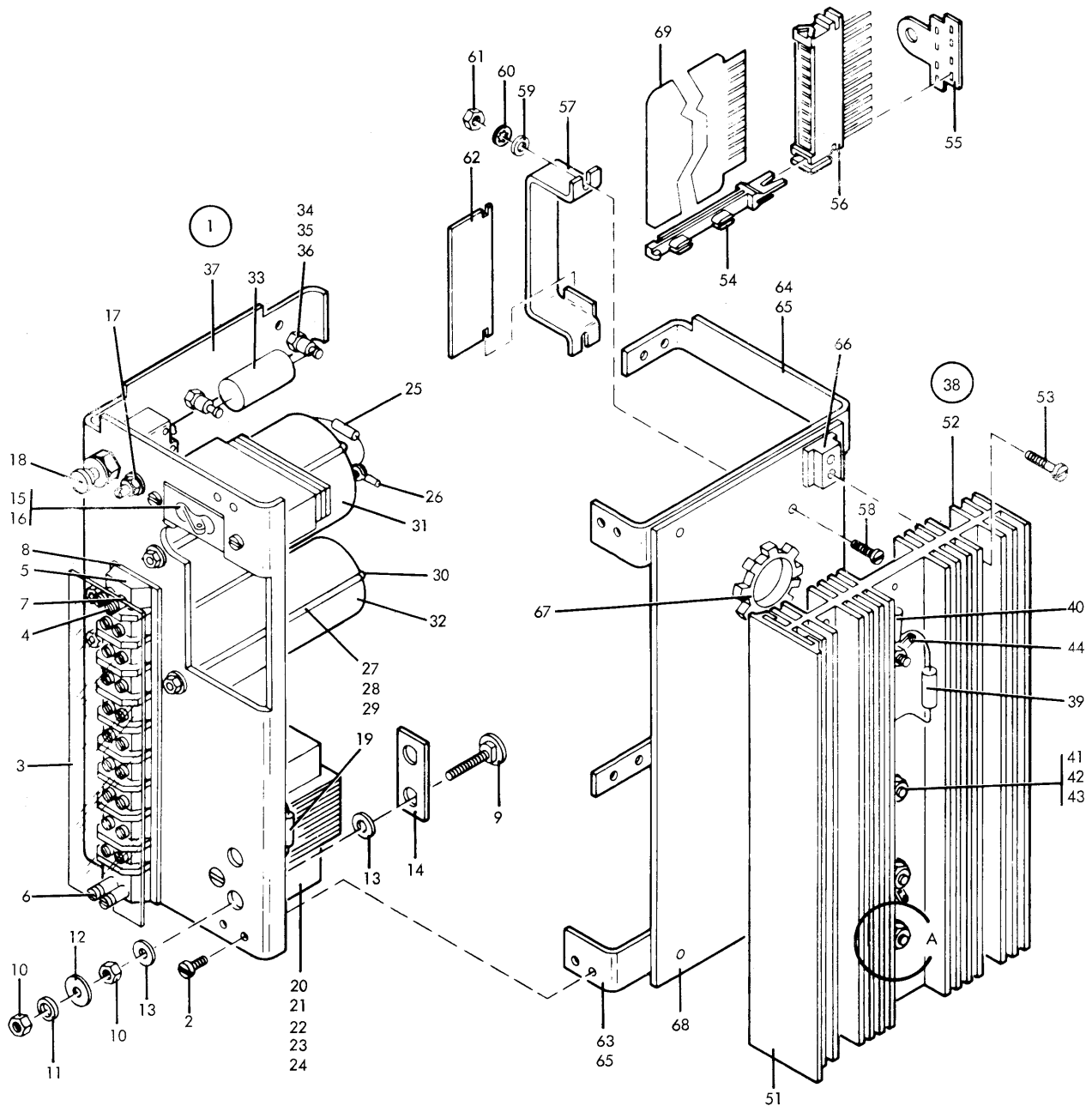
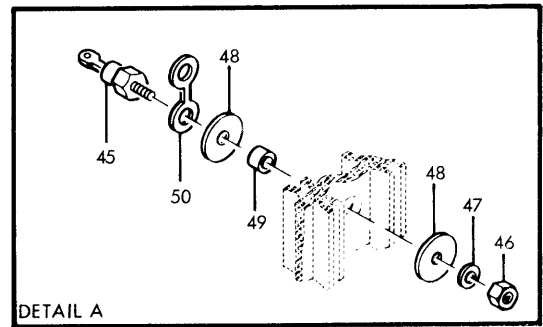


FIGURE 35. 1442-2 12 VOLT AT 2 AMP POWER SUPPLY ASSEMBLY-50 CY. SEE LIST 35.

LIST AND INDEX NO.	PART NO.	DESCRIPTION	UNITS PER ASM.	USABLE ON CODE
		1 2 3 4		
		1442-3 12 V AT 2 AMP PWR SUPP ASM-50 CY		
35 -	473480	12 VOLT @ 2 AMP POWER SUPPLY ASM-50. CY SEE FIG. 24-247 FOR NEXT HIGHER ASM AND FIG. 35 FOR ILLUSTRATION	REF	
- 1	473484	. PLATE SUBASSEMBLY, COMPONENT	1	
- 2	28413	. SCREW, MACH-BIND HD 10-32 X 5/16 LG	8	
- 3	473545	. SHIELD, 9 POSITION	1	
- 4	210984	. SCREW, RD HD MACH-6-32 X .250 LG	1	
- 5	323844	. BLOCK, TERMINAL 9 POSITION	1	
- 6	209484	. STUD, SHD MTG- 8-32 X 9/16 LG	3	
- 7	209483	. STUD, MOUNTING- 6-32 X 9/16 LG	1	
- 8	512583	. INSULATOR	1	
- 9	473402	. STUD - TERMINAL	2	
- 10	11891	. NUT, PLAIN, HEX- 10-32 X 3/8 FL W BRS	4	
- 11	257354	. WASHER, NM- 0.195 ID 5/16 OD 0.062 THK	2	
- 12	45690	. WASHER, FL - NO.10 X 7/16 OD X 1/32 THK	2	
- 13	45697	. WASHER, FLAT 17/32 OD X 0.016 THK	4	
- 14	473392	. INSULATOR	1	
- 15	208299	. CIRCUIT BREAKER	1	
- 16	10170	. SCREW-MACH, BIND HD NO. 6-32 X .250 LG	2	
- 17	207340	. RESISTOR, VAR-COMP 250 OHMS P/M 10% 1/2W	1	
- 18	220912	. CIRCUIT BREAKER- 1P 120VAC 30VDC 3/4 AMP	1	
- 19	491228	. CAPACITOR .010 UF 10%	1	
- 20	473586	. TRANSFORMER	1	
- 21	186758	. SCREW, MACH-BIND HD 8-32 X 7/16 LG	2	
- 22	22478	. WASHER, FL- 0.170 ID 0.375 OD 0.032 THK	2	
- 23	60646	. WASHER, LOCK-INT TEETH NO. 8 X 0.340 OD	2	
- 24	257189	. NUT - HEX-8-32UNC THD	2	
- 25	513799	. RESISTOR, FXD COMP, 270 OHMS 5% 2W	1	
- 26	94856	. TERMINAL LUG	2	
- 27	473543	. CLAMP ASM-CAPACITOR	AR	
- 27	5247112	. CLAMP, CAPACITOR	AR	
- 28	5213369	. NUT, ACORN-6-32 NC 2B	4	
- 29	62031	. WASHER, LOCK-INT TEETH NO. 6 X 0.295 OD	4	
- 30	473412	. INSULATOR, CAPACITOR CLAMP	4	
- 31	501544	. CAPACITOR, FXD, ELECT- 10000UF P100M10%25V	1	
- 32	208230	. CAPACITOR, FXD, ELECT- 7000 UF 13V	1	
- 33	207310	. CAPACITOR, FXD, ELECT- 100 UF P100M10% 25V	1	
- 34	533534	. TERMINAL	2	
- 35	10170	. SCREW-MACH, BIND HD NO. 6-32 X .250 LG	2	
- 36	62031	. WASHER, LOCK-INT TEETH NO. 6 X 0.295 OD	2	
- 37	473487	. PLATE	1	
- 38	473485	. HEATSINK	1	
- 39	207324	. RESISTOR, FXD, WW- 0.1 OHM P/M 5% 5W	1	
- 40	335138	. RESISTOR, FXD COMP, 200 OHMS 5% 2W	1	
- 41	369214	. TRANSISTOR, TYPE 108	1	
- 42	219423	. TUBE, RUBBER- 0.085 ID X 0.120 OD X 2 LG	AR	
- 43	11891	. NUT, PLAIN, HEX- 10-32 X 3/8 FL W BRS	1	
- 44	316996	. TERMINAL, LUG-NONINS 9AWG NO. 8 MTG HOLE	1	
- 45	216197	. RECTIFIER, SILICON-ALLOY	AR	
- 45	598479	. SEMICONDUCTOR DEVICE-DIODE, 150V 10A	AR	
- 46	11891	. NUT, PLAIN, HEX- 10-32 X 3/8 FL W BRS	2	
- 47	45690	. WASHER, FL - NO.10 X 7/16 OD X 1/32 THK	2	
- 48	217019	. WASHER, INSULATING	4	
- 49	473582	. INSULATOR	2	
- 50	316996	. TERMINAL, LUG-NONINS 9AWG NO. 8 MTG HOLE	1	
- 51	473536	. AIR SEAL	AR	
- 52	473488	. HEATSINK	1	
- 53	79779	. SCREW, THD CTG-BIND HD NO. 6 X 3/4 LG	4	
- 54	216206	. GUIDE-SINGLE CARD LONG	2	
- 55	730177	. BUSS - RECEPTACLE - 8 POSITION	2	
- 56	216076	. CARD RECEPTACLE ASM - 1 POS	2	
- 57	473530	. BRACKET	1	
- 58	38235	. SCREW MACH 6/32 X .310 LG	2	
- 59	257986	. WASHER, FLAT NO. 6	2	
- 60	62031	. WASHER, LOCK-INT TEETH NO. 6 X 0.295 OD	2	
- 61	38051	. NUT, 6-32	2	
- 62	473547	. SPACER, 1 X 2 3/8 IN .12 IN THICK	1	
- 63	730176	. BRACKET-LOWER UNIT SUPPORT	1	
- 64	730175	. BRACKET-UPPER UNIT SUPPORT	1	
- 65	473544	. SCREW, BINDING HEAD SELF TAP NO 6 1/2 IN	4	
- 66	473531	. INSULATOR	4	
- 67	473533	. GROMMET	1	
- 68	473489	. COVER	1	
- 69	370610	. CARD ASSY	1	
- 69	370576	. CARD ASSEMBLY, YGB SMS	1	

FOR PARTS NOT SHOWN  
SEE FIG. 24 SHEET 2

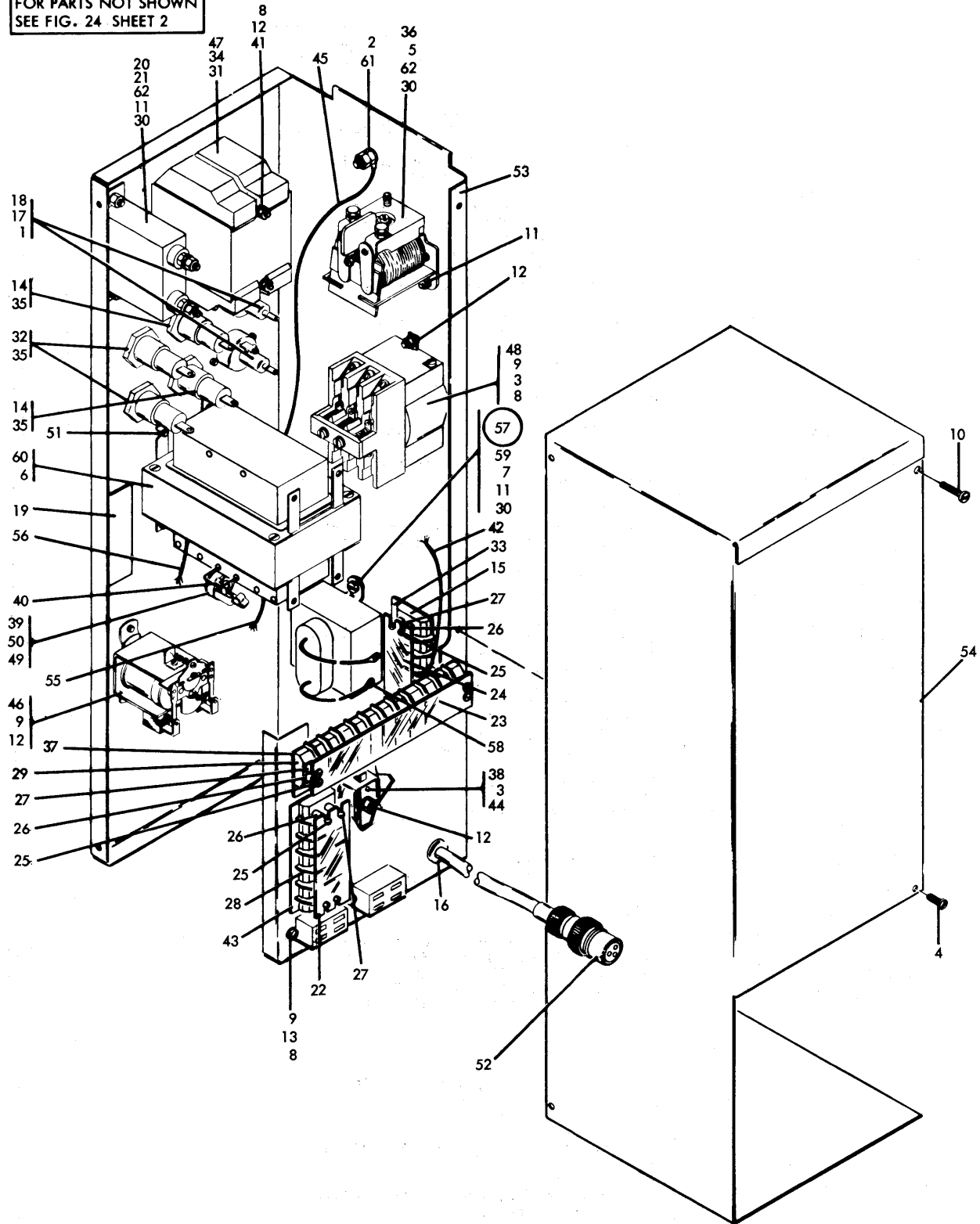


FIGURE 36. 1442-3 CONTROL UNIT ASSEMBLY. SEE LIST 36.

LIST AND INDEX NO.	PART NO.	DESCRIPTION	UNITS PER ASM.	USABLE ON CODE
		1 2 3 4		
		1442-3 CONTROL UNIT ASSEMBLY		
36 -		CODE A USED ON 1442-3 CONTROL UNIT-60 CY		
-		CODE B USED ON 1442-3 CONTROL UNIT-50 CY		
-	630045	AC CONTROL UNIT- 60 CYCLE	REF	A
		SEE FIG. 24-249 FOR NEXT HIGHER ASM		
		AND FIG. 36 FOR ILLUSTRATION		
-	630098	AC CONTROL UNIT- 50 CYCLE	REF	B
		SEE FIG. 24-249 FOR NEXT HIGHER ASM		
		AND FIG. 36 FOR ILLUSTRATION		
- 1	337	. SCREW,MACH-FIL H 8-32 X 3/8 LG	4	
- 2	5677	. SCREW,MACH-BIND HD 10-32 X 3/4 LG	1	
- 3	6364	. WASHER,LOCK-SPLIT NO. 6 X 1/4 OD	3	
- 4	10170	. SCREW-MACH,BIND HD NO. 6-32 X .250 LG	1	
- 5	25627	. SCREW,MACH-BIND HD 8-32 X 1/2 LG	4	
- 6	32042	. SCREW, MACH BIND. HD 10-32 X 3/8 LG.	4	
- 7	34512	. SCREW,BIND.HD 8-32 X .375 LG	2	
- 8	38051	. NUT,6-32	8	
- 9	38235	. SCREW MACH 6/32 X .310 LG	8	
- 10	55726	. SCREW,MACH-BIND HD 6-32 X .188 LG	3	
- 11	55901	. LOCKWASHER, EXTERNAL TOOTH	9	
- 12	56722	. WASHER,LOCK-EXT T .141 ID	7	
- 13	62031	. WASHER,LOCK-INT TEETH NO. 6 X 0.295 OD	4	
- 14	78999	. FUSE	2	
- 15	91469	. TERMINAL BOARD- 4 DBL SCREW TERMINALS	1	
- 16	92748	. GROMMET, STRAIN RELIEF-7/8	1	
- 17	104615	. FUSEHOLDER	2	
- 18	107664	. FUSE - F10,F15 - 3.2 AMP	2	
- 19	138755	. DECAL,INST-LINE V PRESENT W/MACH PWR OFF	5	
- 20	173706	. CAPACITOR RESISTOR- 0.5 UF 47 OHMS	1	
- 21	186759	. SCREW,MACH-BIND HD 8-32 X 5/16 LG	2	
- 22	186797	. SHIELD- 5 POSITION	1	
- 23	186943	. SHIELD- 10 POSITION	1	
- 24	187858	. SHIELD 50 CYCLE	1	
- 25	210984	. SCREW, RD HD MACH-6-32 X .250 LG	3	
- 26	210985	. STUD,EXT-INT 6-32 EXT 8-32 X 0.900 LG OA	3	
- 27	210986	. STUD-SHIELD MOUNTING	9	
- 28	212482	. TERMINAL BOARD- 5 DBL SCREW TERMINALS	1	
- 29	252240	. BLOCK, TERMINAL	1	
- 30	257189	. NUT - HEX-8-32UNC THD	8	
- 31	257986	. WASHER,FLAT NO. 6	2	
- 32	303549	. FUSE,CARTRIDGE-SLOW BLOW 1.0 AMP 250V	2	
- 33	322271	. MARKER STRIP- 4 POS NOS. 1 THRU 4	1	
- 34	322556	. SCREW,MACH-RH 6-32 X 2-1/2 LG	2	
- 35	360882	. FUSEHOLDER- 15 AMP 250V AC	4	
- 36	363416	. RELAY ASM	1	
- 37	363434	. MARKER STRIP- 10 POS NOS. 1 THRU 10	1	
- 38	442976	. RELAY	1	
- 39	480554	. JACK	1	
- 40	491296	. WIRE,AWG NO.20,COPPER-BULK	1	
- 41	510809	. WASHER,FL-NO. 6 X 3/8 OD X 1/32 THK	2	
- 42	510990	. JUMPER	2	
- 43	518635	. STRIP, MARKER	1	
- 44	534705	. SPACER	1	
- 45	552222	. JUMPER ASM-GRN 14 IN. 14AWG 1 LUG EA END	1	
		SEE LIST 43 FOR COMPONENT PARTS		
- 46	552543	. RELAY,ARMATURE-DPDT 115V AC 3 AMP	1	
- 47	553155	. CIRCUIT BREAKER-2 POLE 15 AMP	1	
- 48	588396	. CONTACTOR, MAGNETIC 3 POLE 15 AMP	1	
- 49	588956	. SPACER	1	
- 50	588957	. WASHER	3	
- 51	600560	. WASHER-LOCK	4	
- 52	630041	. CABLE ASM	1	
		SEE LIST 43 FOR COMPONENT PARTS		
- 53	630046	. HOUSING, CONTROL UNIT	1	
- 54	630047	. COVER, CONTROL UNIT	1	
- 55	630045	. CABLE ASSEMBLY	1	
		SEE LIST 43 FOR COMPONENT PARTS		
- 56	630109	. METER POWER CABLE ASM	1	
- 57	630143	. LINE FILTER	1	
- 58	92784	. . TERMINAL-RING,18-20 AWG #8 HOLE,INS	2	
- 59	553400	. . CAPACITOR-PAPER-AC	1	
- 60	801582	. TRANSFORMER	1	
- 60	801633	. TRANSFORMER	1	
- 61	1090034	. NUT,PLAIN,HEX- 10-32 X 5/16 FL W	2	
- 62	1090873	. WASHER-SPLIT LOCK-NO. 8	6	
				A B



FOR PARTS NOT SHOWN  
SEE FIG. 24 SHEET 2

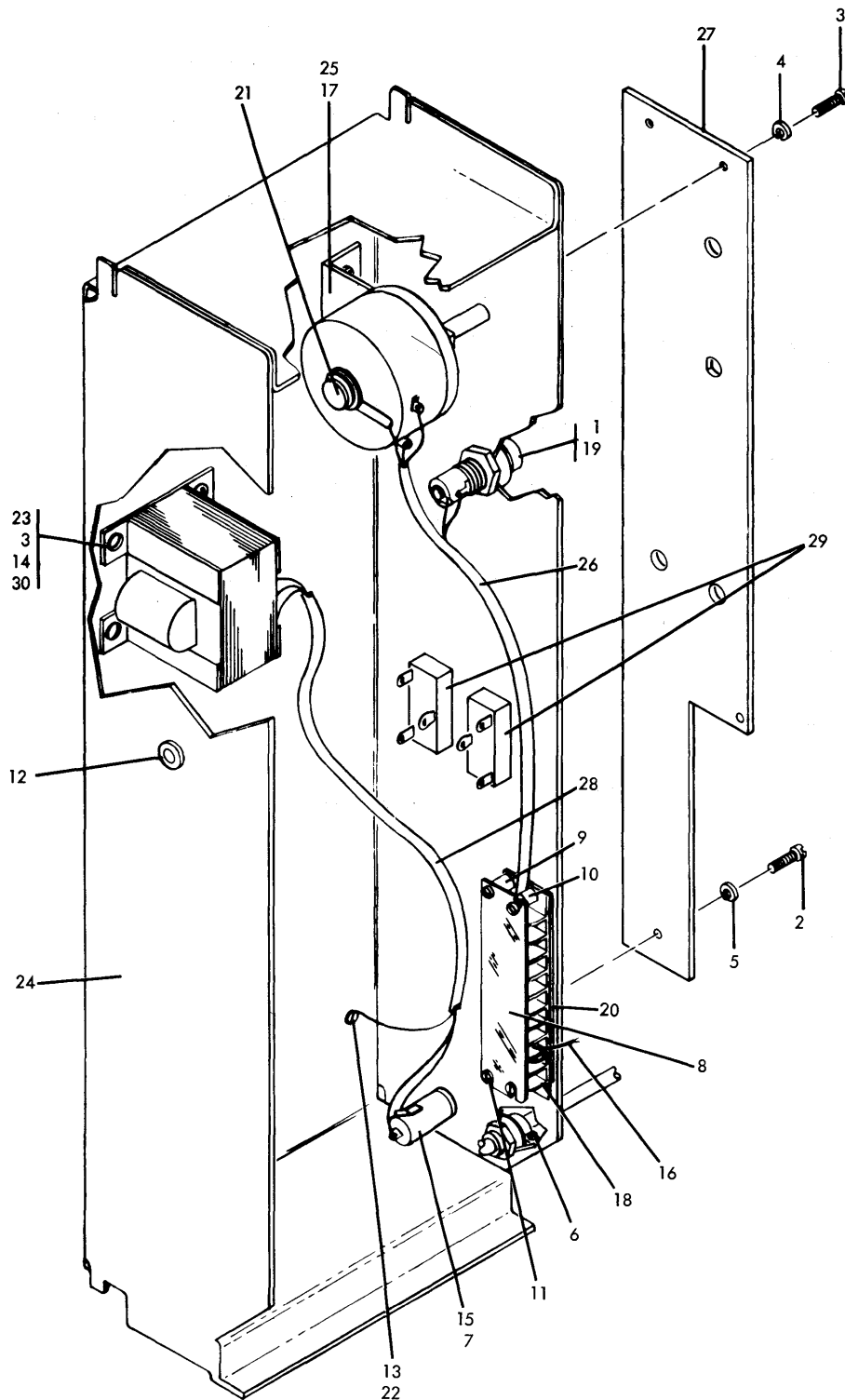


FIGURE 37. 1442-3 4.5 VOLT 4 AMP POWER SUPPLY-FIBER OPTICS. SEE LIST 37.

LIST AND INDEX NO.	PART NO.	DESCRIPTION	UNITS PER ASM.	USABLE ON CODE
		1 2 3 4		
		1442-3 4.5 V 4 AMP PWR SUPP-FIBER OPTICS		
37 -	630147	1.5 VOLT @ 4.0 AMP POWER SUPPLY ASSEMBLY SEE FIG. 24-250 FOR NEXT HIGHER ASM AND FIG. 37 FOR ILLUSTRATION	REF	
- 1	3577	. FUSE, 0.5 AMP	1	
- 2	10170	. SCREW-MACH,BIND HD NO. 6-32 X .250 LG	1	
- 3	34512	. SCREW,BIND.HD 8-32 X .375 LG	7	
- 4	55901	. LOCKWASHER, EXTERNAL TOOTH	5	
- 5	56722	. WASHER,LOCK-EXT T .141 ID	1	
- 6	151598	. OUTLET BOX CONNECTOR	1	
- 7	179946	. HOLDER-FUSE	1	
- 8	186943	. SHIELD- 10 POSITION	1	
- 9	210883	. STUD-SHIELD MTG,TAPPED,NO. 6-32	1	
- 10	210884	. STUD-SHIELD MTG,NO. 6-32	3	
- 11	210984	. SCREW, RD HD MACH-6-32 X .250 LG	1	
- 12	227379	. GROMMET,RUB-FOR 5/8 HOLE X 1/8 PNL	1	
- 13	236849	. SCREW,BINDING HEAD MACHINE	1	
- 14	257189	. NUT - HEX-8-32UNC THD	4	
- 15	261853	. FUSE,CARTRIDGE- 8 AMP 250V	1	
- 16	263686	. JUMPER	5	
- 17	314226	. SCREW,MACH-BIND HD 8-32 X 3/8 LG	2	
- 18	322767	. TERMINAL BOARD- 10 DBL SCREW TERMINALS	1	
- 19	360882	. FUSEHOLDER- 15 AMP 250V AC	1	
- 20	363434	. MARKER STRIP- 10 POS NOS. 1 THRU 10	1	
- 21	364696	. TRANSFORMER,POWERSTAT	1	
- 22	600560	. WASHER-LOCK	2	
- 23	614613	. TRANSFORMER	1	
- 24	626584	. HOUSING	1	
- 25	630054	. BRACKET	1	
- 26	630080	. CABLE ASM	1	
		SEE LIST 43 FOR COMPONENT PARTS		
- 27	630082	. PANEL, FUSE	1	
- 28	630151	. CABLE ASM	1	
		SEE LIST 43 FOR COMPONENT PARTS		
- 29	760656	. SWITCH,TOGGLE,DPDT	2	
- 30	1090873	. WASHER-SPLIT LOCK-NO.8	4	

FOR PARTS NOT SHOWN  
SEE FIG. 24 SHEET 2

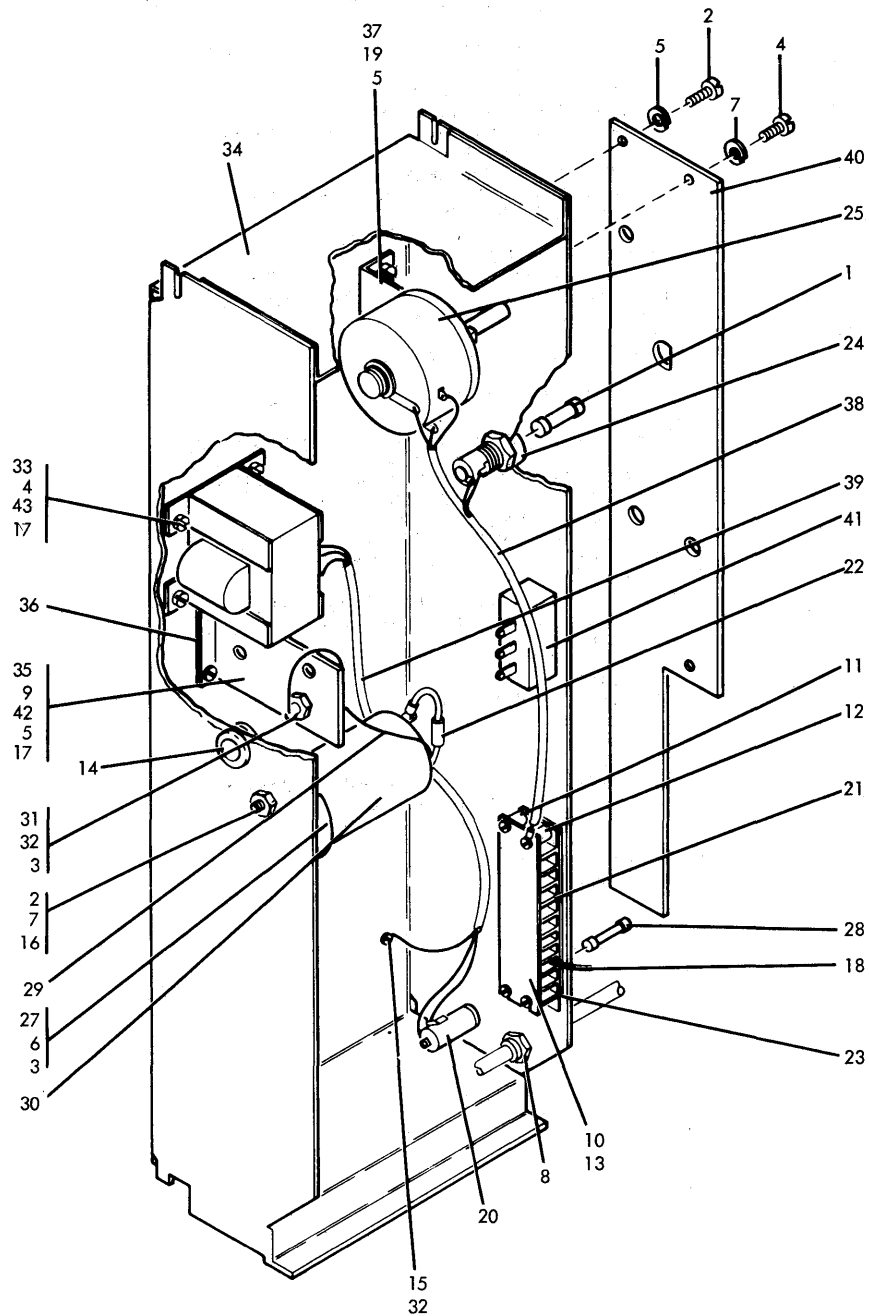
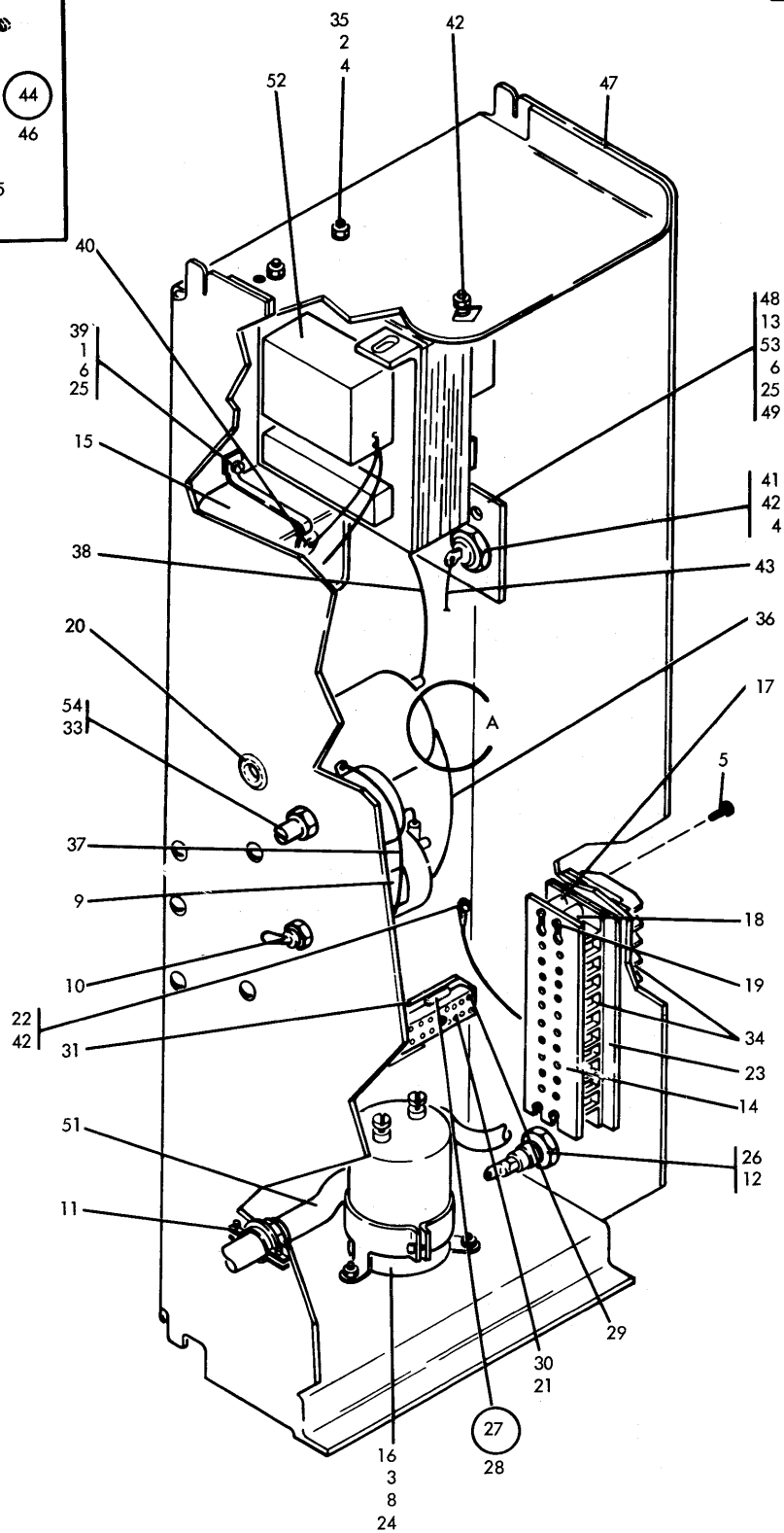
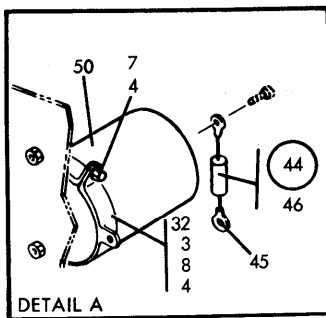


FIGURE 38. 1442-3 2.5 VOLT 5 AMP POWER SUPPLY-PHOTO CELLS. SEE LIST 38.

LIST AND INDEX NO.	PART NO.	DESCRIPTION	UNITS PER ASM.	USABLE ON CODE
		1 2 3 4		
38 -	630043	1442-3 2.5 V 5 AMP PWR SUPP-PHOTO CELLS 2.5 VOLT @ 5 AMP POWER SUPPLY ASSEMBLY SEE FIG. 24-250 FOR NEXT HIGHER ASM AND FIG. 38 FOR ILLUSTRATION	REF	
- 1	3577	. FUSE, 0.5 AMP	1	
- 2	10170	. SCREW-MACH,BIND HD NO. 6-32 X .250 LG	4	
- 3	11598	. NUT PLAIN HEX 10/32	1	
- 4	34512	. SCREW,BIND.HD 8-32 X .375 LG	11	
- 5	55901	. LOCKWASHER, EXTERNAL TOOTH	5	
- 6	55918	. SCREW,MACH-BIND HD 10-32 X 5/8 LG	1	
- 7	56722	. WASHER,LOCK-EXT T .141 ID	4	
- 8	151598	. OUTLET BOX CONNECTOR	2	
- 9	186758	. SCREW,MACH-BIND HD 8-32 X 7/16 LG	1	
- 10	186943	. SHIELD- 10 POSITION	1	
- 11	210883	. STUD-SHIELD MTG,TAPPED,NO. 6-32	1	
- 12	210884	. STUD-SHIELD MTG,NO. 6-32	3	
- 13	210984	. SCREW, RD HD MACH-6-32 X .250 LG	1	
- 14	227379	. GROMMET,RUB-FOR 5/8 HOLE X 1/8 PNL	1	
- 15	236849	. SCREW,BINDING HEAD MACHINE	1	
- 16	257187	. NUT-HEX,NO. 6-32	4	
- 17	257189	. NUT - HEX-8-32UNC THD	10	
- 18	263686	. JUMPER	3	
- 19	314226	. SCREW,MACH-BIND HD 8-32 X 3/8 LG	2	
- 20	179946	. HOLDER-FUSE	1	
- 21	322767	. TERMINAL BOARD- 10 DBL SCREW TERMINALS	1	
- 22	337523	. RESISTOR ASSY, 1K 1W	1	
- 23	363434	. MARKER STRIP- 10 POS NOS. 1 THRU 10	1	
- 24	360882	. FUSEHOLDER- 15 AMP 250V AC	1	
- 25	364696	. TRANSFORMER,POWERSTAT	1	
- 27	320456	. BRACKET-CAPACITOR MOUNTING	1	
- 28	261853	. FUSE,CARTRIDGE- 8 AMP 250V	1	
- 29	511699	. JUMPER ASSEMBLY	1	
- 30	598343	. CAPACITOR,FXD,ELEC-25000UF P150M10% 6VDC	2	
- 31	598479	. SEMICONDUCTOR DEVICE-DIODE,150V 10A	2	
- 32	600560	. WASHER-LOCK	2	
- 33	614613	. TRANSFORMER	1	
- 34	626584	. HOUSING	1	
- 35	626586	. PLATE, DIODE MTG	1	
- 36	626587	. INSULATOR	1	
- 37	630054	. BRACKET	1	
- 38	630080	. CABLE ASM SEE LIST 43 FOR COMPONENT PARTS	1	
- 39	630081	. CABLE ASM-2.5V DC PWR SUPPLY	1	
- 40	630082	. PANEL, FUSE	1	
- 41	760656	. SWITCH,TOGGLE,DPDT	2	
- 42	1073412	. WASHER-INSULATOR	2	
- 43	1090873	. WASHER-SPLIT LOCK-NO.8	8	

FOR PARTS NOT SHOWN  
SEE FIG. 23 SHEET 2



USED AFTER S6

FIGURE 39. 1442-4 4.25VAC AT 4.75A POWER SUPPLY-FIBER OPTICS. SEE LIST 39.

LIST AND INDEX NO.	PART NO.	DESCRIPTION	UNITS PER ASM.	USABLE ON CODE
		1 2 3 4		
		1442-4 4.25VAC AT 4.75A POWER SUPPLY-FIBER OPTICS		
39 -		CODE A USED ON 1442-4 POWER SUPPLY-60 CY		
-	630148	CODE B USED ON 1442-4 POWER SUPPLY-50 CY 4.25VAC AT 4.75A POWER SUPPLY ASM-60 CY USED AFTER S6 SUFFIX SEE FIG. 23-287 FOR NEXT HIGHER ASM AND FIG. 39 FOR ILLUSTRATION	RER	A
-	630149	4.25VAC AT 4.75A POWER SUPPLY ASM-50 CY USED AFTER S6 SUFFIX SEE FIG. 23-287 FOR NEXT HIGHER ASM AND FIG. 39 FOR ILLUSTRATION	REF	B
- 1	2031	• SCREW,MACH-FIL H 8-32 X 5/8 LG	2	
- 2	9092	• WASHER-LOCK,SPLIT RING, .194 ID .337OD	4	
- 3	10170	• SCREW-MACH,BIND HD NO. 6-32 X .250 LG	9	
- 4	11598	• NUT PLAIN HEX 10/32	8	
- 5	38354	• SCREW,MACH-FIL H 6-32 X 1/2 LG	4	
- 6	55901	• LOCKWASHER, EXTERNAL TOOTH	6	
- 7	55918	• SCREW,MACH-BIND HD 10-32 X 5/8 LG	2	
- 8	56722	• WASHER,LOCK-EXT T .141 ID	9	
- 9	124943	• LABEL-HAZARDOUS AREA	1	
- 10	128455	• SWITCH-TOGGLE	1	
- 11	151598	• OUTLET BOX CONNECTOR	1	
- 12	179946	• HOLDER-FUSE	1	
- 13	186758	• SCREW,MACH-BIND HD 8-32 X 7/16 LG	2	
- 14	186943	• SHIELD- 10 POSITION	1	
- 15	207353	• CAPACITOR, ELECTROLYTIC, 8 MFD 330VAC	1	
- 16	209561	• CAPACITOR, ELECTROLYTIC ALUM,DC,CAN TYPE	1	
- 17	210883	• STUD-SHIELD MTG,TAPPED,NO. 6-32	1	
- 18	210884	• STUD-SHIELD MTG,NO. 6-32	3	
- 19	210984	• SCREW, PD HD MACH-6-32 X .250 LG	1	
- 20	227379	• GROMMET,RUB-FOR 5/8 HOLE X 1/8 PNL	1	
- 21	236550	• SCREW,MACH-BIND HD 4-40 X 0.375 LG	1	
- 22	236849	• SCREW,BINDING HEAD MACHINE	1	
- 23	253219	• MARKER STRIP- 10 POS NOS. 1 THRU 10	2	
- 24	257187	• NUT-HEX,NO. 6-32	9	
- 25	257189	• NUT - HEX-8-32UNC THD	4	
- 26	261853	• FUSE,CARTRIDGE- 8 AMP 250V	1	
- 27	289142	• RESISTOR ASM,10 OHM 10W	1	
- 28	283155	• . RESISTOR,FXD,WW- 10 OHMS P/M.10% 12W	1	
- 29	320167	• . TERMINAL,QUICK DISC-NONINS 16AWG TAP-PIN	2	
- 30	302090	• CONNECTOR,RECP,ELEC- 24 FEMALE CONTACTS	1	
- 31	302131	• STRIP-TERMINAL BLOCK INSULATOR	1	
- 32	320456	• BRACKET-CAPACITOR MOUNTING	2	
- 33	322572	• WASHER,LOCK-INT TEETH 3/8 X 0.678 OD	1	
- 34	322767	• TERMINAL BOARD- 10 DBL SCREW TERMINALS	2	
- 35	332620	• SCREW,MACH-BIND HD 10-32 X 1/2 LG	4	
- 36	333253	• JUMPER ASSEMBLY	2	
- 37	363446	• JUMPER ASSEMBLY	1	
- 38	511699	• JUMPER ASSEMBLY SEE LIST 43 FOR COMPONENT PARTS	1	
- 39	524928	• BRACKET,CAPACITOR MTG	2	
- 40	526378	• CAP-INSULATION	2	
- 41	598479	• SEMICONDUCTOR DEVICE-DIODE,150V 10A	2	
- 42	600560	• WASHER-LOCK	7	
- 43	626553	• JUMPER ASM SEE LIST 43 FOR COMPONENT PARTS	1	A
- 44	626577	• RESISTOR	1	
- 45	186960	• . TERMINAL-RING,14-18 AWG #10 HOLE,NON INS	2	
- 46	505301	• . 50 OHM 5 WATT POWER RESISTOR	1	
- 47	626584	• HOUSING	1	
- 48	626586	• PLATE-DIODE MTG	1	
- 49	626587	• INSULATOR	1	
- 50	626589	• CAPACITOR	2	
- 51	630152	• CABLE ASM SEE LIST 43 FOR COMPONENT PARTS	1	
- 52	630154	• TRANSFORMER	1	A
- 52	630155	• REGULATOR, FERRORESONANT-50 CPS	1	B
- 53	1073412	• WASHER-INSULATOR	2	
- 54	5309730	• RHEOSTAT 1 OHM	1	

FOR PARTS NOT SHOWN  
SEE FIG. 23 SHEET 2

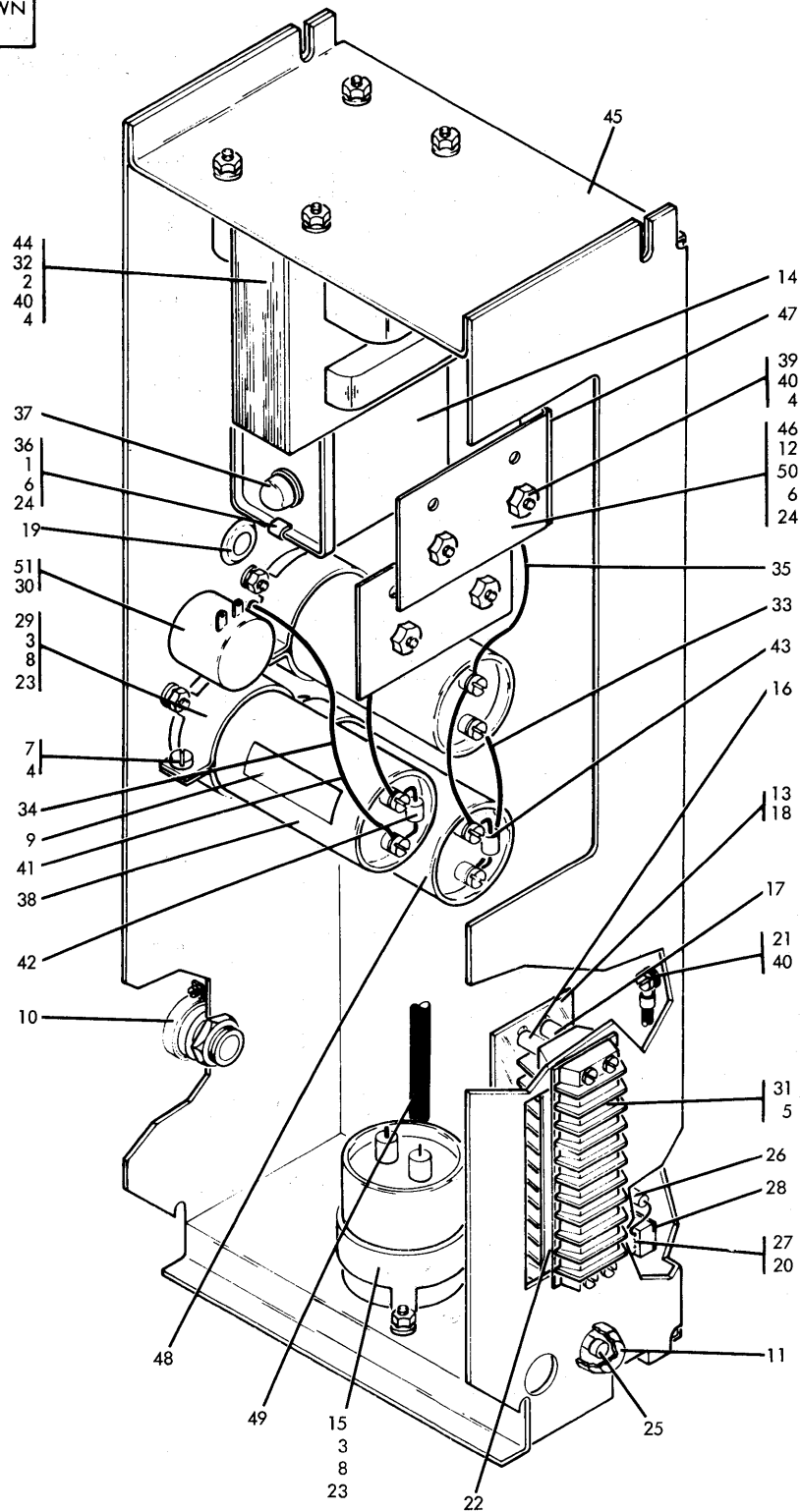


FIGURE 40. 1442-4 3VDC AT 5A POWER SUPPLY ASSEMBLY. SEE LIST 40.

LIST AND INDEX NO.	PART NO.	DESCRIPTION	UNITS PER ASM.	USABLE ON CODE
		1 2 3 4		
		1442-4 3VDC AT 5A PWR SUPP-PHOTO CELLS		
40 -		CODE A USED ON 1442-4 POWER SUPPLY-60 CY		
-	634012	CODE B USED ON 1442-4 POWER SUPPLY-50 CY	REF	A
		3VDC AT 5A POWER SUPPLY ASSEMBLY-60 CY		
		USED PRIOR TO S6 SUFFIX		
		SEE FIG. 23-287 FOR NEXT HIGHER ASM		
		AND FIG. 40 FOR ILLUSTRATION		
-	634011	3VDC AT 5A POWER SUPPLY ASSEMBLY-50 CY	REF	B
		USED PRIOR TO S6 SUFFIX		
		SEE FIG. 23-287 FOR NEXT HIGHER ASM		
		AND FIG. 40 FOR ILLUSTRATION		
- 1	2031	• SCREW,MACH-FIL H 8-32 X 5/8 LG	2	
- 2	9092	• WASHER-LOCK,SPLIT RING, .194 ID .337OD	4	
- 3	10170	• SCREW-MACH,BIND HD NO. 6-32 X .250 LG	12	
- 4	11598	• NUT PLAIN HEX 10/32	11	
- 5	38354	• SCREW,MACH-FIL H 6-32 X 1/2 LG	4	
- 6	55901	• LOCKWASHER, EXTERNAL TOOTH	6	
- 7	55918	• SCREW,MACH-BIND HD 10-32 X 5/8 LG	3	
- 8	56722	• WASHER,LOCK-EXT T .141 ID	12	
- 9	124943	• LABEL-HAZARDOUS AREA	1	
- 10	151598	• OUTLET BOX CONNECTOR	1	
- 11	179946	• HOLDER-FUSE	1	
- 12	186758	• SCREW,MACH-BIND HD 8-32 X 7/16 LG	4	
- 13	186943	• SHIELD- 10 POSITION	1	
- 14	207353	• CAPACITOR, ELECTROLYTIC, 8 MFD 330VAC	1	
- 15	209561	• CAPACITOR, ELECTROLYTIC ALUM,DC,CAN TYPE	1	
- 16	210883	• STUD-SHIELD MTG,TAPPED,NO. 6-32	1	
- 17	210884	• STUD-SHIELD MTG,NO. 6-32	3	
- 18	210984	• SCREW, RD HD MACH-6-32 X .250 LG	1	
- 19	227379	• GROMMET,RUB-FOR 5/8 HOLE X 1/8 PNL	1	
- 20	236550	• SCREW,MACH-BIND HD 4-40 X 0.375 LG	1	
- 21	236849	• SCREW,BINDING HEAD MACHINE	1	
- 22	253219	• MARKER STRIP- 10 POS NOS. 1 THRU 10	2	
- 23	257187	• NUT-HEX,NO. 6-32	12	
- 24	257189	• NUT - HEX-8-32UNC THD	6	
- 25	261853	• FUSE,CARTRIDGE- 8 AMP 250V	1	
- 26	289142	• RESISTOR ASM,10 OHM 10W	1	
- 27	302090	• CONNECTOR,RECP,ELEC- 24 FEMALE CONTACTS	1	
- 28	302131	• STRIP-TERMINAL BLOCK INSULATOR	1	
- 29	320456	• BRACKET-CAPACITOR MOUNTING	3	
- 30	322572	• WASHER,LOCK-INT TEETH 3/8 X 0.678 OD	1	
- 31	322767	• TERMINAL BOARD- 10 DBL SCREW TERMINALS	2	
- 32	332620	• SCREW,MACH-BIND HD 10-32 X 1/2 LG	4	
- 33	333253	• JUMPER ASSEMBLY	2	
- 34	363446	• JUMPER ASSEMBLY	1	
- 35	511699	• JUMPER ASSEMBLY	2	
		SEE LIST 43 FOR COMPONENT PARTS		
- 36	524928	• BRACKET,CAPACITOR MTG	2	
- 37	526378	• CAP-INSULATION	2	
- 38	598343	• CAPACITOR,FXD,ELEC-25000UF P150M10% 6VDC	1	
- 39	598479	• SEMICONDUCTOR DEVICE-DIODE,150V 10A	4	
- 40	600560	• WASHER-LOCK	9	
- 41	626553	• JUMPER ASM	1	B
		SEE LIST 43 FOR COMPONENT PARTS		
- 42	626574	• RESISTOR ASSEMBLY	1	
- 43	626577	• RESISTOR	1	
- 44	626583	• TRANSFORMER	1	A
- 44	626582	• TRANSFORMER	1	B
- 45	626584	• HOUSING	1	
- 46	626586	• PLATE-DIODE MTG	2	
- 47	626587	• INSULATOR	2	
- 48	626589	• CAPACITOR	2	
- 49	634016	• CABLE ASM-DC POWER SUPPLY	1	
- 50	1073412	• WASHER-INSULATOR	4	
- 51	5309730	• RHEOSTAT 1 OHM	1	



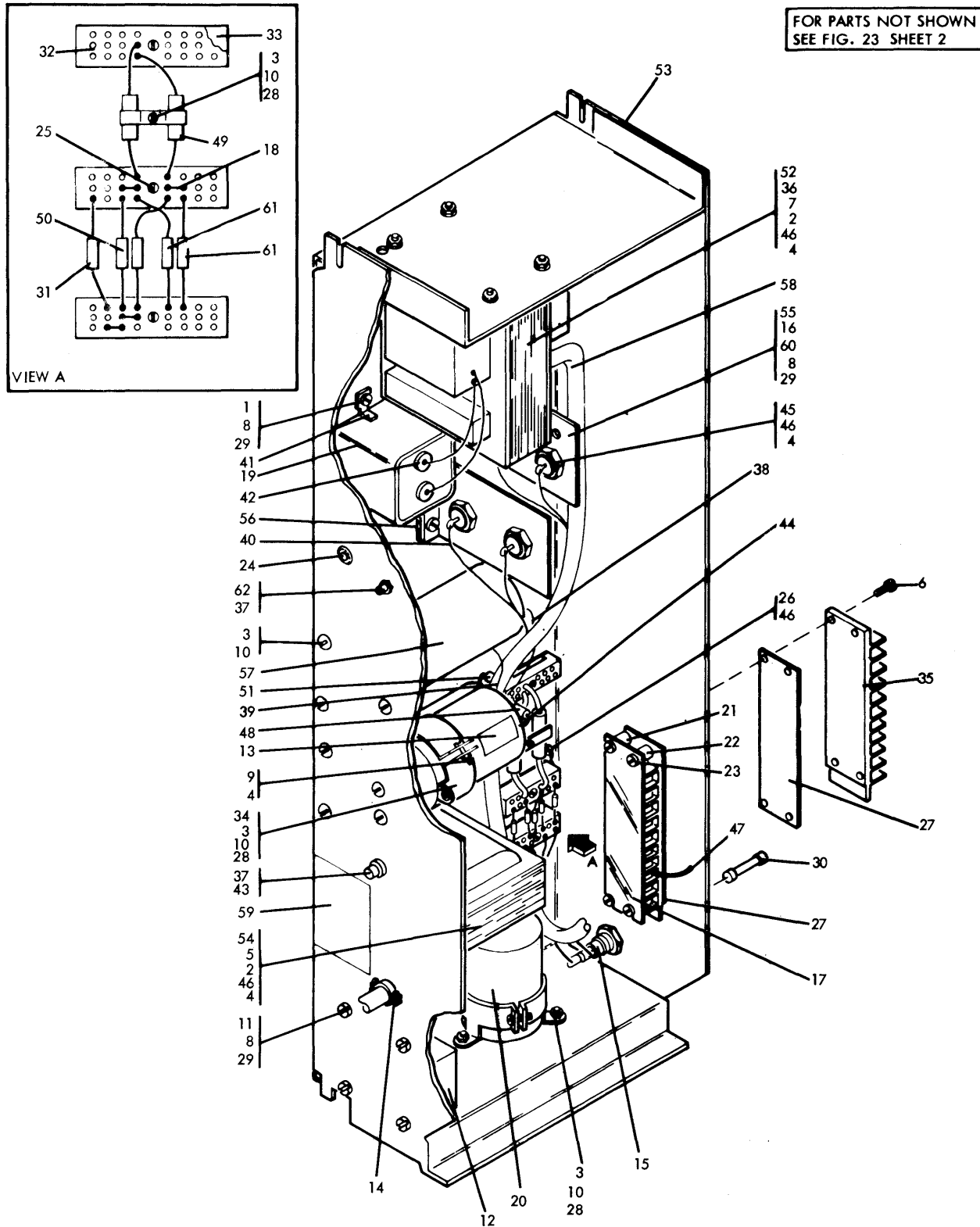
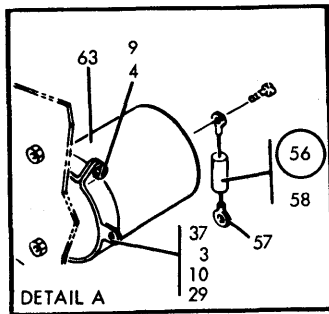


FIGURE 41. 1442-1 AND -2 3VDC AT 5A POWER SUPPLY-PHOTO CELLS. SEE LIST 41.

LIST AND INDEX NO.	PART NO.	DESCRIPTION	UNITS PER ASM.	USABLE ON CODE
		1 2 3 4		
		1442-1 & -2 3VDC AT 5A POWER SUPPLY-PHOTO CELL		
41 -		CODE A USE ON 1442-1 AND -2 PWR SUP-60CY		
-	626580	CODE B USE ON 1442-1 AND -2 PWR SUP-50CY	REF	A
-	626581	3VDC AT 5A POWER SUPPLY ASSEMBLY-60 CY		
-		SEE FIG. 23-287 FOR NEXT HIGHER ASM		
-		AND FIG. 41 FOR ILLUSTRATION		
-		3VDC AT 5A POWER SUPPLY ASSEMBLY-50 CY	REF	B
-		SEE FIG. 23-287 FOR NEXT HIGHER ASM		
-		AND FIG. 41 FOR ILLUSTRATION		
- 1	2031	• SCREW,MACH-FIL H 8-32 X 5/8 LG	2	
- 2	9092	• WASHER-LOCK,SPLIT RING, .194 ID .337OD	8	
- 3	10170	• SCREW-MACH,BIND HD NO. 6-32 X .250 LG	13	
- 4	11598	• NUT PLAIN HEX 10/32	11	
- 5	32042	• SCREW, MACH BIND. HD 10-32 X 3/8 LG.	4	
- 6	38354	• SCREW,MACH-FIL H 6-32 X 1/2 LG	4	
- 7	45690	• WASHER, FL - NO.10 X 7/16 OD X 1/32 THK	4	
- 8	55901	• LOCKWASHER, EXTERNAL TOOTH	10	
- 9	55918	• SCREW,MACH-BIND HD 10-32 X 5/8 LG	3	
- 10	56722	• WASHER,LOCK-EXT T .141 ID	13	
- 11	58207	• SCREW,MACH-UNDRCT BIND HD 8-32 X 1/4 LG	4	
- 12	98866	• CAPACITOR, PAPER-2.0 MFD P/M 20% 100VDC	2	
- 13	124943	• LABEL-HAZARDOUS AREA	1	
- 14	151598	• OUTLET BOX CONNECTOR	1	
- 15	179946	• HOLDER-FUSE	1	
- 16	186758	• SCREW,MACH-BIND HD 8-32 X 7/16 LG	4	
- 17	186943	• SHIELD- 10 POSITION	2	
- 18	205331	• JUMPER-RELAY GATES UNIT 1/8 BRASS	1	
- 19	207353	• CAPACITOR, ELECTROLYTIC, 8 MFD 330VAC	1	
- 20	209561	• CAPACITOR, ELECTROLYTIC ALUM,DC,CAN TYPE	1	
- 21	210883	• STUD-SHIELD MTG,TAPPED,NO. 6-32	2	
- 22	210884	• STUD-SHIELD MTG,NO. 6-32	6	
- 23	210984	• SCREW, RD HD MACH-6-32 X .250 LG	2	
- 24	227379	• GROMMET,RUB-FOR 5/8 HOLE X 1/8 PNL	1	
- 25	236550	• SCREW,MACH-BIND HD 4-40 X 0.375 LG	3	
- 26	236849	• SCREW,BINDING HEAD MACHINE	1	
- 27	253219	• MARKER STRIP- 10 POS NOS. 1 THRU 10	2	
- 28	257187	• NUT-HEX,NO. 6-32	13	
- 29	257189	• NUT - HEX-8-32UNC THD	10	
- 30	261853	• FUSE,CARTRIDGE- 8 AMP 250V	1	
- 31	289142	• RESISTOR ASM,10 OHM 10W	1	
- 32	302090	• CONNECTOR,RECP,ELEC- 24 FEMALE CONTACTS	1	
- 33	302131	• STRIP-TERMINAL BLOCK INSULATOR	3	
- 34	320456	• BRACKET-CAPACITOR MOUNTING	2	
- 35	322767	• TERMINAL BOARD- 10 DBL SCREW TERMINALS	2	
- 36	332620	• SCREW,MACH-BIND HD 10-32 X 1/2 LG	4	
- 37	322572	• WASHER,LOCK-INT TEETH 3/8 X 0.678 OD	2	
- 38	333253	• JUMPER ASSEMBLY	2	
- 39	363446	SEE LIST 43 FOR COMPONENT PARTS		
- 40	511699	• JUMPER ASSEMBLY	1	
- 41	524928	• BRACKET,CAPACITOR MTG	2	
- 42	526378	• CAP-INSULATION	2	
- 43	528154	• RESISTOR, VAR 50 OHMS 25W	1	
- 44	598343	• CAPACITOR,FXD,ELEC-25000UF P150M10% 6VDC	1	
- 45	598479	• SEMICONDUCTOR DEVICE-DIODE,150V 10A	4	
- 46	600560	• WASHER-LOCK	9	
- 47	626553	• JUMPER ASM	1	A
- 48	626574	SEE LIST 43 FOR COMPONENT PARTS		
- 49	626575	• RESISTOR ASSEMBLY	1	
- 50	626576	• CAPACITOR ASSEMBLY 500 MFD	2	
- 51	626577	• RESISTOR 15 OHMS 10 WATTS	2	
- 52	626582	• RESISTOR	1	
- 52	626583	• TRANSFORMER	1	A
- 53	626584	• TRANSFORMER	1	B
- 54	626585	• HOUSING	1	
- 55	626586	• CHOKE	1	
- 56	626587	• PLATE-DIODE MTG	2	
- 57	626588	• INSULATOR	2	
- 58	626589	• CAPACITOR	2	
- 59	626597	• CABLE ASM-DC POWER SUPPLY	1	
- 60	627611	• DECAL	1	
- 61	1073412	• WASHER-INSULATOR	4	
- 62	2129448	• RESISTOR ASM	2	
- 62	5309730	• RHEOSTAT 1 OHM	1	



FOR PARTS NOT SHOWN  
SEE FIG. 23 SHEET 2

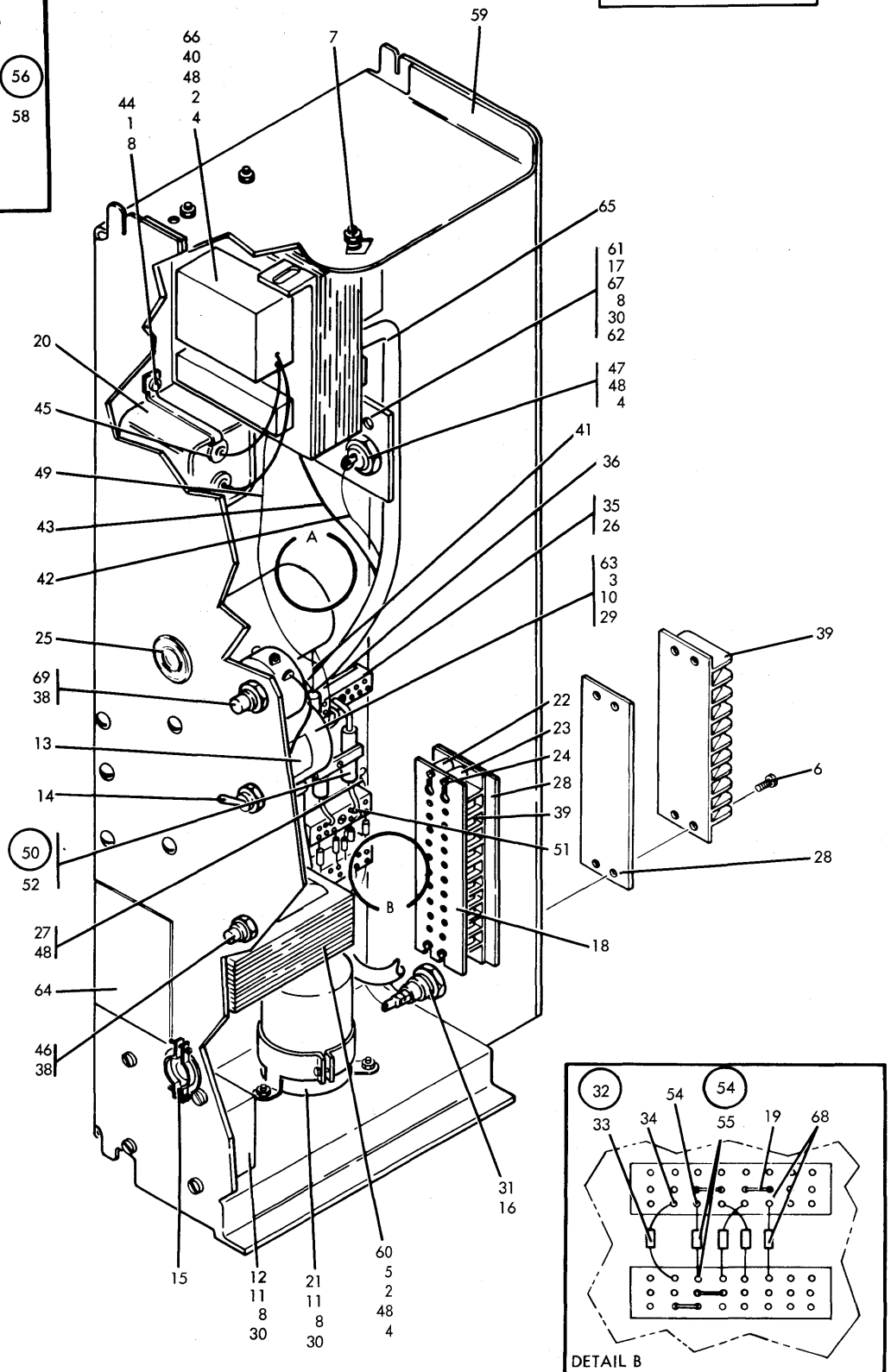


FIGURE 42. 1442-1 AND -2 4.25V AT 5A POWER SUPPLY-FIBER OPTICS. SEE LIST 42.

LIST AND INDEX NO.	PART NO.	DESCRIPTION	UNITS PER ASM.	USABLE ON CODE
42 -		1442-1 & -2 4.25V AT 4.75A POWER SUPPLY-FIBER OPTICS		
-	630145	CODE A USED ON 1442-1 AND -2 POWER SUPPLY-60CY	REF	
-	630146	CODE B USED ON 1442-1 AND -2 POWER SUPPLY-50CY	REF	
-		4.25V AT 4.75A POWER SUPPLY ASM-60 CY		
-		SEE FIG. 23-287 FOR NEXT HIGHER ASM		
-		AND FIG. 42 FOR ILLUSTRATION		
-		4.25V AT 4.75A POWER SUPPLY ASM-50 CY		
-		SEE FIG. 23-287 FOR NEXT HIGHER ASM		
-		AND FIG. 42 FOR ILLUSTRATION		
- 1	2031	• SCREW,MACH-FIL H 8-32 X 5/8 LG	2	
- 2	9092	• WASHER-LOCK,SPLIT RING, .194 ID .337OD	8	
- 3	10170	• SCREW-MACH,BIND HD NO. 6-32 X .250 LG	10	
- 4	11598	• NUT PLAIN HEX 10/32	12	
- 5	32042	• SCREW, MACH BIND. HD 10-32 X 3/8 LG.	4	
- 6	38354	• SCREW,MACH-FIL H 6-32 X 1/2 LG	4	
- 7	45690	• WASHER, FL - NO.10 X 7/16 OD X 1/32 THK	4	
- 8	55901	• LOCKWASHER, EXTERNAL TOOTH	8	
- 9	55918	• SCREW,MACH-BIND HD 10-32 X 5/8 LG	2	
- 10	56722	• WASHER,LOCK-EXT T .141 ID	10	
- 11	58207	• SCREW,MACH-UNDRCT BIND HD 8-32 X 1/4 LG	4	
- 12	98866	• CAPACITOR, PAPER-2.0 MFD P/M 20% 100VDC	2	
- 13	124943	• LABEL-HAZARDOUS AREA	1	
- 14	128455	• SWITCH-TOGGLE	1	
- 15	151598	• OUTLET BOX CONNECTOR	1	
- 16	179946	• HOLDER-FUSE	1	
- 17	186758	• SCREW,MACH-BIND HD 8-32 X 7/16 LG	2	
- 18	186943	• SHIELD- 10 POSITION	1	
- 19	205331	• JUMPER-RELAY GATES UNIT 1/8 BRASS	4	
- 20	207353	• CAPACITOR, ELECTROLYTIC, 8 MFD 330VAC	1	
- 21	209561	• CAPACITOR, ELECTROLYTIC ALUM,DC,CAN TYPE	1	
- 22	210883	• STUD-SHIELD MTG,TAPPED,NO. 6-32	1	
- 23	210884	• STUD-SHIELD MTG,NO. 6-32	3	
- 24	210984	• SCREW, RD HD MACH-6-32 X .250 LG	1	
- 25	227379	• GROMMET,RUB-FOR 5/8 HOLE X 1/8 PNL	1	
- 26	236550	• SCREW,MACH-BIND HD 4-40 X 0.375 LG	3	
- 27	236849	• SCREW,BINDING HEAD MACHINE	1	
- 28	253219	• MARKER STRIP- 10 POS NOS. 1 THRU 10	2	
- 29	257187	• NUT-HEX,NO. 6-32	10	
- 30	257189	• NUT - HEX-8-32UNC THD	8	
- 31	261853	• FUSE,CARTRIDGE- 8 AMP 250V	1	
- 32	289142	• RESISTOR ASM,10 OHM 10W	1	
- 33	283155	• . RESISTOR,FXD,WW- 10 OHMS P/M 10% 12W	1	
- 34	320167	• . TERMINAL,QUICK DISC-NONINS 16AWG TAP-PIN	2	
- 35	302090	• CONNECTOR,RECP,ELEC- 24 FEMALE CONTACTS	2	
- 36	302131	• STRIP-TERMINAL BLOCK INSULATOR	3	
- 37	320456	• BRACKET-CAPACITOR MOUNTING	2	
- 38	322572	• WASHER,LOCK-INT TEETH 3/8 X 0.678 OD	2	
- 39	322767	• TERMINAL BOARD- 10 DBL SCREW TERMINALS	2	
- 40	332620	• SCREW,MACH-BIND HD 10-32 X 1/2 LG	4	
- 41	333253	• JUMPER ASSEMBLY	2	
- 42	363446	• JUMPER ASSEMBLY	1	
- 43	511699	• JUMPER ASSEMBLY	1	
- 44	524928	SEE LIST 43 FOR COMPONENT PARTS		
- 45	526378	• BRACKET,CAPACITOR MTG	2	
- 46	528154	• CAP-INSULATION	2	
- 47	598479	• RESISTOR, VAR 50 OHMS 25W	1	
- 48	600560	• SEMICONDUCTOR DEVICE-DIODE,150V 10A	2	
- 49	626553	• WASHER-LOCK	11	
-		• JUMPER ASM	1	A
- 50	626575	SEE LIST 43 FOR COMPONENT PARTS		
- 51	360433	• CAPACITOR ASSEMBLY 500 MFD	2	
- 52	627732	• . TERMINAL-PLUG,16-18 AWG	2	
- 53	626576	• . CAPACITOR	1	
- 54	360433	• RESISTOR 15 OHMS 10 WATTS	2	
- 55	482499	• . TERMINAL-PLUG,16-18 AWG	2	
- 56	626577	• . RESISTOR, FIXED WIREWOUND	1	
- 57	186960	• RESISTOR	1	
- 58	505301	• . TERMINAL-RING,14-18 AWG #10 HOLE,NON INS	2	
- 59	626584	• . 50 OHM 5 WATT POWER RESISTOR	1	
- 60	626585	• HOUSING	1	
- 61	626586	• CHOKE	1	
- 62	626587	• PLATE-DIODE MTG	1	
- 63	626589	• INSULATOR	1	
- 64	627611	• CAPACITOR	2	
- 65	630153	• DECAL	1	
-		• CABLE ASM	1	
- 66	630154	SEE LIST 43 FOR COMPONENT PARTS		
- 66	630155	• TRANSFORMER	1	A
- 67	1073412	• REGULATOR, FERRORESONANT-50 CPS	1	B
- 68	2129448	• WASHER-INSULATOR	2	
- 69	5309730	• RESISTOR ASM	2	
-		• RHEOSTAT 1 OHM	1	

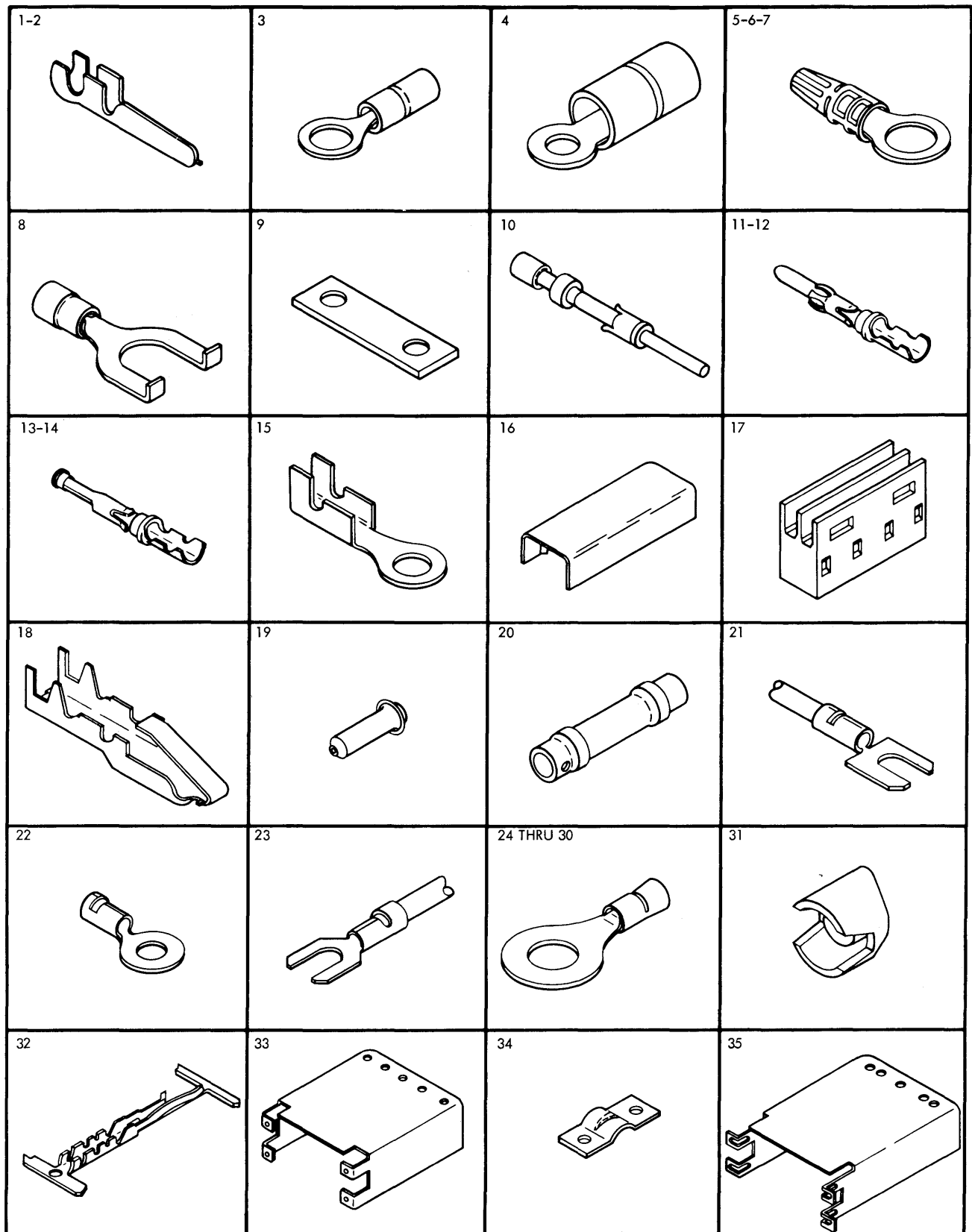


FIGURE 42. CABLE AND JUMPER ASSEMBLY COMPONENT PARTS. SHEET 1 OF 3. SEE LIST 43.

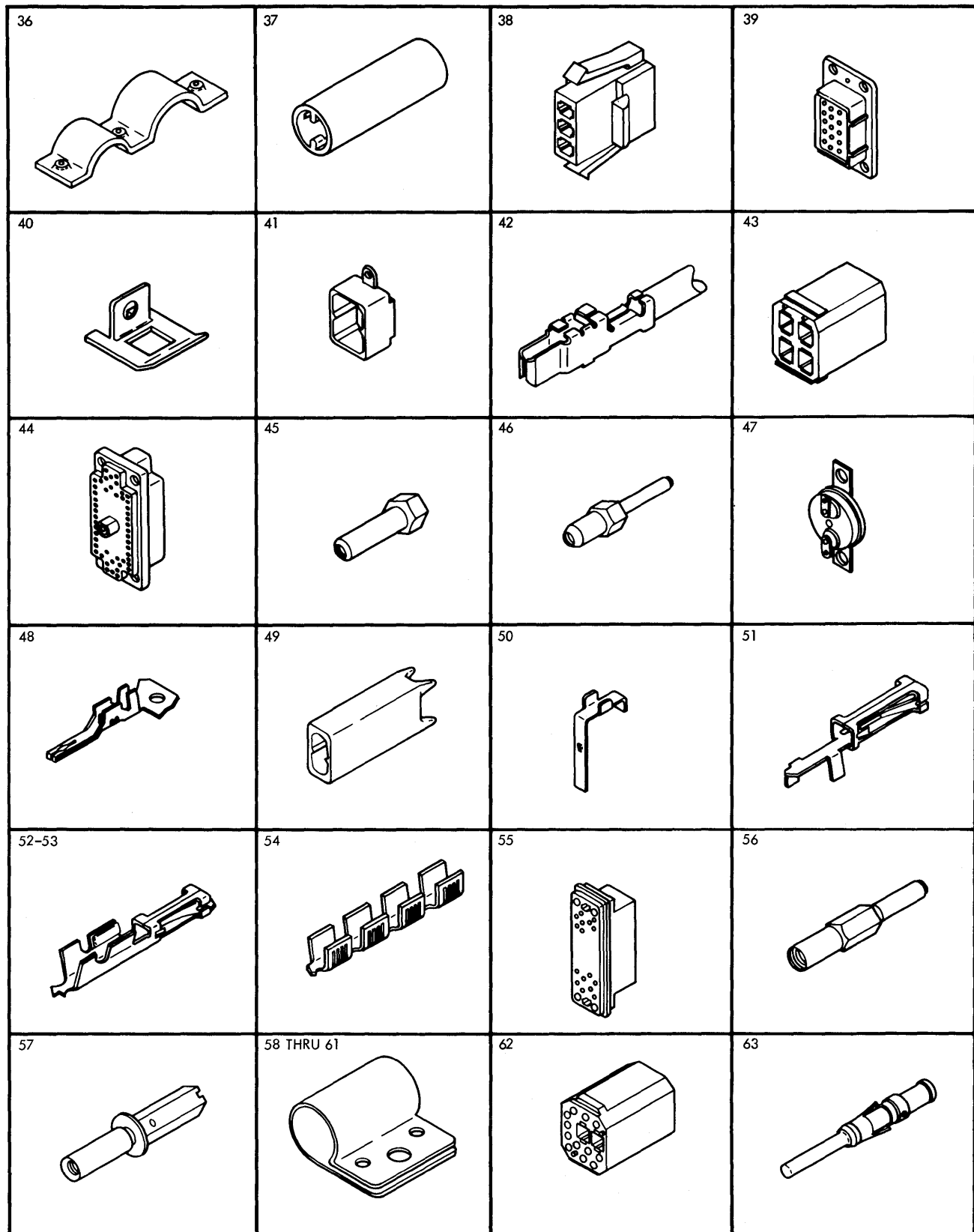


FIGURE 43. CABLE AND JUMPER ASSEMBLY COMPONENT PARTS. SHEET 2 OF 3. SEE LIST 43.

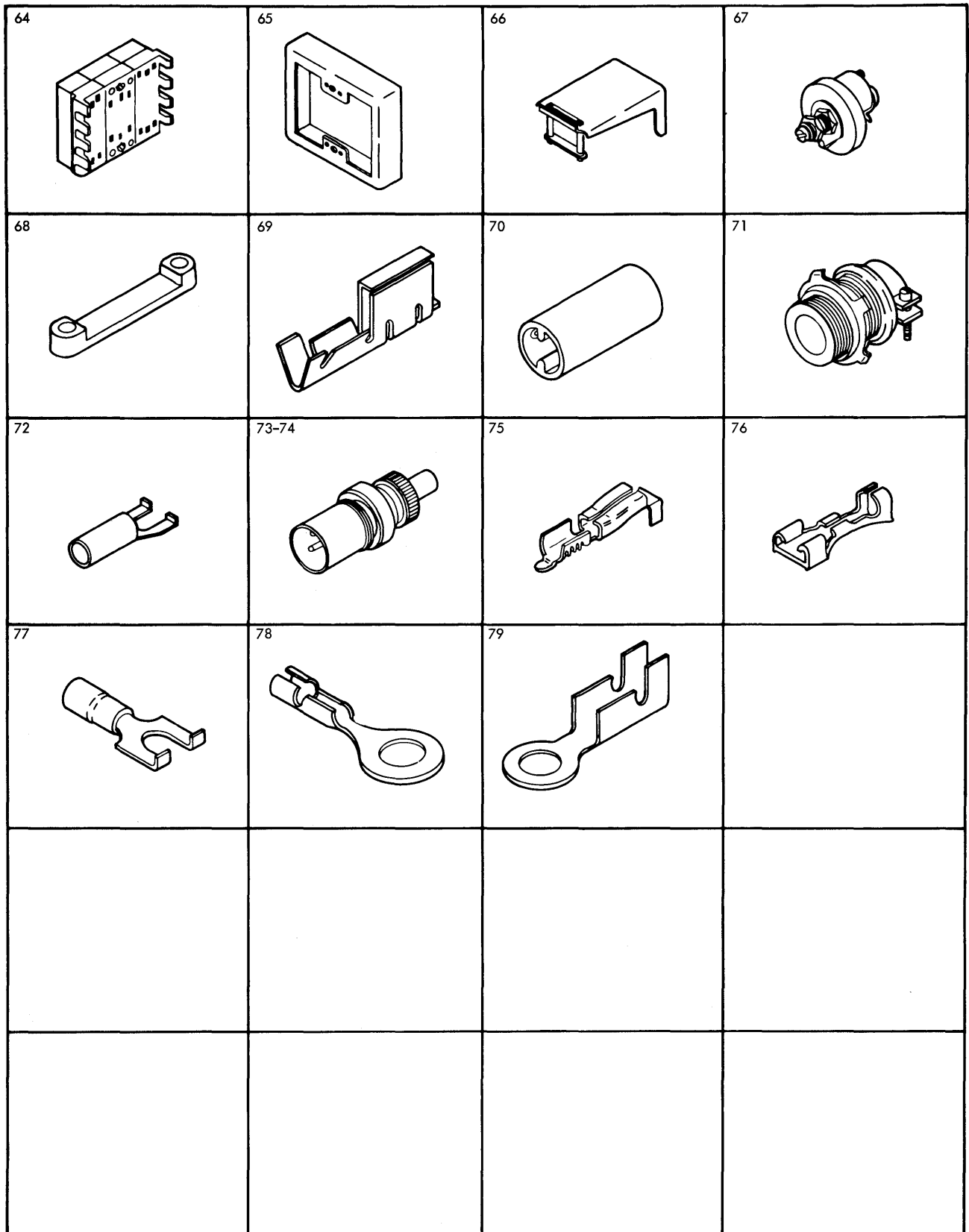


FIGURE 43. CABLE AND JUMPER ASSEMBLY COMPONENT PARTS. SHEET 3 OF 3. SEE LIST 43.

LIST AND INDEX NO.	PART NO.	DESCRIPTION				UNITS PER ASM.	USABLE ON CODE
		1	2	3	4		
43 -	NO. NO.	CABLE AND JUMPER ASM COMPONENT PARTS					
- 1	187243	CABLE AND JUMPER ASM COMPONENT PARTS				AR	
- 2	360433	SEE FIG 43 FOR ILLUSTRATION				AR	
- 3	253453	. TERMINAL, QUICK DISCONNECT				AR	
- 4	253740	. TERMINAL-PLUG, 16-18 AWG				AR	
- 5	186596	. TERMINAL-RING, 22-26 AWG, #6 HOLE, INS				AR	
- 6	359695	. TERMINAL-RING, 10-12 AWG, #6 HOLE, INS				AR	
- 7	360370	. TERMINAL-RING LUG INSULATED				AR	
- 8	603152	. TERMINAL-RING, 14-16 AWG, #10 HOLE, INS				AR	
- 9	626379	. TERMINAL-RING, 14-16 AWG, #10 HOLE, INS				AR	
- 10	2122258	. TERMINAL-NO.6 SCREW				AR	
- 11	2122260	. SPACER, RUBBER				AR	
- 12	2127867	. PIN-CONTACT, MALE 20/22 AWG				AR	
- 13	2122259	. PIN-CONTACT, AWG 18-16				AR	
- 14	2127890	. PIN				AR	
- 15	186961	. SOCKET-CONTACT, 20-22 AWG				AR	
- 16	811494	. SOCKET-CONTACT AWG 26-24				AR	
- 17	811486	. TERMINAL-RING, NO.6 STUD NON INSULATED				AR	
- 18	603687	. COVER- 4 PIN BLK FOR HOUSING P/N 811486				AR	
- 19	595720	. HOUSING- 4 PIN NAT USES COVER P/N 811494				AR	
- 20	321051	. CONTACT				AR	
- 21	313361	. RIVET, ROLLED FLANGE				AR	
- 22	186960	. CONNECTOR, TWO WAY-INSULATED				AR	
- 23	186967	. TERMINAL-SPADE, 20-24 AWG, #4 HOLE, NON INS				AR	
- 24	186968	. TERMINAL-RING, 14-18 AWG #10 HOLE, NON INS				AR	
- 25	322025	. TERMINAL-SPADE, 20-24 AWG, #6 HOLE, NON INS				AR	
- 26	334910	. TERMINAL-RING, 10-12 AWG, #8 HOLE, INS				AR	
- 27	334921	. TERMINAL-RING, 14-16 AWG, 1/4 HOLE, INS				AR	
- 28	334932	. TERMINAL-RING, 14-16 AWG, #6 HOLE, INS				AR	
- 29	2101326	. TERMINAL-RING, 18-22 AWG, #6 HOLE, INS				AR	
- 30	2101327	. TERMINAL-RING, 18-22 AWG, #10 HOLE, INS				AR	
- 31	626065	. TERMINAL-CLIP, BARREL NO.12-10 WIRE INSUL				AR	
- 32	631644	. TERMINAL-LUG-INS 10/12AWG 1/4 MTG HOLE				AR	
- 33	638031	. FERRULE-SHIELDED WIRE				AR	
- 34	644062	. CONTACT, DUAL MINIATURE, 24-26 AWG				AR	
- 35	644063	. STRAIN, RELIEF-104 POS				AR	
- 36	644067	. CLAMP-STRAIN RELIEF, SIGNAL CABLE				AR	
- 37	645012	. SHIELD-STRAIN RELIEF, SIGNAL CABLE				AR	
- 38	725557	. CLAMP-20TP + 40TP CABLES				AR	
- 39	738195	. SLEEVE, TERMASHIELD INSULATING				AR	
- 40	738198	. PLUG, CONNECTOR, 3 CIRCUIT				AR	
- 41	738199	. CONNECTOR				AR	
- 42	738254	. CATCH, LOCKING SPRING-MODULE CONN				AR	
- 43	738259	. RETAINER- 2 MALE MODULES				AR	
- 44	740549	. TERMINAL ASM-MALE 12/14 AWG				AR	
- 45	740576	. MODULE BLOCK-MALE 4 POSITION				AR	
- 46	740617	. CONNECTOR-FEMALE, 104 POS				AR	
- 47	761345	. SOCKET				AR	
- 48	813194	. PIN-GUIDE ASM				AR	
- 49	813197	. THERMOSWITCH				AR	
- 50	813681	. TERMINAL-AWG, 20-18				AR	
- 51	813808	. HOUSING-TERMINAL				AR	
- 52	813810	. CONTACT				AR	
- 53	813811	. CONNECTOR-SINGLE DISCRETE WIRE				AR	
- 54	2111243	. TERMINAL, QUICK DISCONNECT				AR	
- 55	2122471	. CONNECTOR-SINGLE DISCRETE WIRE				AR	
- 56	2123028	. CRIMP CONNECTOR				AR	
- 57	2123030	. CONNECTOR, PLUG, ELECTRICAL-MALE, 50 CONT				AR	
- 58	627603	. JACK SCREW, SOCKET, FIXED				AR	
- 59	2154996	. JACKSCREW				AR	
- 60	2154997	. CLAMP				AR	
- 61	2158795	. CLAMP, CABLE, MOTOR POWER INTERCONN				AR	
- 62	2190715	. CLAMP, CABLE, .900 ID, 1.500 LONG				AR	
- 63	2190742	. CLAMP, CABLE				AR	
- 64	2190781	. MODULE BLOCK-MALE 14 POSITION				AR	
- 65	2190783	. CONTACT-PIN				AR	
- 66	2190785	. 160 POS. MIN DUALATCH CONTACT INSERT				AR	
- 67	5309730	. 160 POS. HOOD EXTERNAL				AR	
- 68	5353922	. BRACKET-STRAIN RELIEF				AR	
- 69	216265	. RHEOSTAT 1 OHM				AR	
- 70	634416	. CLAMP				AR	
- 71	2100264	. TERMINAL, QUICK DISCONNECT-NONINS 20 AWG				AR	
- 72	92786	. SLEEVE-TERMASHIELD INSULATING				AR	
- 73	762664	. RELIFF, CABLE STRAIN				AR	
- 74	721609	. TERMINAL, LUG-INS 18-20AWG NO.4 MTG SLOT				AR	
- 75	591047	. CONNECTOR				AR	
- 76	523267	. CONNECTOR-15A 250V				AR	
- 77	368222	. TERMINAL				AR	
- 78	186962	. TERMINAL, QUICK DISCONNECT- 14/18AWG				AR	
- 79	186959	. TERMINAL-NO.8 STUD 16-14 WIRE				AR	
		. TERMINAL-RING, 24-20 AWG #6 HOLE, NON INS				AR	
		. TERMINAL-RING, 14-16 AWG #8 HOLE, NON INS				AR	



## NUMERICAL INDEX

PART NO.	LIST AND INDEX NO.
99	1- 23 - 71
119	1- 22 -104
221	1- 1 -422
	1- 5 - 5
232	1- 2 - 22
266	1- 23 - 72
	1- 24 - 70A
288	1- 22 - 53
337	1- 20 - 1
	1- 36 - 1
453	1- 1 - 32
	1- 1 -538
845	1- 29 - 2
2031	1- 6 - 22
	1- 7 - 34
	1- 24 - 71
	1- 27 - 3
	1- 39 - 1
	1- 40 - 1
	1- 41 - 1
	1- 42 - 1
2170	1- 2 - 29
2581	1- 23 - 72A
	1- 24 - 72
2903	1- 2 - 53
3550	1- 1 - 75
	1- 1 -244
	1- 1 -444
	1- 1 -548
	1- 1 -570
	1- 3 - 3
	1- 16 - 18
	1- 23 - 73
	1- 24 - 73
	1- 31 - 1
3577	1- 37 - 1
	1- 38 - 1
3960	1- 1 -442
	1- 1 -546
	1- 3 - 34
	1- 22 - 4
	1- 23 - 74
	1- 24 - 74
4327	1- 1 -487
	1- 2 - 88
	1- 15 - 9
4636	1- 10 - 76
5528	1- 1 -149
	1- 1 -577
	1- 2 - 72
	1- 2 - 77
	1- 23 - 76
	1- 24 - 75
	1- 27 - 4
5644	1- 22 -130
5677	1- 1 -101
	1- 22 - 41
	1- 36 - 2
6318	1- 27 - 5
6364	1- 2 - 10

PART NO.	LIST AND INDEX NO.
6364-CONT	1- 2 - 56
	1- 5 - 14
	1- 8 - 110
	1- 9 - 19
	1- 22 - 37
	1- 28 - 4
	1- 36 - 3
6935	1- 1 -443
	1- 1 -547
	1- 1 -569
	1- 3 - 35
	1- 16 - 17
	1- 23 - 77
	1- 31 - 2
9092	1- 1 -502
	1- 1 -509
	1- 4 - 3
	1- 5 - 10
	1- 23 - 3
	1- 23 - 78
	1- 23 -264
	1- 24 - 3
	1- 24 - 77
	1- 39 - 2
	1- 40 - 2
	1- 41 - 2
	1- 42 - 2
9895	1- 6 - 75
	1- 7 - 86
	1- 16 - 14
10134	1- 22 -194
10170	1- 1 - 15
	1- 1 -252
	1- 1 -530
	1- 1 -537
	1- 2 - 81
	1- 2 - 98
	1- 2 -119
	1- 2 -134
	1- 2 -157
	1- 2 -167
	1- 2 -187
	1- 4 - 8
	1- 6 - 17
	1- 6 - 57
	1- 7 - 30
	1- 7 - 67
	1- 10 - 38
	1- 10 -135
	1- 11 - 33
	1- 11 -119
	1- 11 -122
	1- 11 -132
	1- 12 - 18
	1- 12 -111
	1- 12 -119
	1- 17 - 2
	1- 17 - 30
	1- 18 - 2
	1- 22 -187

PART NO.	LIST AND INDEX NO.
10170-CONT	1- 23 - 79
	1- 23 -252
	1- 24 - 78
	1- 24 -198
	1- 27 - 12
	1- 28 - 13
	1- 29 - 3
	1- 32 - 1
	1- 33 - 15
	1- 34 - 20
	1- 34 - 33
	1- 35 - 16
	1- 35 - 35
	1- 36 - 4
	1- 37 - 2
	1- 38 - 2
	1- 39 - 3
	1- 40 - 3
	1- 41 - 3
	1- 42 - 3
10295	1- 24 - 79
10305	1- 1 - 54
10309	1- 1 - 31
	1- 1 -541
10610	1- 1 -474
11598	1- 5 - 9
	1- 15 - 2
	1- 16 - 25
	1- 23 - 80
	1- 23 -157
	1- 24 - 80
	1- 33 - 1
	1- 34 - 5
	1- 38 - 3
	1- 39 - 4
	1- 40 - 4
	1- 41 - 4
	1- 42 - 4
11891	1- 33 - 16
	1- 33 - 44
	1- 34 - 41
	1- 34 - 70
	1- 34 - 73
	1- 35 - 10
	1- 35 - 43
	1- 35 - 46
12015	1- 1 - 10
	1- 2 -103
	1- 2 -124
	1- 7 - 8
	1- 10 -119
12552	1- 2 -152
12954	1- 10 -106
	1- 11 - 95
	1- 11 -113
	1- 11 -123
	1- 12 - 85
	1- 12 -103
	1- 12 -112
14464	1- 2 - 60

PART NO.	LIST AND INDEX NO.
14464-CONT	1- 2 - 86
18272	1- 25 - 1
	1- 25 - 1
	1- 26 - 1
19944	1- 2 - 27
	1- 2 - 49
	1- 6 - 25
	1- 7 - 38
	1- 7 - 45B
22066	1- 2 - 39
	1- 2 - 42
22349	1- 1 - 30
	1- 1 - 540
22478	1- 1 - 58
	1- 1 - 61
	1- 1 - 269
	1- 1 - 295
	1- 1 - 535
	1- 16 - 22
	1- 22 - 86
	1- 22 - 140
	1- 22 - 203
	1- 23 - 19
	1- 23 - 81
	1- 24 - 19
	1- 24 - 81
	1- 31 - 3
	1- 35 - 22
22867	1- 2 - 137
	1- 2 - 160
	1- 2 - 190
	1- 3 - 30
23096	1- 1 - 263
23141	1- 23 - 82
	1- 24 - 82
23931	1- 1 - 268
	1- 1 - 296
24327	1- 1 - 463
24511	1- 1 - 144
24695	1- 1 - 25
24752	1- 31 - 4
25282	1- 1 - 92
	1- 1 - 117
	1- 1 - 183
	1- 1 - 247
	1- 1 - 249
	1- 1 - 285
	1- 1 - 357
	1- 1 - 521
	1- 18 - 31
25627	1- 1 - 131
	1- 1 - 131
	1- 1 - 260
	1- 1 - 550
	1- 22 - 2
	1- 23 - 83
	1- 24 - 83
	1- 36 - 5
	1- 31 - 5
25895	1- 22 - 71
27083	1- 17 - 33
28282	1- 11 - 2
28413	1- 12 - 2
	1- 23 - 4
	1- 23 - 84
	1- 23 - 158
	1- 24 - 4
	1- 30 - 1
	1- 33 - 2
	1- 34 - 15
	1- 35 - 2
29930	1- 1 - 512
	1- 2 - 84
	1- 2 - 162
	1- 2 - 192
	1- 3 - 26
	1- 4 - 13
31641	1- 1 - 312
	1- 1 - 329
32042	1- 1 - 34

PART NO.	LIST AND INDEX NO.
32042-CONT	1- 1 - 189
	1- 36 - 6
	1- 41 - 5
	1- 42 - 5
32617	1- 23 - 85
	1- 23 - 159
	1- 24 - 84
	1- 33 - 3
	1- 34 - 2
34512	1- 1 - 2
	1- 1 - 81
	1- 1 - 195
	1- 1 - 383
	1- 1 - 469
	1- 1 - 471
	1- 2 - 69
	1- 2 - 97
	1- 2 - 118
	1- 2 - 133
	1- 2 - 156
	1- 2 - 166
	1- 2 - 186
	1- 10 - 127
	1- 11 - 109
	1- 12 - 99
	1- 16 - 6
	1- 23 - 86
	1- 24 - 85
	1- 29 - 4
	1- 36 - 7
	1- 37 - 3
	1- 38 - 4
35665	1- 22 - 189
35739	1- 1 - 311
	1- 7 - 22
	1- 27 - 17
	1- 29 - 5
36109	1- 31 - 6
37913	1- 1 - 276
	1- 22 - 137
	1- 23 - 87
	1- 24 - 86
	1- 33 - 17
	1- 33 - 45
	1- 34 - 57
	1- 35 - 61
	1- 36 - 8
38235	1- 1 - 94
	1- 1 - 187
	1- 1 - 369
	1- 1 - 386
	1- 1 - 391
	1- 6 - 2
	1- 6 - 7
	1- 6 - 15
	1- 6 - 19
	1- 7 - 4
	1- 7 - 28R
	1- 8 - 11C
	1- 9 - 18
	1- 17 - 25
	1- 22 - 43
	1- 22 - 130
	1- 22 - 177
	1- 23 - 88
	1- 24 - 87
	1- 33 - 46
	1- 34 - 54
	1- 35 - 58
	1- 36 - 9
38262	1- 13 - 1
	1- 14 - 12
38263	1- 1 - 120
	1- 18 - 24
	1- 22 - 17
	1- 22 - 29
38348	1- 8 - 43
	1- 9 - 48
	1- 22 - 36
38351	1- 6 - 72

PART NO.	LIST AND INDEX NO.
38351-CONT	1- 7 - 83
38352	1- 10 - 146
	1- 17 - 26
38353	1- 2 - 11
38354	1- 22 - 3
	1- 39 - 5
	1- 40 - 5
	1- 41 - 6
	1- 42 - 6
38361	1- 22 - 23
38433	1- 22 - 135
38434	1- 1 - 275
38442	1- 6 - 27
38443	1- 1 - 228
	1- 7 - 2
	1- 10 - 15A
	1- 23 - 233
	1- 24 - 178
38447	1- 22 - 164
38452	1- 22 - 146
42003	1- 24 - 88
42758	1- 1 - 525
45114	1- 23 - 89
	1- 24 - 89
45610	1- 14 - 15
45642	1- 10 - 147
	1- 11 - 133
	1- 12 - 120
45649	1- 23 - 90
	1- 24 - 90
45677	1- 22 - 117
45690	1- 1 - 35
	1- 1 - 499
	1- 5 - 11
	1- 16 - 27
	1- 23 - 91
	1- 23 - 161
	1- 23 - 265
	1- 24 - 91
	1- 33 - 18
	1- 33 - 47
	1- 34 - 43
	1- 34 - 74
	1- 35 - 12
	1- 35 - 47
	1- 41 - 7
	1- 42 - 7
45697	1- 33 - 19
	1- 34 - 44
	1- 35 - 13
47242	1- 1 - 503
	1- 1 - 510
	1- 4 - 4
	1- 33 - 4
	1- 34 - 3
48594	0- 18 - 36
	1- 1 - 139
	1- 1 - 428
	1- 1 - 448
	1- 1 - 454
	1- 1 - 528
	1- 16 - 13
	1- 17 - 39
	1- 22 - 60
52522	1- 22 - 78
	1- 2 - 38
	1- 23 - 92
	1- 24 - 92
52523	1- 17 - 17
	1- 17 - 29
	1- 18 - 17
52570	1- 22 - 62
53370	1- 6 - 53
	1- 7 - 63
	1- 22 - 201
55726	1- 1 - 304
	1- 1 - 506
	1- 2 - 3
	1- 8 - 21
	1- 9 - 5

PART NO.	LIST AND INDEX NO.
55726-CONT	1- 22 - 57
	1- 23 - 93
	1- 24 - 93
	1- 33 - 20
	1- 34 - 17
55901	1- 36 - 10
	1- 2 - 66
	1- 22 - 35
	1- 23 - 94
	1- 24 - 94
	1- 29 - 6
	1- 36 - 11
	1- 37 - 4
	1- 38 - 5
	1- 39 - 6
	1- 40 - 6
	1- 41 - 8
	1- 42 - 8
55918	1- 2 - 31
	1- 6 - 48
	1- 7 - 60
	1- 24 - 95
	1- 38 - 6
	1- 39 - 7
	1- 40 - 7
	1- 41 - 9
	1- 42 - 9
56079	1- 16 - 26
	1- 23 - 95
	1- 24 - 96
56121	1- 15 - 3
	1- 33 - 5
	1- 34 - 4
56722	1- 1 - 314
	1- 1 - 331
	1- 22 - 92
	1- 22 - 141
	1- 22 - 173
	1- 23 - 5
	1- 23 - 42
	1- 23 - 96
	1- 23 - 234
	1- 24 - 5
	1- 24 - 42
	1- 24 - 97
	1- 24 - 179
	1- 29 - 7
	1- 32 - 2
	1- 36 - 12
	1- 37 - 5
	1- 38 - 7
	1- 39 - 8
	1- 40 - 8
	1- 41 - 10
	1- 42 - 10
58207	1- 1 - 241
	1- 1 - 403
	1- 22 - 34
	1- 22 - 76
	1- 23 - 97
	1- 23 - 162
	1- 23 - 266
	1- 24 - 98
	1- 24 - 214
	1- 25 - 2
	1- 26 - 2
	1- 31 - 7
	1- 41 - 11
	1- 42 - 11
60489	1- 2 - 151
60646	1- 27 - 6
	1- 31 - 8
	1- 35 - 23
62031	1- 1 - 206
	1- 13 - 2
	1- 14 - 3
	1- 22 - 190
	1- 29 - 8
	1- 33 - 21
	1- 33 - 48

PART NO.	LIST AND INDEX NO.
62031-CONT	1- 34 - 18
	1- 34 - 21
	1- 34 - 28
	1- 34 - 56
	1- 35 - 29
	1- 35 - 36
	1- 35 - 60
	1- 36 - 13
63079	1- 26 - 3
65266	1- 22 - 72
65629	1- 23 - 98
	1- 24 - 99
65755	1- 1 - 245
	1- 24 - 100
70078	1- 33 - 49
	1- 34 - 68
72828	1- 16 - 21
75449	1- 1 - 501
	1- 1 - 508
	1- 4 - 2
	1- 23 - 267
76574	1- 22 - 5
	1- 23 - 99
	1- 31 - 9
77063	1- 1 - 132
78916	1- 27 - 18
78999	1- 36 - 14
79779	1- 33 - 50
	1- 34 - 52
	1- 35 - 53
80880	1- 27 - 7
81693	1- 1 - 64
	1- 1 - 306
	1- 1 - 467
	1- 1 - 552
	1- 1 - 556
	1- 1 - 585
	1- 2 - 173
	1- 5 - 13
	1- 6 - 40
	1- 7 - 40
	1- 7 - 450
	1- 7 - 530
	1- 10 - 7
	1- 10 - 103
	1- 11 - 7
	1- 13 - 3
	1- 17 - 37
	1- 18 - 34
	1- 22 - 152
	1- 22 - 172
	1- 23 - 100
	1- 24 - 101
	1- 32 - 3
81765	1- 1 - 399
	1- 21 - 1
83417	1- 22 - 199
90261	1- 1 - 5
90287	1- 23 - 101
91469	1- 36 - 15
91610	1- 21 - 3
92748	1- 36 - 16
92784	1- 36 - 58
92785	1- 43 - 72
94855	1- 33 - 22
	1- 34 - 13
	1- 34 - 22
	1- 35 - 26
98865	1- 41 - 12
	1- 42 - 12
101807	1- 6 - 52
	1- 7 - 7
	1- 7 - 62
	1- 10 - 25
	1- 10 - 117
104294	1- 32 - 4
104450	1- 7 - 55
104613	1- 1 - 57
	1- 10 - 110
	1- 11 - 30

PART NO.	LIST AND INDEX NO.
104613-CONT	1- 11 - 99
	1- 12 - 9
	1- 12 - 88
104615	1- 29 - 9
	1- 36 - 17
104696	1- 1 - 232
	1- 10 - 82
	1- 11 - 73
	1- 12 - 61
104699	1- 1 - 123
	1- 1 - 233
	1- 1 - 598
	1- 10 - 83
	1- 10 - 89
	1- 11 - 74
	1- 11 - 79
	1- 12 - 62
	1- 12 - 68
	1- 22 - 111
104701	1- 1 - 235
104763	1- 10 - 98
	1- 11 - 72
	1- 11 - 78
	1- 12 - 60
	1- 12 - 67
	1- 23 - 6
	1- 24 - 6
106355	1- 1 - 12
106413	1- 10 - 117
107664	1- 29 - 10
	1- 36 - 18
108114	1- 1 - 373
109872	1- 29 - 11
110129	1- 1 - 214
	1- 1 - 214
	1- 1 - 224
	1- 1 - 489
	1- 2 - 91
	1- 16 - 20
	1- 22 - 16
	1- 22 - 28
110286	1- 22 - 181
110775	1- 22 - 85
110965	1- 10 - 107
	1- 10 - 112
	1- 11 - 96
	1- 11 - 101
	1- 11 - 114
	1- 11 - 124
	1- 12 - 86
	1- 12 - 90
	1- 12 - 104
	1- 12 - 113
112288	1- 29 - 12
113820	1- 21 - 7
114201	1- 22 - 18
	1- 22 - 30
117281	1- 3 - 2
117288	1- 2 - 127
117363	1- 1 - 352
	1- 17 - 10
	1- 18 - 10
117403	1- 29 - 13
120571	1- 1 - 308
121521	1- 1 - 51
	1- 22 - 195
122639	1- 23 - 293
	1- 24 - 258
122846	1- 1 - 317
	1- 1 - 334
	1- 1 - 440
124309	1- 23 - 202
	1- 24 - 150
124631	1- 23 - 293
	1- 24 - 258
124943	1- 32 - 22
	1- 39 - 9
	1- 40 - 9
	1- 41 - 13
	1- 42 - 13

PART NO.	LIST AND INDEX NO.
124987	1- 1 - 99
125071	1- 7 - 14
	1- 10 - 118
125145	1- 23 - 103
	1- 24 - 103
126736	1- 5 - 3
	1- 5 - 21
128455	1- 39 - 10
	1- 42 - 14
128543	1- 8 - 34
	1- 9 - 39A
129654	1- 2 - 114
	1- 2 - 145
	1- 2 - 182
130434	1- 22 - 165
	1- 23 - 104
	1- 24 - 104
130435	1- 1 - 133
130985	1- 23 - 163
	1- 24 - 215
130987	1- 23 - 164
	1- 24 - 216
131306	1- 8 - 12
	1- 9 - 25
132665	1- 25 - 3
	1- 26 - 4
138755	1- 23 - 105
	1- 36 - 19
139340	1- 2 - 87
139472	1- 1 - 477
	1- 3 - 38
139629	1- 11 - 116A
	1- 12 - 107
140777	1- 22 - 184
147297	1- 22 - 67
148368	1- 22 - 6
149695	1- 22 - 40
149897	1- 1 - 534
	1- 3 - 7
149908	1- 1 - 100
	1- 22 - 134
150209	1- 22 - 168
150804	1- 1 - 353
	1- 17 - 11
	1- 18 - 11
151598	1- 37 - 6
	1- 38 - 8
	1- 39 - 11
	1- 40 - 10
	1- 41 - 14
	1- 42 - 15
151720	1- 2 - 102
	1- 2 - 123
156231	1- 3 - 23
	1- 10 - 91
	1- 11 - 82
	1- 12 - 72
	1- 22 - 186
156364	1- 1 - 109
	1- 1 - 479
	1- 1 - 515
	1- 2 - 50
	1- 2 - 75
	1- 2 - 100
	1- 2 - 121
	1- 2 - 154
	1- 2 - 163
	1- 2 - 164
	1- 2 - 169
	1- 2 - 195
	1- 4 - 7
	1- 4 - 15
	1- 22 - 13
	1- 22 - 13
156807	1- 1 - 559
169733	1- 1 - 74
170202	1- 32 - 5
170213	1- 22 - 64
170214	1- 22 - 55
170215	1- 23 - 165

PART NO.	LIST AND INDEX NO.
170215-CONT	1- 24 - 217
170226	1- 10 - 154
	1- 11 - 137
	1- 12 - 129
170228	1- 1 - 462
	1- 1 - 594
170366	1- 22 - 202
170388	1- 22 - 183
171059	1- 1 - 475
	1- 3 - 27
173706	1- 29 - 14
	1- 36 - 20
179945	1- 37 - 7
	1- 38 - 20
	1- 39 - 12
	1- 40 - 11
	1- 41 - 15
	1- 42 - 16
179965	1- 24 - 105A
180364	1- 1 - 504
	1- 4 - 5
180528	1- 24 - 258
183720	1- 23 - 107
183841	1- 2 - 70
	1- 2 - 73
	1- 2 - 78
	1- 2 - 99
	1- 2 - 120
	1- 2 - 135
	1- 2 - 158
	1- 2 - 168
	1- 2 - 188
186399	1- 19 - 13
186596	1- 43 - 5
186758	1- 1 - 256
	1- 1 - 590
	1- 6 - 4
	1- 7 - 20
	1- 10 - 6
	1- 10 - 16
	1- 11 - 6
	1- 11 - 16
	1- 24 - 106
	1- 35 - 21
	1- 38 - 9
	1- 39 - 13
	1- 40 - 12
	1- 41 - 16
	1- 42 - 17
186759	1- 1 - 258
	1- 1 - 592
	1- 2 - 51
	1- 6 - 11
	1- 7 - 17
	1- 10 - 4
	1- 11 - 4
	1- 11 - 23C
	1- 12 - 5
	1- 16 - 8
	1- 23 - 109
	1- 23 - 268
	1- 25 - 4
	1- 26 - 5
	1- 31 - 10
	1- 36 - 21
186797	1- 36 - 22
186923	1- 1 - 523
186924	1- 1 - 377
	1- 10 - 68
	1- 10 - 130
	1- 11 - 61
	1- 11 - 112
	1- 12 - 49
	1- 12 - 102
186943	1- 31 - 11
	1- 36 - 23
	1- 37 - 8
	1- 38 - 10
	1- 39 - 14
	1- 40 - 13

PART NO.	LIST AND INDEX NO.
186943-CONT	1- 41 - 17
	1- 42 - 18
186950	1- 23 - 166
	1- 24 - 218
186959	1- 43 - 79
186960	1- 39 - 45
	1- 42 - 57
	1- 43 - 22
186961	1- 43 - 15
186962	1- 43 - 78
186967	1- 43 - 23
186968	1- 43 - 24
187243	1- 20 - 16
	1- 43 - 1
187858	1- 36 - 24
189939	1- 1 - 303
191148	1- 3 - 10
	1- 22 - 196
191483	1- 30 - 2
196209	1- 25 - 6
	1- 26 - 8
196833	1- 1 - 128
205331	1- 22 - 99
	1- 41 - 18
	1- 42 - 19
207206	1- 30 - 3
207212	1- 31 - 12
207215	1- 31 - 13
207230	1- 31 - 14
207236	1- 31 - 15
207242	1- 31 - 16
207248	1- 30 - 4
207251	1- 30 - 13
207254	1- 24 - 245
	1- 30 - REF
207293	- 24 - 107
	1- 24 - 108
207310	1- 35 - 33
207318	1- 30 - 6
207324	1- 33 - 51
	1- 34 - 66
	1- 35 - 39
207340	1- 33 - 23
	1- 34 - 31
	1- 35 - 17
207348	1- 33 - 24
	1- 34 - 32
207353	1- 39 - 15
	1- 40 - 14
	1- 41 - 19
	1- 42 - 20
207721	1- 1 - 302
208183	1- 34 - 1
208221	1- 33 - 25
	1- 34 - 25
208228	1- 33 - 26
	1- 34 - 24
208229	1- 33 - 27
	1- 34 - 16
208230	1- 35 - 32
208271	1- 24 - 246
	1- 31 - REF
208299	1- 35 - 15
208932	1- 31 - 17
209063	1- 22 - 119
209139	1- 22 - 52
209220	1- 22 - 122
209483	1- 31 - 18
	1- 33 - 28
	1- 34 - 37
	1- 35 - 7
209484	1- 31 - 19
	1- 33 - 29
	1- 34 - 38
	1- 35 - 6
209561	1- 39 - 16
	1- 40 - 15
	1- 41 - 20
	1- 42 - 21
209567	1- 23 - 167

PART NO.	LIST AND INDEX NO.
209567-CONT	1- 24 -219
210883	1- 32 - 6
	1- 37 - 9
	1- 38 - 11
	1- 39 - 17
	1- 40 - 16
	1- 41 - 21
	1- 42 - 22
210884	1- 32 - 7
	1- 37 - 10
	1- 38 - 12
	1- 39 - 18
	1- 40 - 17
	1- 41 - 22
	1- 42 - 23
210948	1- 34 - 35
210984	1- 31 - 20
	1- 33 - 30
	1- 35 - 4
	1- 36 - 25
	1- 37 - 11
	1- 38 - 13
	1- 39 - 19
	1- 40 - 18
	1- 41 - 23
	1- 42 - 24
210985	1- 36 - 26
210986	1- 36 - 27
212482	1- 36 - 28
216065	1- 22 - 90
216067	1- 22 - 93
216076	1- 28 - 14
	1- 33 - 52
	1- 34 - 61
	1- 35 - 56
216084	1- 28 - 15
216085	1- 27 - 1
	1- 28 - 1
216094	1- 28 - 16
216128	1- 2 -112
	1- 2 -143
	1- 2 -180
216197	1- 34 - 72
	1- 35 - 45
216204	1- 28 - 17
216206	1- 33 - 53
	1- 34 - 60
	1- 35 - 54
216207	1- 28 - 2
216208	1- 20 - 7
216210	1- 20 - 5
216265	1- 28 - 6
	1- 28 - 24
	1- 43 - 69
216268	1- 28 - 18
216285	1- 28 - 19
216303	1- 28 - 20
216362	1- 32 - 8
217019	1- 33 - 54
	1- 34 - 75
	1- 35 - 48
219423	1- 35 - 42
219743	1- 10 - 92
	1- 11 - 83
	1- 12 - 73
220830	1- 23 - 7
	1- 23 - 43
	1- 24 - 7
	1- 24 - 43
220912	1- 35 - 18
220914	1- 33 - 31
	1- 34 - 30
221790	1- 24 -108A
	1- 30 - 7
223473	1- 23 -110
225574	1- 1 -433
225859	1- 2 - 25
226162	1- 1 - 66
227370	1- 23 -112
	1- 37 - 12

PART NO.	LIST AND INDEX NO.
227379-CONT	1- 38 - 14
	1- 39 - 20
	1- 40 - 19
	1- 41 - 24
	1- 42 - 25
228093	1- 22 -205
	1- 23 -269
228348	1- 1 -492
228373	1- 10 -118
233355	1- 1 -122
	1- 1 -211
	1- 1 -211
	1- 1 -221
234328	1- 23 -168
234329	1- 10 -150
	1- 23 -113
	1- 24 -110
234330	1- 1 -558
	1- 10 -157
	1- 11 -141
	1- 12 -128
234331	1- 24 -220
234333	1- 1 -498
234340	1- 24 -110A
234341	1- 16 - 16
236550	1- 1 -165
	1- 1 -283
	1- 1 -348
	1- 17 - 5
	1- 18 - 5
	1- 19 - 3
	1- 39 - 21
	1- 40 - 20
	1- 41 - 25
	1- 42 - 26
236849	1- 1 -298
	1- 10 - 2
	1- 23 -114
	1- 24 -111
	1- 37 - 13
	1- 38 - 15
	1- 39 - 22
	1- 40 - 21
	1- 41 - 26
	1- 42 - 27
237245	1- 1 -566
	1- 1 -587
238364	1- 2 - 43
249313	1- 6 - 18
	1- 7 - 26
250627	1- 1 -113
	1- 1 -483
	1- 5 - 33
	1- 10 - 42
	1- 10 - 64
	1- 11 - 37
	1- 11 - 57
	1- 12 - 23
	1- 12 - 46
251820	1- 1 -205
251970	1- 1 - 86
	1- 1 -146
	1- 1 -355
	1- 1 -293
	1- 1 -473
	1- 1 -490
	1- 7 - 13
	1- 10 - 28
	1- 11 - 55
	1- 12 - 43
	1- 18 - 15
	1- 19 - 5
	1- 19 - 7
	1- 20 - 2
	1- 20 - 4
252240	1- 36 - 29
253219	1- 39 - 23
	1- 40 - 22
	1- 41 - 27
	1- 42 - 28

PART NO.	LIST AND INDEX NO.
253453	1- 43 - 3
253740	1- 43 - 4
255728	1- 20 - 10
255729	1- 20 - 11
256106	1- 1 - 60
	1- 1 - 68
256433	1- 7 - 32
256443	1- 6 - 20
256759	1- 3 - 40
257079	1- 29 - 15
257080	1- 29 - 16
257186	1- 2 - 40
	1- 22 -169
257187	1- 2 - 57
	1- 7 - 10
	1- 7 - 24
	1- 13 - 4
	1- 14 - 2
	1- 22 - 69
	1- 22 - 91
	1- 22 -142
	1- 23 - 8
	1- 23 - 44
	1- 23 -116
	1- 23 -235
	1- 24 - 8
	1- 24 - 44
	1- 24 -112
	1- 24 -180
	1- 32 - 9
	1- 38 - 16
	1- 39 - 24
	1- 40 - 23
	1- 41 - 28
	1- 42 - 29
257189	1- 1 -422
	1- 2 - 8
	1- 22 - 48
	1- 23 - 20
	1- 23 -117
	1- 24 - 20
	1- 24 -113
	1- 29 - 17
	1- 35 - 24
	1- 36 - 30
	1- 37 - 14
	1- 38 - 17
	1- 39 - 25
	1- 40 - 24
	1- 41 - 29
	1- 42 - 30
257294	1- 10 - 84
	1- 11 - 75
	1- 12 - 63
257354	1- 33 - 32
	1- 34 - 42
	1- 35 - 11
257572	1- 4 - 10
257616	1- 23 -169
	1- 24 -221
257956	1- 10 - 59
	1- 11 - 52
	1- 12 - 40
257957	1- 1 -350
	1- 2 - 34
	1- 17 - 9
	1- 18 - 0
257958	1- 1 - 88
	1- 6 - 50
	1- 7 - 26
257960	1- 1 -395
	1- 10 - 48
	1- 11 - 44
	1- 14 - 21
257970	1- 17 - 15
257973	1- 22 - 8
257982	1- 1 -185
	1- 1 -272
	1- 1 -292
	1- 1 -425

PART NO.	LIST AND INDEX NO.
257982-CONT	1- 1 -519
	1- 2 - 94
257984	1- 23 -119
	1- 24 -115
257985	1- 1 -210
	1- 1 -220
	1- 1 -320
	1- 1 -337
	1- 1 -378
	1- 1 -524
	1- 10 - 29
	1- 17 - 35
257986	1- 1 - 16
	1- 1 -553
	1- 1 -574
	1- 1 -595
	1- 2 - 55
	1- 2 - 82
	1- 2 -174
	1- 3 - 12
	1- 5 - 15
	1- 6 - 8
	1- 6 - 64
	1- 6 - 70
	1- 7 - 23
	1- 7 - 74
	1- 7 - 81
	1- 8 - 11F
	1- 9 - 20
	1- 16 - 11
	1- 22 - 56
	1- 22 - 65
	1- 23 -253
	1- 24 -199
	1- 33 - 55
	1- 34 - 55
	1- 35 - 59
	1- 36 - 31
261853	1- 37 - 15
	1- 38 - 28
	1- 39 - 26
	1- 40 - 25
	1- 41 - 30
	1- 42 - 31
263686	1- 37 - 16
	1- 38 - 18
264054	1- 1 -110
264641	1- 22 - 94
265195	1- 22 -128
283155	1- 39 - 28
	1- 42 - 33
289142	1- 29 - 18
	1- 39 - 27
	1- 40 - 26
	1- 41 - 31
	1- 42 - 32
289504	1- 23 -120
	1- 24 -115A
302090	1- 1 -561
	1- 17 - 3
	1- 18 - 3
	1- 19 - 1
	1- 22 - 96
	1- 29 - 19
	1- 39 - 30
	1- 40 - 27
	1- 41 - 32
	1- 42 - 35
302131	1- 1 -563
	1- 17 - 4
	1- 18 - 4
	1- 22 - 98
	1- 29 - 20
	1- 39 - 31
	1- 40 - 28
	1- 41 - 33
	1- 42 - 36
302812	1- 3 - 4
303217	1- 2 - 12
	1- 5 - 24

PART NO.	LIST AND INDEX NO.
303549	1- 36 - 32
309747	1- 1 -491
309758	1- 26 - 6
310113	1- 3 - 17
310781	1- 10 -144
	1- 11 -128
	1- 12 -119
311462	1- 2 - 46
312573	1- 23 -203
	1- 23 -212
	1- 23 -223
	1- 23 -243
	1- 24 -151
	1- 24 -157
	1- 24 -168
	1- 24 -188
312575	1- 23 -204
	1- 23 -213
	1- 23 -224
	1- 23 -244
	1- 24 -152
	1- 24 -158
	1- 24 -169
	1- 24 -189
313361	1- 43 - 21
313453	1- 23 -121
	1- 24 -116
313649	1- 24 -117
314226	1- 37 - 17
	1- 38 - 19
316807	1- 22 -155
	1- 23 -122
	1- 24 -118
316996	1- 33 - 56
	1- 34 - 71
	1- 35 - 44
	1- 35 - 50
317310	1- 32 - 10
317409	1- 23 -214
	1- 23 -225
	1- 24 -159
	1- 24 -170
317464	1- 1 -101
	1- 1 -243
319886	1- 2 - 65
320167	1- 29 - 32
	1- 39 - 29
	1- 42 - 34
320456	1- 38 - 27
	1- 39 - 32
	1- 40 - 29
	1- 41 - 34
	1- 42 - 37
321051	1- 43 - 20
321483	1- 2 - 47
322025	1- 43 - 25
322065	1- 1 -366
	1- 1 -371
	1- 18 - 19
	1- 23 -123
	1- 24 -119
322271	1- 36 - 33
322550	1- 1 -381
	1- 1 -400
	1- 2 - 54
	1- 6 - 69
	1- 7 - 80
	1- 10 - 17
	1- 11 - 17
	1- 16 - 10
	1- 17 - 19
	1- 23 -124
322551	1- 10 -153
	1- 11 -138
	1- 12 -130
	1- 23 -125
322552	1- 6 - 63
	1- 7 - 73
322555	1- 36 - 34
322572	1- 39 - 33

PART NO.	LIST AND INDEX NO.
322572-CONT	1- 40 - 30
	1- 41 - 37
	1- 42 - 38
322767	1- 37 - 18
	1- 38 - 21
	1- 39 - 34
	1- 40 - 31
	1- 41 - 35
	1- 42 - 39
323844	1- 33 - 33
	1- 34 - 36
	1- 35 - 5
324403	1- 1 - 36
325985	1- 1 - 9
328037	1- 8 - 19
	1- 9 - 31
	1- 10 -124
	1- 11 -106
	1- 12 - 96
328833	1- 12 - 30
331800	1- 25 - 7
	1- 26 - 9
331801	1- 25 - 8
	1- 26 - 10
331802	1- 25 - 5
	1- 25 - 5
	1- 26 - 7
332550	1- 24 -120
332620	1- 1 -217
	1- 1 -496
	1- 22 - 21
	1- 22 - 39
	1- 39 - 35
	1- 40 - 32
	1- 41 - 36
	1- 42 - 40
332747	1- 1 -418
332922	1- 2 - 52
333182	1- 2 -110
	1- 2 -141
	1- 2 -178
333253	1- 39 - 36
	1- 40 - 33
	1- 41 - 38
	1- 42 - 41
334910	1- 33 - 6
	1- 43 - 26
334921	1- 33 - 7
	1- 34 - 11
	1- 43 - 27
334925	1- 24 -121
334932	1- 33 - 8
	1- 34 - 12
	1- 43 - 28
335138	1- 33 - 57
	1- 34 - 65
	1- 35 - 40
336131	1- 22 - 70
336132	1- 22 - 68
336141	1- 2 -148
336144	1- 2 - 21
336151	1- 2 - 24
336176	1- 22 - 1
	1- 22 - 1
336232	1- 2 - 30
336249	1- 2 - 2
336254	1- 22 - 7
	1- 22 - 7
336259	1- 2 - 32
336263	1- 2 -153
336300	1- 2 - 48
336321	1- 2 -150
336344	1- 22 - 12
	1- 22 - 12
336345	1- 22 - 10
	1- 22 - 10
336534	1- 22 - 14
	1- 22 - 14
336651	1- 1 -274
336673	1- 2 - 5

PART NO.	LIST AND INDEX NO.
336675	1- 2 - 1
336688	1- 2 - 4
336808	1- 22 - 51
337523	1- 38 - 22
338169	1- 22 -136
338238	1- 1 -319
	1- 1 -336
	1- 3 - 11
	1- 14 - 19
	1- 17 - 7
	1- 18 - 7
	1- 22 - 11
340000	1- 6 - 44
	1- 7 - 58
340031	1- 5 - 7
344015	1- 22 -116
348663	1- 28 - 5
350886	1- 24 -122
352491	1- 27 - 8
355369	1- 18 - 28
356742	1- 6 - 10
	1- 31 - 21
357433	1- 1 - 93
	1- 1 -380
	1- 2 - 41
	1- 6 - 3
	1- 7 - 18
	1- 7 - 31
	1- 23 -126
	1- 24 -123
357995	1- 29 - 21
359695	1- 33 - 9
	1- 34 - 10
	1- 43 - 6
360370	1- 21 - 8
	1- 33 - 10
	1- 34 - 9
	1- 43 - 7
360433	1- 42 - 51
	1- 42 - 54
	1- 43 - 2
360882	1- 36 - 35
	1- 37 - 19
	1- 38 - 24
363023	1- 22 -179
363134	1- 22 -192
	1- 22 -192
363135	1- 22 -188
	1- 22 -188
363138	1- 22 -167
363143	1- 22 -124
363172	1- 22 -150
363188	1- 20 - 12
363251	1- 22 -107
363252	1- 22 -108
363333	1- 22 -113
	1- 22 -113
363404	1- 25 - 9
	1- 25 - 9
	1- 26 - 11
363407	1- 29 - 33
363410	1- 22 -115
	1- 22 -115
363416	1- 29 - 23
	1- 36 - 36
363434	1- 36 - 37
	1- 37 - 20
	1- 38 - 23
363446	1- 39 - 37
	1- 40 - 34
	1- 41 - 39
	1- 42 - 42
363466	1- 1 -279
	1- 22 -114
	1- 22 -114
363507	1- 22 -176
363508	1- 22 -175
	1- 22 -175
364696	1- 37 - 21
	1- 38 - 25

PART NO.	LIST AND INDEX NO.
367181	1- 26 - 12
367182	1- 25 - 10
	1- 26 - 13
368222	1- 43 - 77
369207	1- 23 -127
	1- 24 -124
369214	1- 33 - 58
	1- 34 - 69
	1- 35 - 41
370576	1- 33 - 11
	1- 34 - 8
	1- 35 - 69
370610	1- 33 - 12
	1- 34 - 7
	1- 35 - 69
370613	1- 33 - 12
	1- 34 - 7
372688	1- 32 - 11
433548	1- 22 -126
435599	1- 29 - 34
437763	1- 2 -149
	1- 2 -171
	1- 10 - 40
	1- 10 -105
	1- 11 - 35
	1- 11 - 94
	1- 11 -116
	1- 11 -136
	1- 12 - 21
	1- 12 - 84
	1- 12 -106
	1- 12 -126
437904	1- 8 - 29
	1- 9 - 38A
438541	1- 22 - 73
438548	1- 1 -163
	1- 1 -209
	1- 1 -219
	1- 1 -313
	1- 1 -330
	1- 1 -405
	1- 6 - 62
	1- 6 - 74
	1- 7 - 69
	1- 7 - 85
438549	1- 1 -562
	1- 20 - 6
	1- 20 - 9
	1- 22 - 97
	1- 29 - 24
438551	1- 22 -206
	1- 23 -270
438552	1- 1 -347
438553	1- 1 -397
438554	1- 2 - 44
438566	1- 8 - 3
	1- 9 - 3
438567	1- 28 - 8
438568	1- 1 -375
	1- 6 - 55
	1- 7 - 65
438569	1- 1 -573
438572	1- 1 -301
438573	1- 23 -128
	1- 24 -125
	1- 38 - 26
438586	1- 1 -160
	1- 6 - 35
	1- 7 - 48
	1- 7 - 53B
438589	1- 1 -580
438590	1- 1 -421
438601	1- 1 -179
	1- 10 - 94
	1- 11 - 85
	1- 12 - 76
438613	1- 23 -129
438624	1- 1 -281
440514	1- 33 - 34
	1- 34 - 23

PART NO.	LIST AND INDEX NO.
441160	1- 33 - 13
441683	1- 10 -113
	1- 11 -102
	1- 12 - 92
442172	1- 23 -130
	1- 24 -126
442540	1- 24 -248
	1- 33 -REF
442976	1- 36 - 38
443880	1- 23 -254
	1- 24 -200
443881	1- 23 -193
	1- 23 -255
	1- 24 -141
	1- 24 -201
443967	1- 23 -194
	1- 23 -256
	1- 24 -142
	1- 24 -202
444373	1- 3 - 24
458436	1- 23 -131
466432	1- 23 -177
467638	1- 1 - 52
472720	1- 1 -151
	1- 1 -177
473382	1- 33 - 35
	1- 34 - 45
473392	1- 35 - 14
473402	1- 33 - 36
	1- 34 - 40
	1- 35 - 9
473412	1- 33 - 37
	1- 34 - 29
	1- 35 - 30
473422	1- 33 - 38
473442	1- 33 - 59
	1- 34 - 63
473449	1- 34 - 64
473480	1- 24 -247
	1- 35 -REF
473484	1- 35 - 1
473485	1- 35 - 38
473487	1- 35 - 37
473488	1- 35 - 52
473489	1- 35 - 68
473490	1- 24 -248
	1- 34 -REF
473494	1- 33 - 14
	1- 34 - 14
473495	1- 33 - 43
	1- 34 - 47
473497	1- 33 - 39
	1- 34 - 46
473498	1- 33 - 60
	1- 34 - 79
473499	1- 33 - 61
473520	1- 33 - 62
	1- 34 - 53
	1- 35 - 57
473531	1- 33 - 63
	1- 34 - 51
	1- 35 - 66
473532	1- 33 - 64
	1- 34 - 62
	1- 35 - 67
473536	1- 33 - 65
	1- 34 - 78
	1- 35 - 51
473543	1- 34 - 26
	1- 35 - 27
473544	1- 33 - 66
	1- 34 - 50
	1- 35 - 65
473545	1- 33 - 40
	1- 34 - 34
	1- 35 - 3
473547	1- 33 - 67
	1- 34 - 58
	1- 35 - 62
473582	1- 33 - 68

PART NO.	LIST AND INDEX NO.
473582-CONT	1- 34 - 76
	1- 35 - 49
473586	1- 35 - 20
473590	1- 1 -305
474644	1- 32 - 23
478043	1- 33 - 69
	1- 34 - 77
478045	1- 33 - 70
	1- 34 - 67
478046	1- 30 - 8
478047	1- 30 - 9
478730	1- 1 - 14
480554	1- 36 - 39
482499	1- 42 - 55
491228	1- 33 - 75
	1- 34 - 6
	1- 35 - 19
491296	1- 36 - 40
491318	1- 28 - 25
492473	1- 28 - 7
501544	1- 35 - 31
505301	1- 39 - 46
	1- 42 - 58
510809	1- 36 - 41
510990	1- 36 - 42
511592	1- 31 - 22
511699	1- 38 - 29
	1- 39 - 38
	1- 40 - 35
	1- 41 - 40
	1- 42 - 43
512583	1- 33 - 41
	1- 34 - 39
	1- 35 - 8
513799	1- 35 - 25
515661	1- 7 - 16
	1- 23 -132
516919	1- 29 - 25
517180	1- 24 -127
517746	1- 1 -411
517913	1- 30 - 10
518635	1- 36 - 43
521684	1- 21 - 4
523267	1- 43 - 76
523951	1- 23 -133
	1- 24 -128
524928	1- 39 - 39
	1- 40 - 36
	1- 41 - 41
	1- 42 - 44
526378	1- 30 - 11
	1- 39 - 40
	1- 40 - 37
	1- 41 - 42
	1- 42 - 45
528154	1- 41 - 43
	1- 42 - 46
528251	1- 2 -126
529084	1- 27 - 10
532393	1- 1 -382
	1- 13 - 5
	1- 23 -134
	1- 24 -129
533534	1- 33 - 42
	1- 34 - 19
	1- 35 - 34
534705	1- 36 - 44
552222	1- 36 - 45
552543	1- 36 - 46
552597	1- 1 -297
	1- 23 -135
	1- 24 -130
553155	1- 36 - 47
553400	1- 36 - 59
588396	1- 36 - 48
588956	1- 36 - 49
588957	1- 36 - 50
591047	1- 43 - 75
594940	1- 1 -581
595720	1- 43 - 19

PART NO.	LIST AND INDEX NO.
598343	1- 38 - 30
	1- 40 - 38
	1- 41 - 44
598479	1- 33 - 71
	1- 34 - 72
	1- 35 - 45
	1- 38 - 31
	1- 39 - 41
	1- 40 - 39
	1- 41 - 45
	1- 42 - 47
600560	1- 1 -299
	1- 23 -136
	1- 23 -170
	1- 24 -131
	1- 36 - 51
	1- 37 - 22
	1- 38 - 32
	1- 39 - 42
	1- 40 - 40
	1- 41 - 46
	1- 42 - 48
601093	1- 23 -137
	1- 24 -132
601939	1- 1 -583
602185	1- 2 - 33
602196	1- 2 - 36
602238	1- 2 - 35
602249	1- 2 -115
	1- 2 -146
	1- 2 -183
602269	1- 1 -420
602291	1- 16 - 23
602340	1- 22 - 82
602364	1- 22 -145
602390	1- 22 - 80
602393	1- 22 - 81
602401	1- 22 - 77
602415	1- 22 - 79
602459	1- 22 - 66
602464	1- 22 - 61
602465	1- 22 - 63
602468	1- 22 - 54
602488	1- 22 - 89
	1- 23 - 65
	1- 24 - 65
602489	1- 22 - 87
602493	1- 1 -277
602495	1- 1 -278
602737	1- 17 - 22
602809	1- 22 -149
603152	1- 43 - 8
603230	1- 27 - 19
603554	1- 2 - 23
603703	1- 2 -111
	1- 2 -142
	1- 2 -179
603778	1- 2 -175
603798	1- 22 -148
603846	1- 2 -116
	1- 2 -147
	1- 2 -184
603850	1- 2 -109
	1- 2 -140
	1- 2 -177
603857	1- 2 -113
	1- 2 -144
	1- 2 -181
603879	1- 22 - 33
607096	1- 2 - 76
607206	1- 2 - 28
607207	1- 2 - 26
607215	1- 2 - 74
	1- 2 - 79
607216	1- 2 - 71
608002	1- 23 -271
609180	1- 23 -137A
	1- 24 -132A
609450	1- 23 -138
609549	1- 23 -139

PART NO.	LIST AND INDEX NO.
609549-CONT	1- 24 -133
609551	1- 23 - 21
	1- 24 - 21
609684	1- 28 - 9
609687	1- 43 - 18
609780	1- 2 - 37
610060	1- 29 - 26
611369	1- 10 - 71
	1- 11 - 64
	1- 12 - 52
611565	1- 21 - 5
611750	1- 23 -140
611812	1- 16 - 3
611971	1- 1 -257
611974	1- 11 - 24
	1- 12 - 8
611977	1- 1 -324
611978	1- 1 -322
611979	1- 1 -310
611983	1- 11 - 25
	1- 12 - 12
611984	1- 1 -578
611985	1- 5 - 18
611986	1- 5 - 1
611987	1- 5 - 4
611989	1- 5 - 12
611993	1- 1 -582
611994	1- 22 -105
611995	1- 23 -188
611996	1- 23 -189
612002	1- 1 -279
612003	1- 1 -237
612004	1- 1 -234
612005	1- 1 -230
612006	1- 1 -236
612008	1- 1 -597
612009	1- 1 -600
612010	1- 1 -599
612011	1- 1 -539
612013	1- 1 - 1
612014	1- 1 -194
612015	1- 1 -468
612017	1- 1 -470
612018	1- 1 -542
612019	1- 22 -132
612020	1- 1 - 53
612023	1- 1 - 50
612024	1- 1 -497
612025	1- 1 -516
612026	1- 1 -500
	1- 4 - 1
612028	1- 1 -514
612029	1- 2 - 83
612030	1- 1 -472
612031	1- 1 -488
612032	1- 1 -476
612035	1- 1 -478
612039	1- 1 -480
612040	1- 1 -484
612041	1- 1 -482
612042	1- 1 -481
612043	1- 1 -485
612046	1- 1 -486
612048	1- 23 -141
612050	1- 1 - 71
	1- 3 -REF
612051	1- 3 - 41
612052	1- 3 - 36
612053	1- 3 - 37
612054	1- 1 - 76
	1- 3 - 39
612057	1- 3 - 6
612058	1- 3 - 8
612059	1- 3 - 9
612060	1- 3 - 14
612061	1- 3 - 15
612062	1- 3 - 16
612063	1- 3 - 18
612064	1- 3 - 19
612065	1- 3 - 20



PART NO.	LIST AND INDEX NO.
612066	1- 3 - 21
612067	1- 3 - 22
612069	1- 3 - 28
612072	1- 3 - 29
612073	1- 3 - 31
612074	1- 3 - 33
612086	1- 1 - 112
612091	1- 1 - 129
612096	1- 1 - 253
612098	1- 22 - 42
612099	1- 22 - 207
612100	1- 1 - 178
612101	1- 1 - 164
	1- 1 - 164
612117	1- 1 - 593
612118	1- 1 - 531
612119	1- 1 - 588
612120	1- 1 - 596
612121	1- 1 - 78
	1- 1 - 84
612122	1- 1 - 77
612125	1- 1 - 532
612130	1- 1 - 227
612131	1- 1 - 216
612132	1- 1 - 225
612135	1- 1 - 222
612136	1- 1 - 218
612137	1- 1 - 204
	1- 1 - 204
612138	1- 1 - 212
612140	1- 1 - 208
	1- 1 - 208
612141	1- 1 - 215
612142	1- 1 - 119
612146	1- 1 - 121
612147	1- 1 - 124
612150	1- 1 - 116
612153	1- 1 - 449
612157	1- 1 - 426
	1- 1 - 446
	1- 1 - 452
612158	1- 1 - 427
	1- 1 - 447
	1- 1 - 453
612159	1- 1 - 95
612160	1- 1 - 365
	1- 17 - REF
	1- 18 - REF
612164	1- 17 - 13
	1- 18 - 13
612165	1- 17 - 31
612166	1- 17 - 14
	1- 18 - 14
612167	1- 1 - 356
	1- 17 - 32
	1- 18 - 30
612171	1- 1 - 459
612172	0- 18 - 35
	1- 1 - 138
	1- 17 - 38
612176	1- 17 - 6
	1- 18 - 6
612177	1- 17 - 12
	1- 18 - 12
612178	1- 1 - 349
	1- 17 - 8
	1- 18 - 8
612180	1- 1 - 385
	1- 19 - REF
612182	1- 19 - 11
612186	1- 1 - 379
	1- 20 - REF
612189	1- 20 - 1
612192	1- 1 - 190
	1- 4 - REF
612193	1- 4 - 17
612195	1- 4 - 14
612200	1- 1 - 98
	1- 1 - 98
612201	1- 2 - 197

PART NO.	LIST AND INDEX NO.
612205	1- 2 - 196
612207	1- 2 - 155
612208	1- 2 - 194
612209	1- 2 - 159
612211	1- 2 - 161
	1- 2 - 191
612213	1- 2 - 16
612214	1- 2 - 80
612215	1- 2 - 90
612223	1- 2 - 59
	1- 2 - 85
612224	1- 2 - 68
612228	1- 2 - 132
612229	1- 2 - 138
	1- 2 - 165
612230	1- 2 - 136
612234	1- 2 - 64
612239	1- 2 - 67
612240	1- 2 - 92
612241	1- 2 - 19
612242	1- 2 - 20
612243	1- 2 - 9
612244	1- 1 - 271
612247	1- 1 - 262
612248	1- 1 - 266
612249	1- 1 - 264
612252	1- 1 - 265
612255	1- 1 - 280
612259	1- 1 - 250
612262	1- 1 - 23
612263	1- 1 - 26
612264	1- 1 - 24
612266	1- 1 - 13
	1- 1 - 28
612267	1- 1 - 19
612268	1- 1 - 22
612269	1- 1 - 27
612270	1- 1 - 11
612272	1- 1 - 21
612273	1- 1 - 17
612275	1- 1 - 126
612277	1- 1 - 118
612279	1- 1 - 96
612283	1- 1 - 430
612284	1- 1 - 437
612290	1- 1 - 545
612291	1- 1 - 429
612292	1- 1 - 461
612293	1- 1 - 416
612294	1- 1 - 188
612297	1- 1 - 424
612301	1- 6 - 51
	1- 7 - 61
	1- 8 - REF
612302	1- 8 - 45
	1- 9 - 50
612303	1- 8 - 16
	1- 9 - 28
612305	1- 8 - 18
	1- 9 - 30
612306	1- 8 - 13
	1- 8 - 15
	1- 8 - 15A
	1- 9 - 27
612307	1- 8 - 4
612308	1- 8 - 14
612309	1- 8 - 11
612313	1- 8 - 22
	1- 8 - 44
	1- 9 - 49
612314	1- 8 - 23
	1- 9 - 15A
612315	1- 8 - 5
612316	1- 8 - 8
612319	1- 8 - 10
	1- 8 - 24
612320	1- 9 - 28
	1- 9 - 38
612322	1- 8 - 33
	1- 9 - 39

PART NO.	LIST AND INDEX NO.
612327	1- 8 - 27
	1- 9 - 35
612329	1- 8 - 26
	1- 9 - 34
612330	1- 8 - 24
	1- 9 - 32
612331	1- 8 - 40
	1- 9 - 45
612334	1- 8 - 38
	1- 9 - 43
612336	1- 8 - 25
	1- 9 - 33
612337	1- 10 - 49
612338	1- 10 - 47
612344	1- 10 - 78
612345	1- 10 - 85
	1- 10 - 89A
	1- 11 - 76
	1- 11 - 80
	1- 12 - 64
	1- 12 - 69
612352	1- 10 - 69
612356	1- 13 - 6
612359	1- 13 - 7
612361	1- 13 - 8
	1- 14 - 17
612366	1- 10 - 31
612368	1- 10 - 30
612369	1- 10 - 27
612370	1- 10 - 5
	1- 11 - 5
612371	1- 10 - 8
	1- 11 - 8
612372	1- 10 - 9
	1- 10 - 18
	1- 11 - 9
	1- 11 - 18
612374	1- 10 - 14
	1- 10 - 16A
	1- 10 - 23
	1- 11 - 10
612376	1- 10 - 13
	1- 10 - 20
	1- 11 - 11
612377	1- 10 - 12
	1- 10 - 21
	1- 11 - 12
612378	1- 10 - 11
	1- 10 - 22
	1- 11 - 13
612379	1- 10 - 10
	1- 11 - 14
612380	1- 10 - 52
612386	1- 10 - 50
612387	1- 10 - 15B
612389	1- 10 - 19
	1- 11 - 19
612393	1- 10 - 43
	1- 11 - 38
	1- 12 - 24
612396	1- 10 - 45
	1- 11 - 40
	1- 12 - 26
612397	1- 10 - 37
	1- 11 - 32
612398	1- 10 - 61
	1- 11 - 54
	1- 12 - 42
612401	1- 10 - 67
612402	1- 10 - 70
	1- 11 - 63
	1- 12 - 51
612403	1- 6 - 5
	1- 7 - 19
612404	1- 6 - 9
	1- 7 - 25
612405	1- 6 - 6
	1- 7 - 21
612406	1- 10 - 128
	1- 11 - 110

PART NO.	LIST AND INDEX NO.
612406-CONT	1- 12 -100
612408	1- 10 -109
	1- 11 - 98
	1- 12 - 91
612409	1- 10 -108
	1- 11 - 97
	1- 12 - 87
612410	1- 10 -126
	1- 11 -108
	1- 12 - 98
612411	1- 10 -123
	1- 11 -105
	1- 12 - 95
612412	1- 10 -122
	1- 11 -104
	1- 12 - 94
612414	1- 7 - 12
	1- 10 -121
612415	1- 7 - 6
	1- 10 -115
612420	1- 10 -104
	1- 11 - 93
	1- 12 - 83
612422	1- 10 -138
612424	1- 10 -133
612425	1- 10 -129
	1- 11 -111
	1- 12 -101
612426	1- 10 -132
	1- 11 -115
	1- 12 -105
612428	1- 10 - 57
	1- 11 - 50
	1- 12 - 38
612429	1- 10 - 53
	1- 11 - 46
	1- 12 - 34
612432	1- 10 - 54
	1- 11 - 47
	1- 12 - 35
612435	1- 10 -148
	1- 11 -131
	1- 12 -123
612440	1- 10 -142
612442	1- 10 - 97
612443	1- 10 -100
	1- 11 - 91
	1- 12 - 81
612445	1- 10 - 90
	1- 11 - 81
	1- 12 - 71
612454	1- 10 -151
	1- 11 -134
	1- 12 -124
612456	1- 15 - 10
612461	1- 15 - 7
612462	1- 1 -431
	1- 5 - 6
	1- 15 - 1
612465	1- 1 -240
612466	1- 13 - 9
	1- 14 - 8
612468	1- 10 - 58
	1- 11 - 51
	1- 12 - 39
612469	1- 10 - 55
	1- 11 - 48
612470	1- 10 - 56
	1- 11 - 49
612474	1- 10 - 75
612475	1- 6 - 54
	1- 7 - 64
612476	1- 6 - 58
	1- 7 - 68
612481	1- 6 - 59
	1- 7 - 70
612483	1- 6 - 60
	1- 7 - 71
612486	1- 6 - 61
	1- 7 - 72

PART NO.	LIST AND INDEX NO.
612487	1- 6 - 66
	1- 7 - 76
612488	1- 6 - 56
	1- 7 - 66
612489	1- 6 - 65
	1- 7 - 75
612490	1- 6 - 43
	1- 7 - 56
612493	1- 6 - 45
	1- 7 - 54
612494	1- 6 - 24
	1- 7 - 37
612495	1- 6 - 32
	1- 7 - 45
612510	1- 6 - 33
	1- 6 - 42
	1- 7 - 46
612511	1- 6 - 47
	1- 7 - 59
612512	1- 6 - 21
	1- 7 - 33
612513	1- 6 - 23
	1- 6 - 49
	1- 7 - 35
612518	1- 1 -182
612521	1- 1 -107
612525	1- 1 -108
612526	1- 1 -111
612527	1- 1 -103
612529	1- 1 -284
612531	1- 1 -267
	1- 1 -293
612532	1- 1 - 97
	1- 1 - 97
612534	1- 1 -136
612537	1- 1 -145
612540	1- 1 -520
612546	1- 6 - 16
	1- 7 - 29
612547	1- 6 - 76
	1- 7 - 87
612549	1- 1 -200
612552	1- 22 -163
612553	1- 22 -144
612554	1- 22 -153
612556	1- 22 -158
612557	1- 22 -159
612558	1- 22 -147
612561	1- 22 -110
	1- 22 -180
	1- 22 -112
612562	1- 22 -106
612563	1- 22 - 38
612564	1- 22 -103
612565	1- 22 - 26
612567	1- 22 - 25
612568	1- 22 - 9
612569	1- 22 - 9
	1- 22 - 32
612570	1- 22 - 45
612571	1- 22 - 20
612573	1- 22 - 44
612574	1- 22 - 19
612575	1- 22 - 31
	1- 22 - 75
612577	1- 22 - 83
612578	1- 22 - 58
612579	1- 22 - 74
612580	1- 22 - 59
612582	1- 22 -204
612584	1- 22 -200
612586	1- 22 -166
612590	1- 22 -166
	1- 1 -551
612594	1- 1 -518
612597	1- 1 -517
612603	1- 10 - 60
612604	1- 11 - 53
	1- 12 - 41
612605	1- 1 -522

PART NO.	LIST AND INDEX NO.
612606	1- 1 -184
612610	1- 1 -115
	1- 21 -RFF
612611	1- 21 - 6
612614	1- 21 - 9
612615	1- 20 - 18
612616	1- 1 -162
	1- 1 -162
612624	1- 1 -255
612625	1- 1 -137
	1- 16 - 2
612626	1- 1 -130
612630	1- 1 -142
	1- 1 -159
	1- 16 - 7
612632	1- 1 -455
	1- 1 -456
	1- 1 -457
	1- 1 -458
612633	1- 1 -261
612634	1- 1 -246
612639	1- 1 -161
612640	1- 1 -495
	1- 5 -REF
612642	1- 5 - 34
612644	1- 1 -231
	1- 5 - 31
612645	1- 5 - 16
612646	1- 5 - 32
612648	1- 5 - 19
612649	1- 5 - 22
612651	1- 5 - 2
	1- 5 - 20
612652	1- 5 - 23
612653	1- 5 - 28
612654	1- 5 - 26
612655	1- 5 - 25
612656	1- 5 - 27
612657	1- 5 - 29
612658	1- 5 - 30
612660	1- 1 - 33
612662	1- 1 -259
612663	1- 1 -226
612664	1- 1 -589
612665	1- 1 -557
612673	1- 1 - 18
612674	1- 1 - 72
612676	1- 1 -591
612682	1- 1 -186
	1- 1 -273
	1- 1 -201
612683	1- 1 -192
612686	1- 1 - 20
612687	1- 1 -193
612688	1- 1 -248
612690	1- 1 -460
612691	1- 1 -441
612692	1- 1 -368
612693	1- 1 -439
612694	1- 1 -174
612697	1- 1 -450
612704	1- 1 -438
612705	1- 1 -423
612706	1- 1 -549
612709	1- 6 - 1
	1- 7 - 3
	1- 1 - 70
612710	1- 1 - 85
612711	1- 1 -148
612718	1- 1 -153
612719	1- 1 -171
612720	1- 1 -155
612722	1- 1 -156
612723	1- 1 -157
612724	1- 1 -586
612737	1- 5 - 8
612744	1- 6 - 73
612750	1- 7 - 84
	1- 16 - 12
612752	1- 1 -141

PART NO.	LIST AND INDEX NO.
612753	1- 6 - 68
	1- 7 - 79
	1- 16 - 9
612754	1- 22 - 95
612759	1- 7 - 15
612763	1- 1 -434
612765	1- 1 -213
	1- 1 -223
612767	1- 22 -160
612768	1- 22 -154
612769	1- 22 -182
612772	1- 22 - 49
612778	1- 1 -401
612779	1- 8 - 9
	1- 9 - 23
	1- 10 - 98
	1- 11 - 89
	1- 12 - 79
612787	1- 22 -174
612788	1- 21 - 2
612794	1- 1 -104
612795	1- 1 - 73
	1- 1 - 73
612796	1- 22 - 15
612797	1- 22 - 27
	1- 22 - 27
612799	1- 22 -133
612800	1- 1 -181
612801	1- 17 - 28
612802	1- 17 - 24
612803	1- 17 - 16
612804	1- 17 - 18
	1- 18 - 18
612805	1- 17 - 21
	1- 18 - 21
612807	1- 17 - 27
612811	1- 1 - 8
612813	1- 10 -120
612815	1- 1 - 65
612816	1- 1 - 69
612817	1- 1 - 37
612818	1- 1 - 29
612819	1- 22 - 22
612820	1- 22 -151
612821	1- 22 -171
612822	1- 22 -170
612823	1- 22 -191
	1- 22 -191
612824	1- 22 -197
612825	1- 22 -198
612826	1- 1 -451
612827	1- 20 - 15
612828	1- 1 -387
612829	1- 1 -388
	1- 1 -390
612830	1- 1 -150
	1- 1 -176
612831	1- 1 -392
	1- 19 - 4
612832	1- 19 - 6
612833	1- 19 - 14
612834	1- 19 - 12
612835	1- 19 - 17
612836	1- 19 - 16
612837	1- 19 - 2
612838	1- 1 - 6
	1- 22 - 24
612840	1- 1 - 7
612841	1- 1 -527
612842	1- 1 -536
612843	1- 1 -251
612846	1- 23 -286
	1- 24 -244
612847	1- 1 -125
	1- 1 -202
612848	1- 1 -203
612849	1- 1 -445
612850	1- 1 -505
	1- 4 - 6
612852	1- 23 -142

PART NO.	LIST AND INDEX NO.
612853	1- 23 -143
612854	1- 15 - 4
612856	1- 7 - 9
612857	1- 10 - 80
	1- 11 - 70
	1- 12 - 58
612859	1- 1 -152
	1- 1 -180
612861	1- 20 - 13
612870	1- 20 - 14
612872	1- 20 - 8
612880	1- 17 - 41
612881	0- 18 - 39
	1- 17 - 42
612882	0- 17 - 44
	0- 18 - 41
612883	0- 18 - 37
	1- 17 - 40
612884	1- 1 -367
612885	1- 10 -101
612887	1- 1 -282
612888	1- 22 -109
612893	1- 1 -134
612895	1- 1 -445
612896	1- 1 -544
612901	1- 8 - 17
	1- 9 - 29
612902	1- 2 - 93
612907	1- 2 - 95
612910	1- 8 - 20
	1- 8 - 42
	1- 9 - 9
	1- 9 - 14A
	1- 9 - 47
612911	1- 8 - 31
	1- 9 - 41
612912	1- 8 - 36
	1- 9 - 42
612913	1- 8 - 2
	1- 9 - 2
612916	1- 1 -158
612917	1- 7 - 11
612918	1- 1 -376
612919	1- 1 -254
612921	1- 10 - 33
	1- 11 - 29
	1- 12 - 15
612922	1- 10 -102
612923	1- 10 -145
612924	1- 10 -152
	1- 11 -135
	1- 12 -125
612925	1- 10 - 86
612926	1- 10 - 81
612927	1- 10 - 89B
612928	1- 10 - 87
612932	1- 2 - 6
612933	1- 2 - 17
612934	1- 2 - 62
612935	1- 2 - 63
612939	1- 10 - 74
612940	1- 1 -242
	1- 6 -REF
612941	1- 10 - 63
612942	1- 10 - 65
	1- 11 - 58
	1- 12 - 45
612944	1- 10 - 15
	1- 10 -149
612945	1- 6 - 66A
	1- 10 -REF
612946	1- 7 - 1
612947	1- 10 - 32
612948	1- 10 - 24
612950	1- 1 - 50
612951	1- 10 -115
612952	1- 1 - 50
612953	1- 1 - 50
612955	1- 1 - 53
612957	1- 1 -173

PART NO.	LIST AND INDEX NO.
612958	1- 1 -172
612969	1- 6 - 41
	1- 7 - 53
612971	1- 6 - 34
	1- 7 - 47
612973	1- 6 - 46
	1- 7 - 57
612980	1- 1 -533
612986	1- 1 -325
612987	1- 1 -327
612988	1- 1 -287
612993	1- 2 - 13
612994	1- 2 - 14
612996	1- 2 - 7
612999	1- 23 -144
	1- 24 -134
613725	1- 2 -172
613874	1- 3 - 23
613875	1- 2 - 89
	1- 2 -193
614613	1- 37 - 23
	1- 38 - 33
614677	1- 1 -435
614679	1- 1 -493
614760	1- 1 -166
614761	1- 1 -170
614762	1- 1 -169
614763	1- 1 -168
614769	1- 1 -167
614774	1- 14 - 13
614775	1- 14 - 22
614786	1- 14 - 11
614788	1- 14 - 18
614790	1- 14 - 14
614791	1- 1 -577
614792	1- 14 - 20
614795	1- 11 - 1
	1- 14 -REF
614797	1- 10 -143
	1- 11 -127
	1- 12 -117
614799	1- 1 - 97
614926	1- 1 -278
614927	1- 1 -274
614928	1- 1 -135
614931	1- 8 - 1
	1- 9 - 1
614934	1- 9 - 4
614935	1- 9 - 11
614936	1- 11 -117
	1- 12 -109
614937	1- 11 -116A
	1- 12 -108
614938	1- 10 - 46A
	1- 11 - 41A
	1- 12 - 28
614939	1- 10 - 46A
	1- 11 - 41A
	1- 12 - 28
614940	1- 10 - 46A
	1- 11 - 41A
	1- 12 - 28
614941	1- 10 - 46A
	1- 11 - 41A
	1- 12 - 28
614942	1- 10 - 46A
	1- 11 - 41A
	1- 12 - 28
614943	1- 10 - 46A
	1- 11 - 41A
	1- 12 - 28
614946	1- 7 - 41
	1- 7 - 45F
	1- 7 - 40
	1- 7 - 53F
614954	1- 14 - 10
614955	1- 11 - 23A
	1- 12 - 7
614956	1- 11 - 23B
	1- 12 - 4

PART NO.	LIST AND INDEX NO.
614959	1- 8 - 11B
	1- 9 - 17
614969	1- 8 - 11F
	1- 9 - 21
614970	1- 8 - 11A
	1- 9 - 16
614971	1- 4 - 11
614987	1- 1 -404
614989	1- 6 - 39
	1- 7 - 39
	1- 7 - 45C
	1- 7 - 52
	1- 7 - 53C
614993	1- 1 -321
614994	1- 1 -326
614997	1- 8 - 30
	1- 9 - 36
614998	1- 8 - 35
	1- 9 - 37
614999	1- 1 -407
615039	1- 22 -101
615473	1- 23 -145
	1- 24 -135
615474	1- 23 -146
	1- 24 -136
615849	1- 1 -207
616623	1- 13 - 10
	1- 14 - 1
620638	1- 24 -254
621316	1- 23 -146A
	1- 24 -137
626065	1- 43 - 31
626098	1- 23 -147
	1- 24 -138
626252	1- 1 - 90
	1- 1 - 90
626253	1- 2 - 96
	1- 2 -117
626293	1- 1 -576
626365	1- 23 -290
	1- 24 -253
626379	1- 43 - 9
626400	1- 1 -REF
626402	1- 10 - 93
	1- 11 - 84
	1- 12 - 74
626404	1- 10 - 96
	1- 11 - 87
	1- 12 - 75
626408	1- 10 - 95
	1- 11 - 86
	1- 12 - 77
626412	1- 6 - 67
	1- 7 - 78
626415	1- 1 -242
	1- 7 -REF
626417	1- 8 - 39
	1- 8 - 41
	1- 9 - 44
	1- 9 - 46
626419	1- 1 -214
	1- 8 - 32
	1- 8 - 37
	1- 9 - 26
	1- 9 - 40
	1- 11 -126
	1- 12 -116
626421	1- 6 - 30
	1- 7 - 43
626422	1- 23 -257
	1- 24 -203
626450	1- 1 -494
626454	1- 1 -315
	1- 1 -332
626457	1- 1 -318
	1- 1 -335
626458	1- 1 -370
626459	1- 1 -372
626460	1- 1 -338
626461	1- 1 -316

PART NO.	LIST AND INDEX NO.
626461-CONT	1- 1 -333
626462	1- 1 -328
626464	1- 10 - 35
	1- 11 - 27
	1- 12 - 13
626467	1- 10 - 36
	1- 11 - 28
	1- 12 - 14
626472	1- 22 - 46
626476	1- 23 -171
626490	1- 1 -586
626491	1- 1 -567
	1- 1 -588
626497	1- 1 -565
626500	1- 23 - 70
626501	1- 23 - 1
	1- 24 - 1
626502	1- 23 - 59
626503	1- 23 - 59
626504	1- 23 - 59
626505	1- 23 - 59
626506	1- 1 -564
626507	1- 1 -579
626508	1- 1 -575
	1- 1 -584
626513	1- 27 - 13
626515	1- 25 - 11
	1- 26 - 14
626516	1- 23 -272
626517	1- 23 -148
626518	1- 23 -272A
626519	1- 23 -149
626524	1- 27 - 25
626525	1- 22 - 84
626527	1- 22 -118
	1- 22 -118
626528	1- 20 - 3
626529	1- 1 - 87
626531	1- 23 -150
	1- 24 -139
626534	1- 6 - 71
	1- 7 - 82
626535	1- 6 - 77
	1- 7 - 88
626538	1- 1 -526
626541	1- 1 -147
626542	1- 23 - 22
	1- 24 - 22
626543	1- 19 - 9
626544	1- 10 - 51
	1- 11 - 43
	1- 12 - 31
626545	1- 10 - 34
	1- 11 - 26
	1- 12 - 11
626546	1- 17 - 20
	1- 18 - 20
	1- 19 - 8
626549	1- 22 -185
626553	1- 39 - 43
	1- 40 - 41
	1- 41 - 47
	1- 42 - 49
626554	1- 23 -151
	1- 25 -REF
626555	1- 25 - 12
	1- 26 - 15
626556	1- 25 - 13
	1- 26 - 16
626558	1- 25 - 14
	1- 26 - 17
626559	1- 25 - 15
626560	1- 25 - 16
626562	1- 25 - 17
626563	1- 25 - 18
626566	1- 23 -152
	1- 27 -REF
626567	1- 23 -153
	1- 29 -REF
626568	1- 29 - 27

PART NO.	LIST AND INDEX NO.
626570	1- 27 - 2
626572	1- 27 - 11
626573	1- 27 - 14
626574	1- 40 - 42
	1- 41 - 48
626575	1- 41 - 49
	1- 42 - 50
626576	1- 41 - 50
	1- 42 - 53
626577	1- 39 - 44
	1- 40 - 43
	1- 41 - 51
	1- 42 - 56
626578	1- 27 - 26
626579	1- 27 - 27
626580	1- 23 -287
	1- 41 -REF
626581	1- 23 -287
	1- 41 -REF
626582	1- 40 - 44
	1- 41 - 52
626583	1- 40 - 44
	1- 41 - 52
626584	1- 37 - 24
	1- 38 - 34
	1- 38 - 35
	1- 39 - 47
	1- 40 - 45
	1- 41 - 53
	1- 42 - 59
626585	1- 41 - 54
	1- 42 - 60
626586	1- 39 - 48
	1- 40 - 46
	1- 41 - 55
	1- 42 - 61
626587	1- 38 - 36
	1- 39 - 49
	1- 40 - 47
	1- 41 - 56
	1- 42 - 62
626589	1- 39 - 50
	1- 40 - 48
	1- 41 - 57
	1- 42 - 63
626591	1- 23 -286A
626592	1- 23 -286B
	1- 24 -244
626593	1- 23 -286C
626594	1- 25 - 19
626595	1- 23 -286D
626596	1- 29 - 28
626597	1- 41 - 58
626680	1- 1 -307
626688	1- 1 -300
626690	1- 6 - 14
626696	1- 22 -125
626697	1- 7 - 5
	1- 10 -116
626704	1- 23 - 39
	1- 24 - 39
626706	1- 23 - 15
	1- 24 - 15
626708	1- 23 - 23
	1- 24 - 23
626709	1- 23 - 33
	1- 24 - 33
626710	1- 23 - 2
	1- 24 - 2
626712	1- 23 - 66
626713	1- 23 - 66
626714	1- 23 - 66
626715	1- 23 -172
	1- 24 -222
626716	1- 23 -154
626717	1- 23 - 60
626718	1- 23 - 61
626719	1- 23 - 62
626720	1- 23 - 14
	1- 24 - 14

PART NO.	LIST AND INDEX NO.
626722	1- 23 - 18
	1- 24 - 18
626723	1- 23 - 32
	1- 24 - 32
626724	1- 23 - 9
	1- 24 - 9
626725	1- 23 -192
	1- 24 -140
626726	1- 23 - 37
	1- 24 - 37
626727	1- 22 -127
626728	1- 19 - 18
626733	1- 29 - 29
626736	1- 23 - 10
	1- 24 - 10
626737	1- 23 -201
	1- 24 -149
626738	1- 23 -206
626739	1- 23 - 11
	1- 24 - 11
626740	1- 1 -543
626741	1- 23 -207
	1- 24 -154
626742	1- 23 -208
	1- 24 -155
626746	1- 23 -173
626751	1- 23 -174
626752	1- 23 -209
626753	1- 23 -210
626754	1- 23 -195
	1- 24 -143
626755	1- 23 -196
	1- 24 -144
626757	1- 23 -211
	1- 24 -156
626758	1- 23 -205
	1- 23 -215
	1- 23 -245
	1- 24 -153
	1- 24 -160
	1- 24 -190
626759	1- 29 - 30
626761	1- 29 - 31
626765	1- 23 - 40
	1- 24 - 40
626767	1- 23 - 16
	1- 24 - 16
626768	1- 23 - 24
	1- 24 - 24
626769	1- 23 - 34
	1- 24 - 34
626773	1- 23 -216
	1- 24 -161
626774	1- 23 - 45
	1- 24 - 45
626775	1- 23 -217
	1- 24 -162
626776	1- 23 - 38
	1- 24 - 38
626778	1- 23 -290
	1- 24 -253
626779	1- 10 - 1
	1- 11 - 1
	1- 13 -REF
626780	1- 23 -218
	1- 24 -163
626783	1- 10 -116
626785	1- 23 -219
	1- 24 -164
626786	1- 27 - 15
626788	1- 4 - 16
626789	1- 4 - 9
626790	1- 1 -511
	1- 4 - 12
626792	1- 27 - 28
626793	1- 1 -513
626794	0- 17 - 43
	0- 18 - 40
626795	1- 25 - 20
626798	1- 17 - 23

PART NO.	LIST AND INDEX NO.
626798-CONT	1- 18 - 25
626799	1- 17 - 1
	1- 18 - 1
626825	0- 18 - 38
626827	1- 1 -140
626834	1- 1 -417
626839	1- 1 -396
626840	1- 1 -394
626841	1- 1 -389
626842	1- 1 -384
626845	1- 3 - 1
626846	1- 1 - 59
626847	1- 3 - 32
626853	1- 11 - 45
626855	1- 11 - 66
	1- 12 - 54
626858	1- 11 - 60
	1- 12 - 48
626859	1- 11 - 62
	1- 12 - 50
626860	1- 28 - 10
626861	1- 28 - 11
626865	1- 11 -129
	1- 12 -121
626866	1- 11 -130
	1- 12 -122
626867	1- 11 - 20
626868	1- 11 - 21
626869	1- 11 - 22
626870	1- 11 - 23
626871	1- 2 -106
	1- 2 -130
626872	1- 2 -131
626873	1- 2 -104
	1- 2 -129
626874	1- 2 -125
626875	1- 2 -128
626876	1- 2 -122
626877	1- 2 -107
626878	1- 2 -105
626879	1- 2 -101
626880	1- 1 - 89
	1- 1 - 89
626881	1- 1 - 91
	1- 1 - 91
626883	1- 1 - 63
	1- 3 -REF
626887	1- 11 - 88
	1- 12 - 78
626888	1- 12 - 65
626889	1- 12 - 70
626890	1- 11 - 56
	1- 12 - 44
626891	1- 11 - 71
	1- 12 - 59
626892	1- 11 - 77
	1- 12 - 66
626893	1- 7 - 77
	1- 11 -REF
626895	1- 11 - 15
626896	1- 7 - 15
626897	1- 1 - 56
626898	1- 10 -141
	1- 11 -125
	1- 12 -115
626899	1- 10 -114
	1- 11 -103
	1- 12 - 93
626901	1- 6 - 28
	1- 6 - 36
	1- 7 - 41
	1- 7 - 49
626902	1- 1 - 62
626903	1- 1 - 98
626906	1- 2 -197
	1- 2 -197
626907	1- 10 -125
	1- 11 -107
	1- 12 - 97
626908	1- 1 -415

PART NO.	LIST AND INDEX NO.
626909	1- 10 -134
	1- 10 -137
	1- 11 -118
	1- 11 -121
	1- 12 -110
626925	1- 10 - 66
	1- 11 - 59
	1- 12 - 47
626927	1- 1 -342
	1- 1 -362
626928	1- 1 -412
626932	1- 1 -339
	1- 1 -359
626933	1- 1 -398
627509	1- 23 - 17
	1- 24 - 17
627511	1- 23 -220
	1- 24 -165
627512	1- 25 - 21
627513	1- 23 - 41
	1- 24 - 41
627514	1- 23 - 25
	1- 24 - 25
627515	1- 23 - 46
	1- 24 - 46
627516	1- 23 - 17A
	1- 23 - 25A
	1- 23 - 40A
	1- 23 - 46A
	1- 23 - 47A
	1- 24 - 17A
	1- 24 - 25A
	1- 24 - 40A
	1- 24 - 46A
	1- 24 - 47A
627517	1- 23 -221
	1- 24 -166
627518	1- 23 - 26
	1- 23 - 48
	1- 24 - 26
	1- 24 - 48
627520	1- 23 -222
	1- 24 -167
627521	1- 23 - 49
	1- 24 - 49
627522	1- 23 - 50
	1- 24 - 50
627523	1- 23 - 47
	1- 24 - 47
627524	1- 23 - 51
	1- 24 - 51
627525	1- 23 -249A
627526	1- 23 -227
	1- 24 -172
627527	1- 23 -228
	1- 24 -173
627528	1- 23 - 56
	1- 24 - 56
627529	1- 1 -199
627531	1- 23 -178
627532	1- 25 - 28
627536	1- 23 -226
	1- 24 -171
627540	1- 23 -229
	1- 24 -174
627542	1- 23 -230
	1- 24 -175
627545	1- 23 -231
	1- 24 -176
627547	1- 27 - 16
627548	1- 23 -175
	1- 24 -223
627550	1- 22 -129
627551	1- 22 -131
	1- 22 -143
627552	1- 22 -161
627553	1- 22 -123
627554	1- 22 -156
627555	1- 23 - 12
	1- 24 - 12

PART NO.	LIST AND INDEX NO.
627556	1- 23 -232
	1- 24 -177
627557	1- 24 -181
627558	1- 23 -237
	1- 24 -182
627559	1- 24 -186
627561	1- 27 - 20
627562	1- 1 - 3
627563	1- 1 -127
627564	1- 1 - 4
627568	1- 17 - 34
	1- 18 - 32
627569	1- 1 -114
627570	1- 23 -176
627571	1- 23 -179
627572	1- 23 -180
627575	1- 11 - 92
	1- 12 - 82
627576	1- 1 -419
627577	1- 23 -236
627579	1- 13 - 11
	1- 14 - 9
627585	1- 6 - 12
	1- 7 - 27
627586	1- 6 - 13
	1- 7 - 28
627587	1- 23 -242
	1- 24 -187
627588	1- 23 -246
	1- 24 -191
627591	1- 1 -290
627592	1- 1 -289
627594	1- 1 -291
627596	1- 1 -288
627599	1- 1 -242
	1- 16 -REF
627603	1- 24 -192
	1- 43 - 58
627605	1- 29 - 35
627606	1- 23 -181
	1- 24 -224
627608	1- 23 -286E
	1- 24 -244
627611	1- 41 - 59
	1- 42 - 64
627614	1- 6 - 26
	1- 7 - 39
627615	1- 27 - 29
627616	1- 27 - 30
627617	1- 1 -239
627626	1- 23 -238
	1- 24 -183
627627	1- 23 -239
	1- 24 -183A
627628	1- 23 -240
	1- 24 -184
627629	1- 23 - 27
	1- 24 - 27
627630	1- 23 - 28
	1- 24 - 28
627631	1- 23 - 35
	1- 24 - 35
627632	1- 23 - 36
	1- 24 - 36
627633	1- 23 -249R
	1- 24 -196
627634	1- 23 - 29
	1- 24 - 29
627635	1- 23 -249C
	1- 24 -196A
627636	1- 23 - 57
	1- 24 - 57
627637	1- 23 - 58
	1- 24 - 58
627638	1- 23 - 55
	1- 24 - 55
627639	1- 1 -198
	1- 1 -309
627640	1- 23 -248
627641	1- 23 -249

PART NO.	LIST AND INDEX NO.
627641-CONT	1- 24 -194
627645	1- 23 -250
	1- 24 -195
627646	1- 23 - 13
	1- 24 - 13
627650	1- 1 -197
627651	1- 22 -121
627653	1- 1 -568
627668	1- 1 - 67
627671	1- 1 -555
627672	1- 1 -554
627673	1- 25 - 22
	1- 26 - 18
627675	1- 10 - 72
	1- 11 - 65
	1- 12 - 53
627685	1- 18 - 29
627686	1- 11 - 68
	1- 12 - 56
627687	1- 23 -251
	1- 23 -251
	1- 24 -197
627688	1- 23 -197
	1- 23 -258
	1- 24 -145
	1- 24 -204
627694	1- 10 -136
	1- 11 -120
	1- 12 -114
627695	1- 18 - 26
627698	1- 18 - 23
627699	0- 18 - 42
627710	1- 22 - 50
627711	1- 23 -198
	1- 23 -259
	1- 24 -146
	1- 24 -205
627713	1- 27 - 31
627718	1- 22 -157
	1- 22 -162
627720	1- 3 - 13
627732	1- 42 - 52
627733	1- 22 -182
627736	1- 18 - 22
627737	1- 18 - 16
627741	1- 2 - 58
627742	1- 2 - 61
627743	1- 18 - 27
627744	1- 22 -138
627745	1- 19 - 15
627751	1- 10 - 41
	1- 11 - 36
	1- 12 - 22
627753	1- 10 - 44
	1- 11 - 39
	1- 12 - 25
627755	1- 10 - 46
	1- 11 - 41
	1- 12 - 27
627756	1- 10 - 39
	1- 11 - 34
	1- 12 - 20
627759	1- 10 -155
	1- 11 -140
	1- 12 -131
627760	1- 10 -156
	1- 11 -139
	1- 12 -127
627762	1- 3 - 5
627764	1- 22 -208
627769	1- 10 - 3
	1- 11 - 3
	1- 12 - 3
627773	1- 1 - 53
627774	1- 1 - 53
627776	1- 1 -406
627777	1- 1 -409
627779	1- 1 -414
627780	1- 1 -345
627784	1- 1 -323

PART NO.	LIST AND INDEX NO.
627784-CONT	1- 1 -340
	1- 1 -360
627785	1- 1 -341
	1- 1 -361
627788	1- 1 -344
	1- 1 -364
627789	1- 1 -346
627791	1- 1 -374
627795	1- 1 -351
627796	1- 1 -354
627798	1- 1 -136
628937	1- 23 -260
	1- 24 -206
630000	1- 24 - 70
630006	1- 24 -209
	1- 28 -REF
630007	1- 24 -209A
	1- 26 -REF
630009	1- 1 -REF
630012	1- 24 -210
630013	1- 28 - 3
630015	1- 28 - 12
630016	1- 28 - 21
630023	1- 23 - 59
	1- 24 - 59
630024	1- 23 - 59
	1- 24 - 60
630025	1- 23 - 59
	1- 24 - 61
630026	1- 23 - 59
	1- 24 - 62
630029	1- 28 - 23
630030	1- 26 - 19
630031	1- 26 - 20
630033	1- 26 - 21
630034	1- 26 - 22
630035	1- 26 - 23
630036	1- 26 - 24
630038	1- 26 - 25
630041	1- 36 - 52
630042	1- 24 -244
630043	1- 24 -250
	1- 38 -REF
630045	1- 24 -249
	1- 36 -REF
630046	1- 36 - 53
630047	1- 36 - 54
630050	1- 24 -244
630051	1- 24 -244
630054	1- 37 - 25
	1- 38 - 37
630056	1- 24 -225
630060	1- 23 -140
630065	1- 1 -457
630066	1- 23 - 63
	1- 24 - 63
630067	1- 23 - 66
	1- 24 - 66
630068	1- 23 - 64
	1- 24 - 64
630069	1- 23 - 66
	1- 24 - 66
630070	1- 16 - 28
630071	1- 16 - 24
630072	1- 16 - 15
630073	1- 16 - 19
630074	1- 24 -244
630075	1- 16 - 1
630076	1- 16 - 4
630077	1- 16 - 5
630078	1- 16 - 29
630079	1- 1 - 7
630080	1- 37 - 26
	1- 38 - 38
630081	1- 38 - 39
630082	1- 37 - 27
	1- 38 - 40
630085	1- 26 - 26
630086	1- 26 - 27
630088	1- 24 -235

PART NO.	LIST AND INDEX NO.
630097	1- 24 -255
630098	1- 24 -249
	1- 36 -DEF
630106	1- 28 - 22
630109	1- 36 - 56
630110	1- 28 - 26
630138	1- 1 -413
630143	1- 36 - 57
630145	1- 23 -287
	1- 42 -DEF
630146	1- 23 -287
	1- 42 -DEF
630147	1- 24 -250
	1- 37 -DEF
630148	1- 23 -287
	1- 39 -DEF
630149	1- 23 -287
	1- 39 -DEF
630151	1- 37 - 28
630152	1- 39 - 51
630153	1- 42 - 65
630154	1- 39 - 52
	1- 42 - 66
630155	1- 39 - 52
	1- 42 - 66
630157	1- 1 -343
	1- 1 -363
631644	1- 43 - 32
634000	1- 23 - 70
634002	1- 23 -151
	1- 25 -DEF
634005	1- 23 -152
	1- 27 -DEF
634011	1- 23 -287
	1- 40 -DEF
634012	1- 23 -287
	1- 40 -DEF
634013	1- 25 - 19
634014	1- 23 -154
634016	1- 40 - 49
634017	1- 23 -286F
634018	1- 23 -182
634388	1- 22 -102
634416	1- 43 - 70
634521	1- 1 - 98
634522	1- 7 - 53E
634523	1- 7 - 45F
634525	1- 7 - 53A
634526	1- 7 - 45A
634535	1- 7 - 61
	1- 9 -DEF
634536	1- 9 - 15
634537	1- 9 - 10
634540	1- 9 - 22
638031	1- 43 - 33
638092	1- 15 - 5
638098	1- 1 -238
638132	1- 1 - 82
638334	1- 7 - 28A
638342	1- 10 - 79
	1- 11 - 69
	1- 12 - 57
	1- 15 -DEF
638343	1- 15 - 6
638978	1- 24 -257
639161	1- 2 -108
	1- 2 -139
	1- 2 -176
639188	1- 23 -263
639752	1- 15 - 8
640120	1- 23 -274
640381	1- 3 - 25
642081	1- 1 - 80
642082	1- 1 - 79
642088	1- 1 - 83
642183	1- 2 -185
642354	1- 2 -189
642360	1- 2 -170
643097	1- 2 - 41
644062	1- 43 - 34

PART NO.	LIST AND INDEX NO.
644063	1- 43 - 35
644067	1- 43 - 36
644762	1- 1 -211
645012	1- 43 - 37
645171	1- 23 -200
	1- 23 -262
	1- 24 -148
	1- 24 -208
645740	1- 9 - 26A
645741	1- 11 - 230
	1- 12 - 6
647057	1- 1 -200A
647073	1- 1 -572
647074	1- 1 -571
647083	1- 1 -529
647084	1- 9 - 8
	1- 9 - 14
647085	1- 1 -410
647184	1- 12 - 33
647187	1- 12 - 32
647191	1- 12 - 37
647192	1- 12 - 36
647194	1- 3 - 19
647199	1- 11 - 42
	1- 12 - 29
648578	1- 7 - 45
	1- 7 - 45J
648579	1- 7 - 53
	1- 7 - 53J
648582	1- 7 - 41
	1- 7 - 49
648583	1- 7 - 44
	1- 7 - 51
	1- 7 - 53A
648584	1- 8 - 6
	1- 9 - 6
	1- 9 - 12
648585	1- 8 - 7
	1- 9 - 7
	1- 9 - 13
648587	1- 12 - 19
648588	1- 7 - 45A
	1- 12 - 17
648593	1- 14 - 10
648594	1- 12 - 1
	1- 14 -DEF
648595	1- 11 - 90
	1- 12 - 80
648597	1- 12 - 16
648598	1- 7 - 77
	1- 12 -DEF
648599	1- 7 - 15
657568	1- 1 -358
721609	1- 43 - 74
725293	1- 27 - 21
725316	1- 27 - 22
725413	1- 23 -277
	1- 24 -236
725557	1- 43 - 38
725750	1- 27 - 23
725751	1- 27 - 24
730175	1- 33 - 72
	1- 34 - 48
	1- 35 - 64
730176	1- 33 - 73
	1- 34 - 49
	1- 35 - 63
730177	1- 33 - 74
	1- 34 - 59
	1- 35 - 55
731089	1- 1 -286
736849	1- 24 -236A
738195	1- 43 - 39
738198	1- 43 - 40
738199	1- 43 - 41
738254	1- 43 - 42
738259	1- 43 - 43
740029	1- 25 - 15
	1- 25 - 20
740489	1- 32 - 12

PART NO.	LIST AND INDEX NO.
740491	1- 32 - 13
740503	1- 23 -289
	1- 24 -252
740540	1- 23 -288
	1- 24 -251
	1- 32 -DEF
740549	1- 43 - 44
740550	1- 32 - 14
740554	1- 32 - 15
740560	1- 32 - 16
740562	1- 32 - 16
740563	1- 32 - 17
740564	1- 32 - 18
740571	1- 32 - 19
740576	1- 43 - 45
740606	1- 32 - 20
740608	1- 23 -289
	1- 24 -252
740609	1- 23 -288
	1- 24 -251
	1- 32 -DEF
740617	1- 43 - 46
740707	1- 23 -193
	1- 24 -226
741129	1- 32 - 21
749029	1- 25 - 23
	1- 25 - 28
	1- 26 - 28
749039	1- 25 - 24
	1- 26 - 29
749040	1- 25 - 25
	1- 26 - 30
760656	1- 37 - 29
	1- 38 - 41
761345	1- 43 - 47
762664	1- 43 - 73
801582	1- 36 - 60
801633	1- 36 - 60
804211	1- 2 - 45
804822	1- 22 -178
811486	1- 43 - 17
811494	1- 43 - 16
813194	1- 43 - 48
813197	1- 43 - 49
813681	1- 43 - 50
813808	1- 43 - 51
813810	1- 43 - 52
813811	1- 43 - 53
828429	1- 1 -402
836078	1- 23 -292
838798	1- 3 - 10
845762	1- 23 -291
	1- 24 -256
1072422	1- 23 - 30
	1- 24 - 30
1073412	1- 38 - 42
	1- 39 - 53
	1- 40 - 50
	1- 41 - 60
	1- 42 - 67
1073418	1- 1 -154
	1- 1 -175
	1- 22 - 88
	1- 22 -120
	1- 23 - 67
	1- 24 - 67
1073462	1- 22 -193
1074048	1- 1 -143
1077739	1- 2 - 18
1090024	1- 1 -105
1090034	1- 36 - 61
1090395	1- 10 - 73
	1- 10 - 77
	1- 11 - 67
	1- 12 - 55
1090448	1- 10 - 92
	1- 11 - 90
1090873	1- 1 -106
	1- 1 -270
	1- 1 -294

PART NO.	LIST AND INDEX NO.
1090873-CONT	1- 10 - 26 1- 10 -111 1- 11 - 31 1- 11 -100 1- 12 - 10 1- 12 - 89 1- 22 - 47 1- 23 - 31 1- 23 -278 1- 24 - 31 1- 24 -237 1- 29 - 36 1- 37 - 30 1- 38 - 43
1092125	1- 6 - 29 1- 6 - 37 1- 7 - 42 1- 7 - 45G 1- 7 - 50 1- 7 - 53G
1119783	1- 23 -279 1- 24 -238
1128698	1- 19 - 10
1135018	1- 1 -560
2100264	1- 43 - 71
2100873	1- 22 -100
2101326	1- 33 - 76 1- 43 - 29
2101327	1- 43 - 30
2102364	1- 23 -280 1- 24 -239
2102365	1- 1 -102 1- 1 -196 1- 1 -466 1- 17 - 36 1- 18 - 33 1- 23 -275 1- 23 -281 1- 24 -240 1- 25 - 26
2102366	1- 1 -464

PART NO.	LIST AND INDEX NO.
2102366-CONT	1- 23 -282 1- 24 -241 1- 23 -283
2102526	1- 43 - 54
2111243	1- 26 - 31
2114108	1- 14 - 5A
2122258	1- 20 - 22 1- 43 - 10 1- 43 - 13 1- 43 - 11 1- 13 - 12 1- 14 - 6 1- 20 - 17 1- 43 - 55
2122259	1- 13 - 13
2122260	1- 14 - 4
2122471	1- 20 - 21 1- 5 - 17 1- 13 - 14 1- 14 - 5 1- 20 - 20 1- 43 - 56 1- 13 - 15 1- 14 - 7 1- 20 - 19 1- 43 - 57 1- 43 - 12 1- 43 - 14 1- 41 - 61 1- 42 - 68 1- 23 -284 1- 24 -242 1- 28 - 27 1- 28 - 28 1- 23 - 68 1- 24 - 68 1- 23 - 69 1- 24 - 69 1- 23 -186 1- 23 -186 1- 24 -229
2122734	
2122735	
2123028	
2123030	
2127867	
2127890	
2129448	
2145129	
2145130	
2145131	
2145158	
2145159	
2145160	

PART NO.	LIST AND INDEX NO.
2145162	1- 23 -187 1- 24 -230 1- 24 -243 1- 24 -231 1- 28 - 29 1- 43 - 59 1- 43 - 60 1- 43 - 61 1- 23 -188 1- 24 -232 1- 23 -189 1- 24 -233 1- 1 -436 1- 1 -408 1- 43 - 62 1- 43 - 63 1- 43 - 64 1- 43 - 65 1- 43 - 66 1- 1 -128 1- 1 -238 1- 1 -238 1- 1 -128 1- 29 - 22 1- 24 -245 1- 24 -246 1- 34 - 27 1- 35 - 28 1- 34 - 26 1- 35 - 27 1- 39 - 54 1- 40 - 51 1- 41 - 62 1- 42 - 69 1- 43 - 67 1- 23 -276 1- 25 - 27 1- 26 - 32 1- 23 -285 1- 24 -238A 1- 43 - 68
2145183	
2154324	
2154354	
2154996	
2154997	
2158795	
2162665	
2162666	
2177014	
2180772	
2190715	
2190742	
2190781	
2190783	
2190785	
3008906	
3009695	
3009696	
4030043	
4116323	
4117548	
4117571	
5213365	
5247112	
5309730	
5311283	
5311415	
5312043	
5312086	
5353922	



## READER'S COMMENT FORM

1442M1-4 Card Read Punch  
Illustrated Parts Catalog 121-0518-4

- Your comments, accompanied by answers to the following questions, help us produce better publications for your use. If your answer to a question is "No" or requires qualification, please explain in the space provided below. Comments and suggestions become the property of IBM.

- |  | Yes                      | No  |
|--|--------------------------|---|
| ● Does this publication meet your needs?   | <input type="checkbox"/> | <input type="checkbox"/>                              |
| ● Did you find the material:   |                          |   |
| Easy to read and understand?   | <input type="checkbox"/> | <input type="checkbox"/>                              |
| Organized for convenient use?  | <input type="checkbox"/> | <input type="checkbox"/>                              |
| Complete?  | <input type="checkbox"/> | <input type="checkbox"/>                              |
| Well illustrated?  | <input type="checkbox"/> | <input type="checkbox"/>                              |
| Written for your technical level?  | <input type="checkbox"/> | <input type="checkbox"/>                              |
| ● What is your occupation? _____   |                          |   |
| ● How do you use this publication?   |                          |   |
| As an introduction to the subject?   | <input type="checkbox"/> | As an instructor in a class? <input type="checkbox"/> |
| For advanced knowledge of the subject?   | <input type="checkbox"/> | As a student in a class? <input type="checkbox"/>     |
| For information about operating procedures?  | <input type="checkbox"/> | As a reference manual? <input type="checkbox"/>       |
| Other _____  |                          |   |
| ● Please give specific page and line references with your comments when appropriate.<br>If you wish a reply, be sure to include your name and address. |                          |   |

### COMMENTS:

- Thank you for your cooperation. No postage necessary if mailed in the U.S.A.

fold


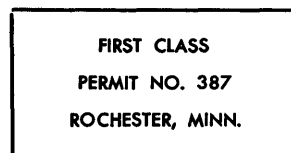
fold



POSTAGE WILL BE PAID BY . . .


IBM Corporation  
Systems Development Division  
Development Laboratory  
Rochester, Minnesota 55901

Attention: Product Publications, Dept. 245



fold

fold



1442 M1-4

1442 M1-4

TAB INSERT FOR FRONT COVER

IBM 1442M1-4 Printed in U.S.A. 121-0518-4

**IBM**

International Business Machines Corporation  
Field Engineering Division  
112 East Post Road, White Plains, N. Y. 10601