

2501 Card Reader

IBM Parts Catalog

2501 Card Reader

PREFACE

This Illustrated Parts Catalog (IPC) contains listings and illustrations of all replaceable assemblies, subassemblies and detail parts released to Production Control on or before October 1, 1965 for the 2501 Card Reader.

Copies of this and other IBM publications can be obtained through IBM Branch Offices.
Address comments concerning the contents of this publication to :
IBM Corporation, FE Installation Publications Dept. B97, PO Box 390, Poughkeepsie, New York, 12602

GLOSSARY	I
VISUAL INDEX.	II through V
GROUP ASSEMBLY PARTS LIST	1 through 78
NUMERICAL INDEX	1 through 8

GLOSSARY

AR

As Required (AR) in the units per assembly column denotes that the quantity is used as required.

*ASTERISK

An asterisk in the left margin of the list indicates a part changed in the latest revision of the catalog.

DELETED

Indicates part removed on latest revision of catalog.

INDENTURE

The relationship of a part to its next higher assembly is indicated by indenture. For example:

1	2	3	4
Unit			

- | | |
|---|--------------------------------------|
| . | Assemblies and Detail Parts of Unit |
| . | Subassemblies |
| . | Detail Parts for Subassemblies, etc. |

□ LOZENGE

The lozenge in the description column indicates parts not recommended for field replacement.

NP

The entry NP in the Units Per ASM column denotes the part is non-procurable and that the next higher assembly should be ordered.

NO NO.

When this indication appears in the part number column, it denotes a group of parts which must be removed as an assembly. There is no part number assigned.

REF

This entry in the units per assembly column denotes an assembly which is completely assembled on a preceding illustration. Quantities for such items are found in its next higher assembly.

SIMILAR ASSEMBLIES

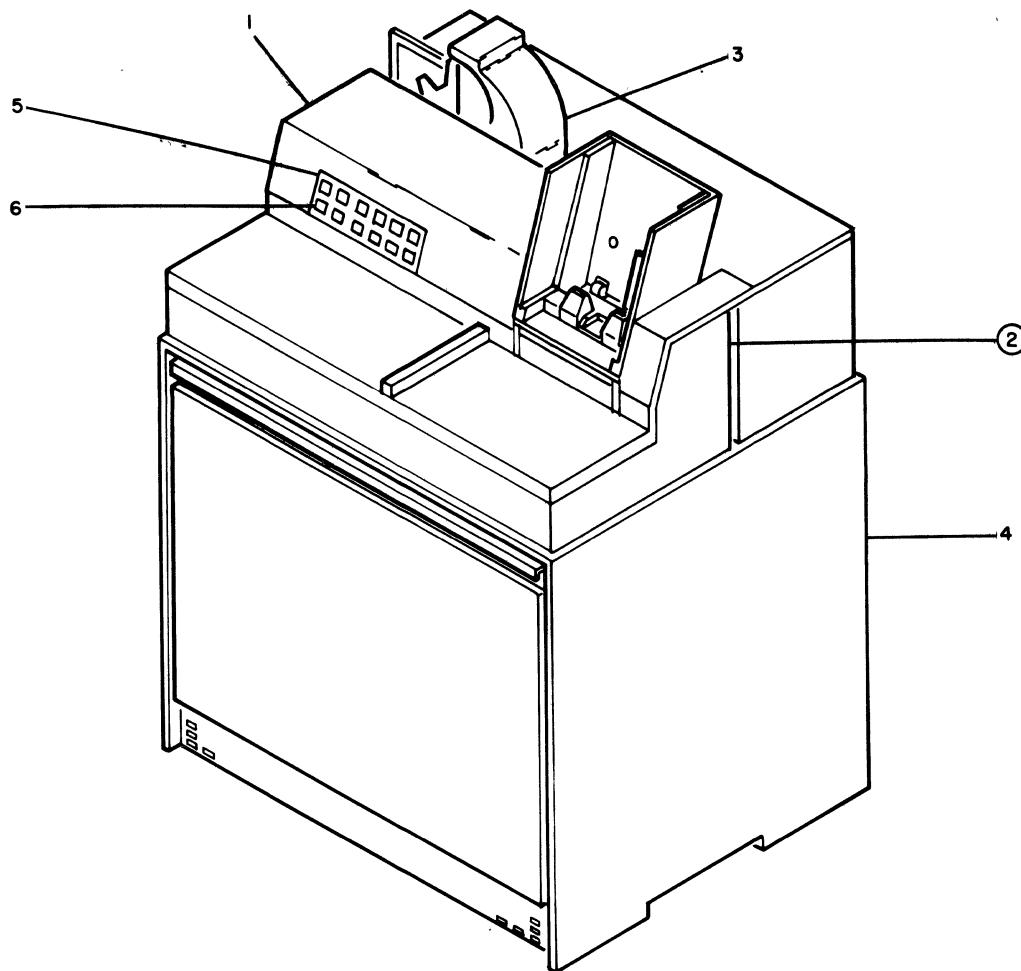
If two assemblies contain a majority of identical parts, they are broken down on the same list. Common parts are shown by one index number. Parts peculiar to one or the other of the assemblies are listed separately and identified by Usable On Code.

USABLE ON CODE

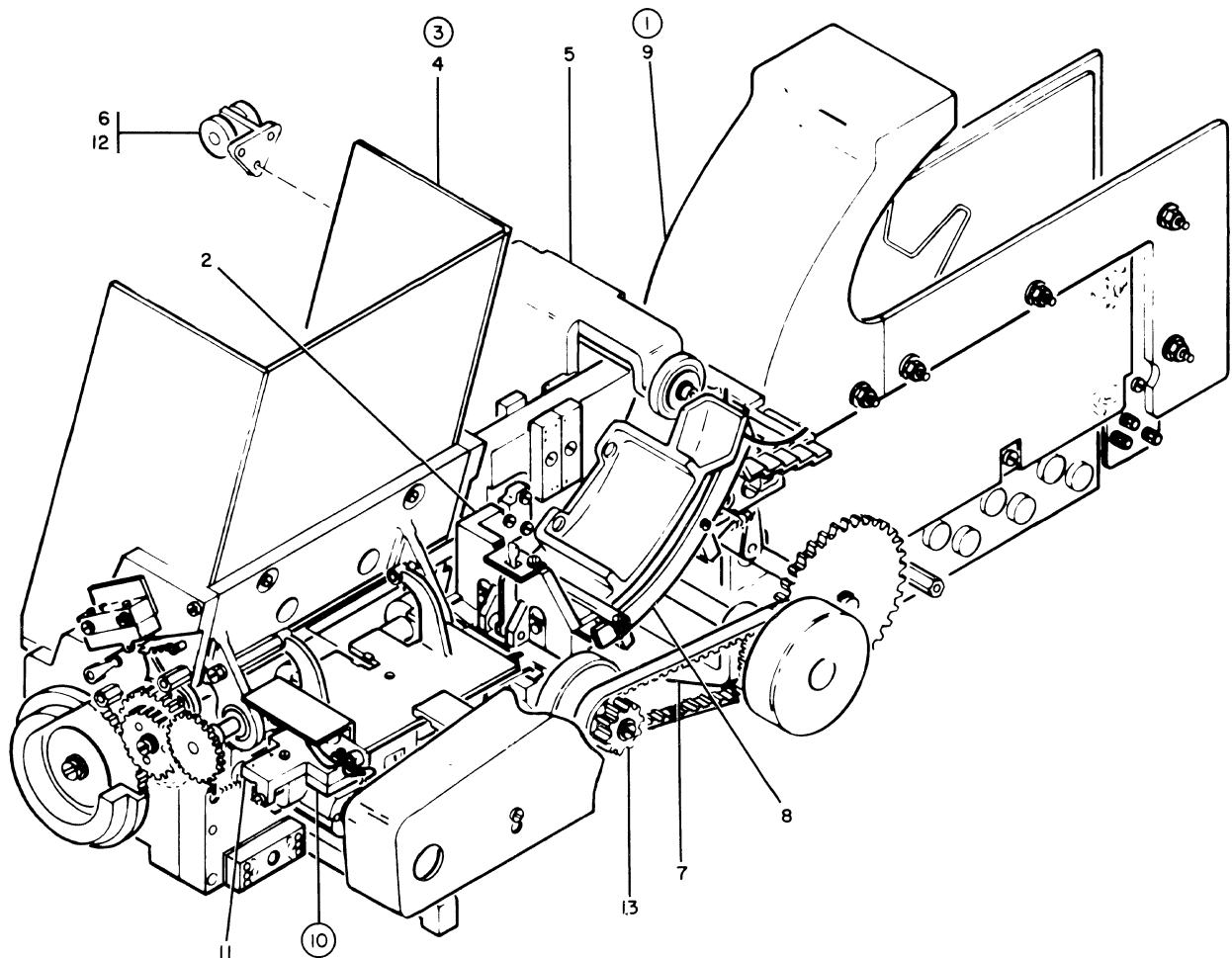
Part application and interchangeability is indicated by the usable on code. If this column is blank, the parts pertain to all equipment(s) covered. Two types of codes are used. The alphabetic code denotes similar assemblies; the numeric code denotes level. Refer to the beginning of each list for the explanation of the code(s).

VISUAL INDEX

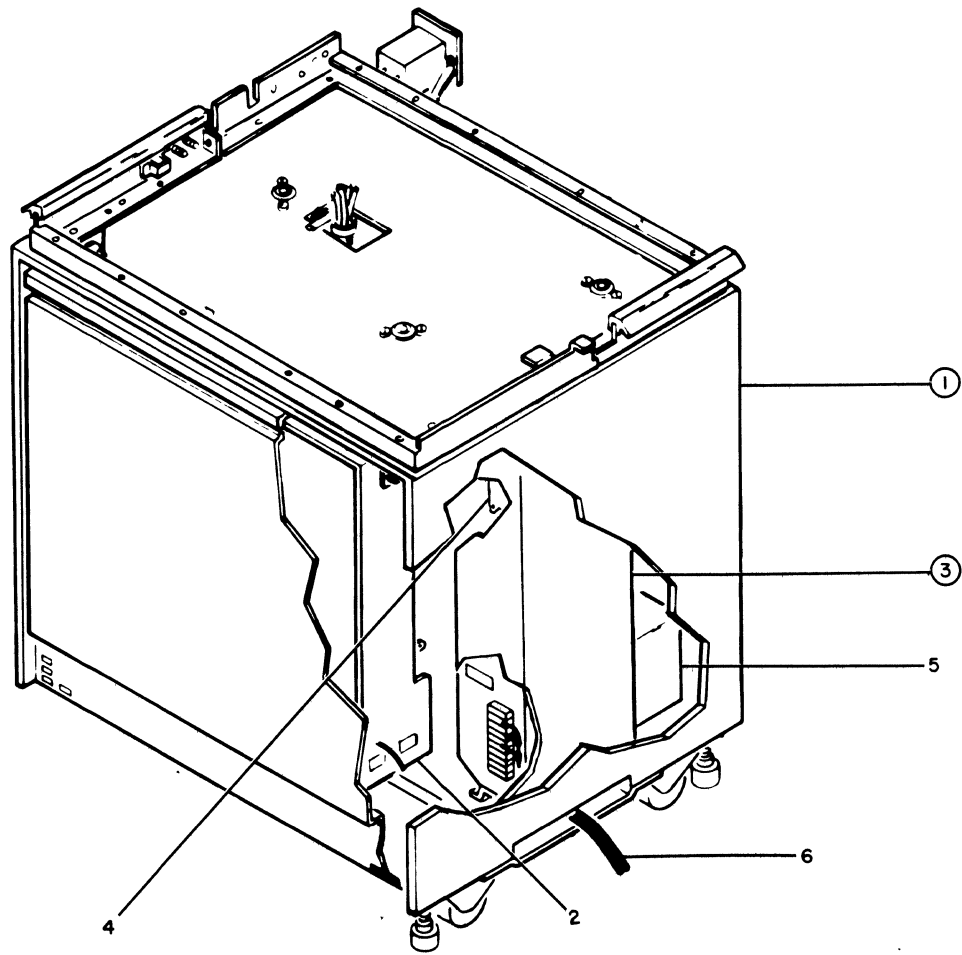
This index is a pictorial index to catalog figures. The visual index directs the user to the proper figure, assisting him in locating the part number.



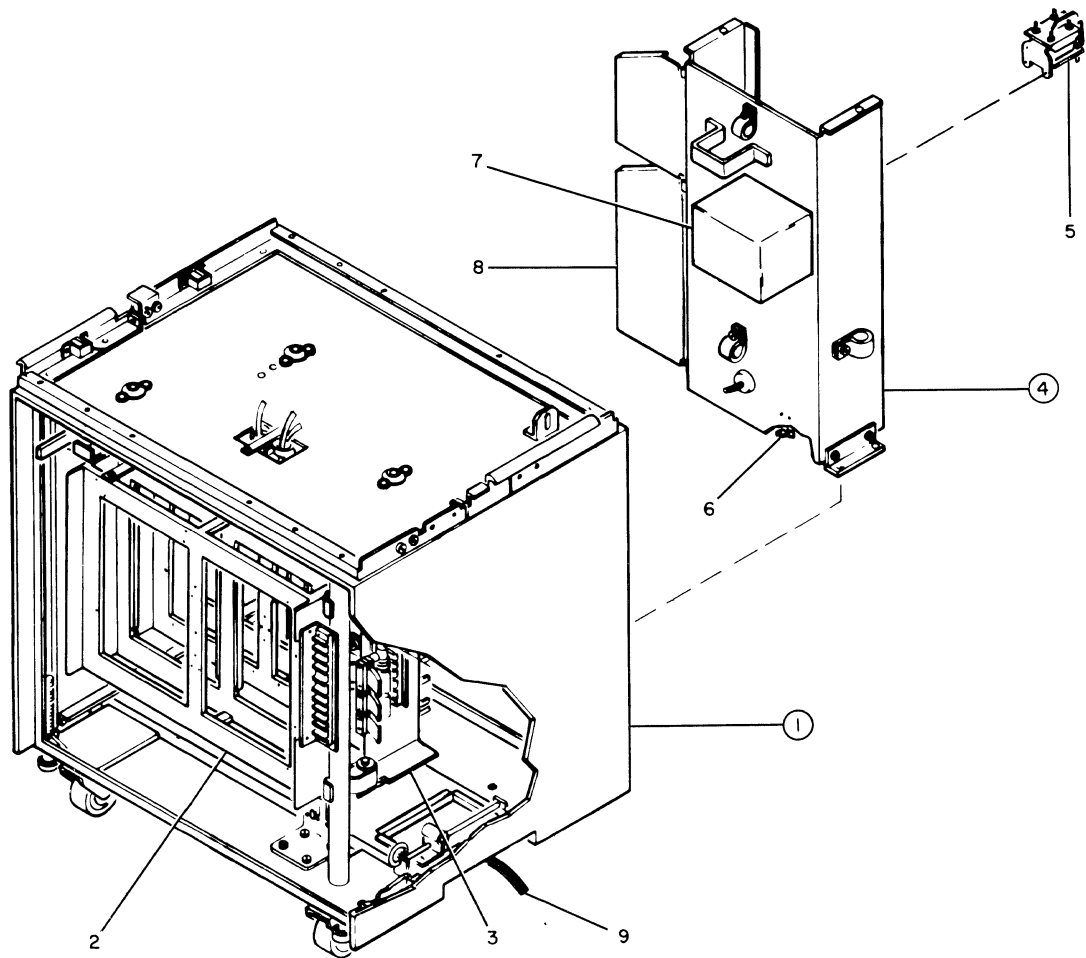
INDEX NO.	1 2 3 4	DESCRIPTION	REFER TO	PAGE
1		Cover Kits	Figure 1	4
2		Card Reader Final Assembly (Mods A and B)	Figure 2	6
3		. Mechanical Final Assembly	Visual II	III
4		. Lower Structure Assembly - Mod A	Visual III	IV
		. Lower Structure Assembly - Mod B	Visual IV	V
5		. Control Panel Assembly - Mod A	Figure 16	48
		. Control Panel Assembly - Mod B	Figure 16A	49
6		. Language Group - English - Mod A	Figure 17	51
		. Language Group - English - Mod B	Figure 17A	52
		. Language Group - French - Mod A	Figure 18	53
		. Language Group - French - Mod B	Figure 18A	55
		. Language Group - German - Mod A	Figure 19	56
		. Language Group - German - Mod B	Figure 19A	57



INDEX NO.	1 2 3 4	DESCRIPTION	REFER TO	PAGE
1		Mechanical Final Assembly.	Figure 3	10
2		. Read Lamp Assembly	Figure 4	15
3		. Hopper Assembly.	Figure 5	16
4		. . Picker Knife Latch Assembly	Figure 6	22
5		. Stacker Feed Wheel Assembly	Figure 7	23
6		. Idler Assembly.	Figure 8	25
7		. Jack Shaft Frame Assembly	Figure 9	26
8		. Post Read Card Bed Assembly	Figure 10	27
9		. Stacker Assembly.	Figure 11	28
10		. Pre Read Bed Assembly	Figure 12	30
11		. . Read Registration Cell Assembly	Figure 13	33
12		. Mule Hitch Idler Assembly (Feature)	Figure 20	58
13		. Carrier and Cell Assembly Read Station (Feature)	Figure 21	59



INDEX NO.	1 2 3 4	DESCRIPTION	REFER TO	PAGE
1		Lower Structure Assembly - Mod A	Figure 14	34
2		. Gate Assembly - A1	Figure 15	38
3		. Power Supply Assembly	Figure 21A	61
4		. . 24 Volt DC Relay Assembly	Figure 22A	69
5		. . Meter Power Pac Assembly	Figure 24	72
6		Cable and Jumper Assembly Component Parts	Figure 26	76



INDEX NO.	1 2 3 4	DESCRIPTION	REFER TO	PAGE
1		Lower Structure Assembly - Mod B	Figure 15A	40
2		. Gate Assemblies, A-A1 and A-B1	Figure 15B	42
3		. Gate Assemblies, B-A1 and B-B2	Figure 15C	44
4		. Power Box Assembly	Figure 22	64
5		. . 24 Volt DC Relay Assembly.	Figure 22A	69
6		. . 20 V Relay Assembly	Figure 23	70
7		. . Meter Power Pac Assembly	Figure 24	72
8		. Power Supply Assembly.	Figure 25	74
9		. Cable and Jumper Assembly Component Parts	Figure 26	76



GROUP ASSEMBLY PARTS LIST

LIST AND INDEX NO.	PART NO.	DESCRIPTION	UNITS PER ASM.	USABLE ON CODE
		1 2 3 4		
		2501 CARD READER-MODELS A AND B MFI		
0 -	NO NO.	2501 CARD READER-MODELS A AND B NOT ILLUSTRATED		
- 1	644700	. COVER GROUP-UPPER	1	
- 1	644701	. . COVER KIT-UPPER SEE LIST 1-0 FOR DETAIL BREAKDOWN	1	
- 1	644005	. COVER GROUP-LOWER,RED	1	
- 1	644006	. . COVER KIT-RED SEE LIST 1-29 FOR DETAIL BREAKDOWN	1	
- 1	644007	. COVER GROUP-LOWER,BLUE	1	
- 1	644008	. . COVER KIT-BLUE SEE LIST 1-29 FOR DETAIL BREAKDOWN	1	
- 1	644009	. COVER GROUP-LOWER,YELLOW	1	
- 1	644010	. . COVER KIT-YELLOW SEE LIST 1-29 FOR DETAIL BREAKDOWN	1	
- 1	644011	. COVER GROUP-LOWER CHARCOAL	1	
- 1	644012	. . COVER KIT-CHARCOAL SEE LIST 1-29 FOR DETAIL BREAKDOWN	1	
- 2	644002	. FINAL ASSEMBLY-MOD A-60 CY	1	
- 2	647200	. FINAL ASSEMBLY-MOD B-50 CY SEE LIST 2-0 FOR DETAIL BREAKDOWN	1	
- 2	644013	. LANGUAGE GROUP-ENGLISH,MOD A	1	
- 2	644014	. LANGUAGE GROUP-FRENCH,MOD A	1	
- 2	644015	. LANGUAGE GROUP-GERMAN,MOD A	1	
- 2	647240	. LANGUAGE GROUP-ENGLISH,MOD B	1	
- 2	647241	. LANGUAGE GROUP-FRENCH,MOD B	1	
- 2	647242	. LANGUAGE GROUP-GERMAN,MOD B SEE LIST 2-77 FOR DETAIL BREAKDOWN	1	
- 2	644003	. SHIPPING GROUP-MOD A	1	
- 2	647500	. SHIPPING GROUP-MOD B SEE LIST 2-78 FOR DETAIL BREAKDOWN	1	
- 3	644502	. VOLTAGE AND SPEED GP-60 CY,600 CPM-MCD A	1	
- 3	644503	. VOLTAGE AND SPEED GP-60CY,1000CPM-MCD A	1	
- 3	644504	. VOLTAGE AND SPEED GP-50CY,600CPM-MCD A	1	
- 3	644505	. VOLTAGE AND SPEED GP-50CY,1000CPM-MCD A	2	
- 3	647284	. VOLTAGE AND SPEED GP-60 CY,600CPM-MCD B	1	
- 3	647285	. VOLTAGE AND SPEED GP-60CY,1000CPM-MCD B	1	
- 3	647286	. VOLTAGE AND SPEED GP-50CY,600CPM-MCD B	1	
- 3	647287	. VOLTAGE AND SPEED GP-50CY,1000CPM-MCD B	1	
- 4	22478	. . WASHER,FL- 0.170 ID 0.375 OD 0.032 THK SEE LIST 2-94 FOR DETAIL BREAKDOWN	2	
- 5	25627	. . SCREW,MACH-BIND HD 8-32 X 1/2 LG SEE LIST 2-95 FOR DETAIL BREAKDOWN	2	
- 6	257189	. . NUT,PLAIN-HEX 8-32 X 0.343 W SEE LIST 2-96 FOR DETAIL BREAKDOWN	2	
- 7	364156	. . BELT,MOTOR USED ON ASM 644502,644504,647284 AND 647286 ONLY	1	

LIST AND INDEX NO.	PART NO.	DESCRIPTION	UNITS PER ASM.	USABLE ON CODE
1	2	3	4	
		2501 CARD READER-MODELS A AND B MFI -CONT		
0 - 7	644269	. . BELT-TIMING USED ON ASM 644503,644505,647285 AND 647287 ONLY SEE LIST 3-116 FOR DETAIL BREAKDOWN	1	
- 8	438554	. . SCREW,MACH-BIND HD 4-40 X 1 LG SEE LIST 3-117 FOR DETAIL BREAKDOWN	4	
- 9	642778	. . BLOWER ASM-60 CY USED ON ASM 644502 AND 644503 ONLY SEE LIST 14-73 FOR DETAIL BREAKDOWN	1	
- 9	642779	. . BLOWER ASM-50 CY USED ON ASM 644504 AND 644505 ONLY SEE LIST 14-84 FOR DETAIL BREAKDOWN	1	
- 10	644147	. . IDLER ASSEMBLY,MULE HITCH INPUT-60 CY USED ON ASM 644502,644503,647284 AND 647285 ONLY	1	
- 10	644213	. . IDLER ASM,MULE HITCH INPUT-50 CY USED ON ASM 644504,644505,647286 AND 647287 ONLY SEE LIST 3-118 FOR DETAIL BREAKDOWN	1	
- 11	644269	. . BELT-TIMING USED ON ASM 644502,644503,647284 AND 647285 ONLY	1	
- 11	644191	. . BELT-TIMING USED ON ASM 644504,644505,647286 AND 647287 ONLY SEE LIST 3-119 FOR DETAIL BREAKDOWN	1	
- 12	644295	. . PULLEY ASM USED ON ASM 644502,644504,647284 AND 644286 ONLY	1	
- 12	644296	. . PULLEY-TIMING BELT USED ON ASM 644503,644505,647285 AND 644287 ONLY SEE LIST 5-177 FOR DETAIL BREAKDOWN	1	
- 13	644296	. . PULLEY-TIMING BELT USED ON ASM 644502,644503,647284 AND 644285 ONLY	1	
- 13	644145	. . PULLEY-TIMING BELT USED ON ASM 644504,644505,647286 AND 644287 ONLY SEE LIST 3-120 FOR DETAIL BREAKDOWN	1	
- 14	644307	. . CARRIER AND CELL ASM-READ STATION USED ON ASM 644502 THRU 644505 ONLY	1	
- 14	647297	. . CARRIER AND CELL ASM-READ STATION USED ON ASM 647284 THRU 647287 ONLY SEE LIST 3-121 FOR DETAIL BREAKDOWN	1	
- 15	644311	. . ADAPTER-MOTOR SHAFT SEE LIST 3-122 FOR DETAIL BREAKDOWN	1	
- 16	644512	. . POWER SUPPLY ASM-24V AND 2.5V,60CY USED ON ASM 644502 AND 644503 ONLY	1	
- 16	644515	. . POWER SUPPLY ASM-24V AND 2.5V,50CY USED ON ASM 644502 AND 644503 ONLY SEE LIST 14-92 FOR DETAIL BREAKDOWN	1	
- 17	740503	. . CLOCK-60 CYCLE USED ON ASM 644502,644503,647284 AND 647285 ONLY	1	
- 17	740608	. . CLOCK-50 CYCLE USED ON ASM 644504,644505,647286 AND 647287 ONLY SEE LIST 2-97 FOR DETAIL BREAKDOWN	1	

LIST AND INDEX NO.	PART NO.	DESCRIPTION 1 2 3 4	UNITS PER ASM.	USABLE ON CODE
		2501 CARD READER-MODELS A AND B MFI -CONT		
0 - 18	1100523	. . SETSCREW-SPLINE DR CUP PT 6-32 X 3/16 LG SEE LIST 3-123 FOR DETAIL BREAKDCWN	4	
- 19	647230	. . POWER BOX ASM-60 CY USED ON ASM 647284 AND 647285 ONLY	1	
- 19	647222	. . POWER BOX ASM-50 CY USED ON ASM 647286 AND 647287 ONLY SEE LIST 15A-93 FOR DETAIL BREAKDCWN	1	
- 20	647289	. . POWER SUPPLY ASSEMBLY USED ON ASM 647284 AND 647285 ONLY	1	
- 20	647288	. . POWER SUPPLY ASSEMBLY USED ON ASM 647286 AND 647287 ONLY SEE LIST 15A-94 FOR DETAIL BREAKDCWN	1	
- 21	4116430	. . TRANSFORMER USED ON ASM 647286 AND 647287 ONLY SEE LIST 15A-95 FOR DETAIL BREAKDCWN	1	
- 22	5261810	. . POWER SUPPLY ASSEMBLY USED ON ASM 647284 AND 647285 ONLY	1	
- 22	5261990	. . POWER SUPPLY ASSEMBLY USED ON ASM 647286 AND 647287 ONLY SEE LIST 15A-96 FOR DETAIL BREAKDCWN	1	
		COVER KITS		
1 -	644701	COVER KIT-UPPER SEE LIST 0-1 FOR NEXT HIGHER ASSEMBLY AND FIG. 1 FOR ILLUSTRATION	REF	
- 1	644729	. . COVER ASM-RIGHT FRONT	1	
- 2	644716	. . COVER-RIGHT FRONT	1	
- 3	644726	. . PAD	1	
- 4	644730	. . COVER ASM-LEFT FRONT	1	
- 5	627516	. . SEAL-EXTRUSION		
- 6	644715	. . COVER-LEFT FRONT	1	
- 7	644727	. . PAD	1	
- 8	644748	. . FELT-LEFT FRONT COVER	1	
- 9	644749	. . FELT-LEFT FRONT COVER	1	
- 10	644731	. . COVER ASM-FRONT	1	
- 11	627516	. . SEAL-EXTRUSION	1	
- 12	644717	. . COVER-FRONT	1	
- 13	644750	. . FELT-FRONT COVER,FRONT	1	
- 14	644753	. . FELT-FRONT COVER,SIDE	2	
- 15	644732	. . COVER ASM-REAR	1	
- 16	627516	. . SEAL-EXTRUSION		
- 17	644720	. . COVER-REAR	1	
- 18	644743	. . FELT-REAR COVER,BACK	1	
- 19	644744	. . FELT-REAR COVER,RIGHT	1	
- 20	644745	. . FELT-REAR COVER,LEFT	1	
- 21	644733	. . COVER ASM-REAR TOP	1	
- 22	627516	. . SEAL-EXTRUSION		
- 23	644721	. . COVER-REAR TOP	1	
- 24	644746	. . FELT-REAR COVER,TOP	1	
- 25	644747	. . FELT-TOP REAR COVER	1	
- 26	644740	. . COVER ASM-STACKER BASE	1	
- 27	627516	. . SEAL-EXTRUSION		
- 28	644723	. . COVER-STACKER BASE	1	

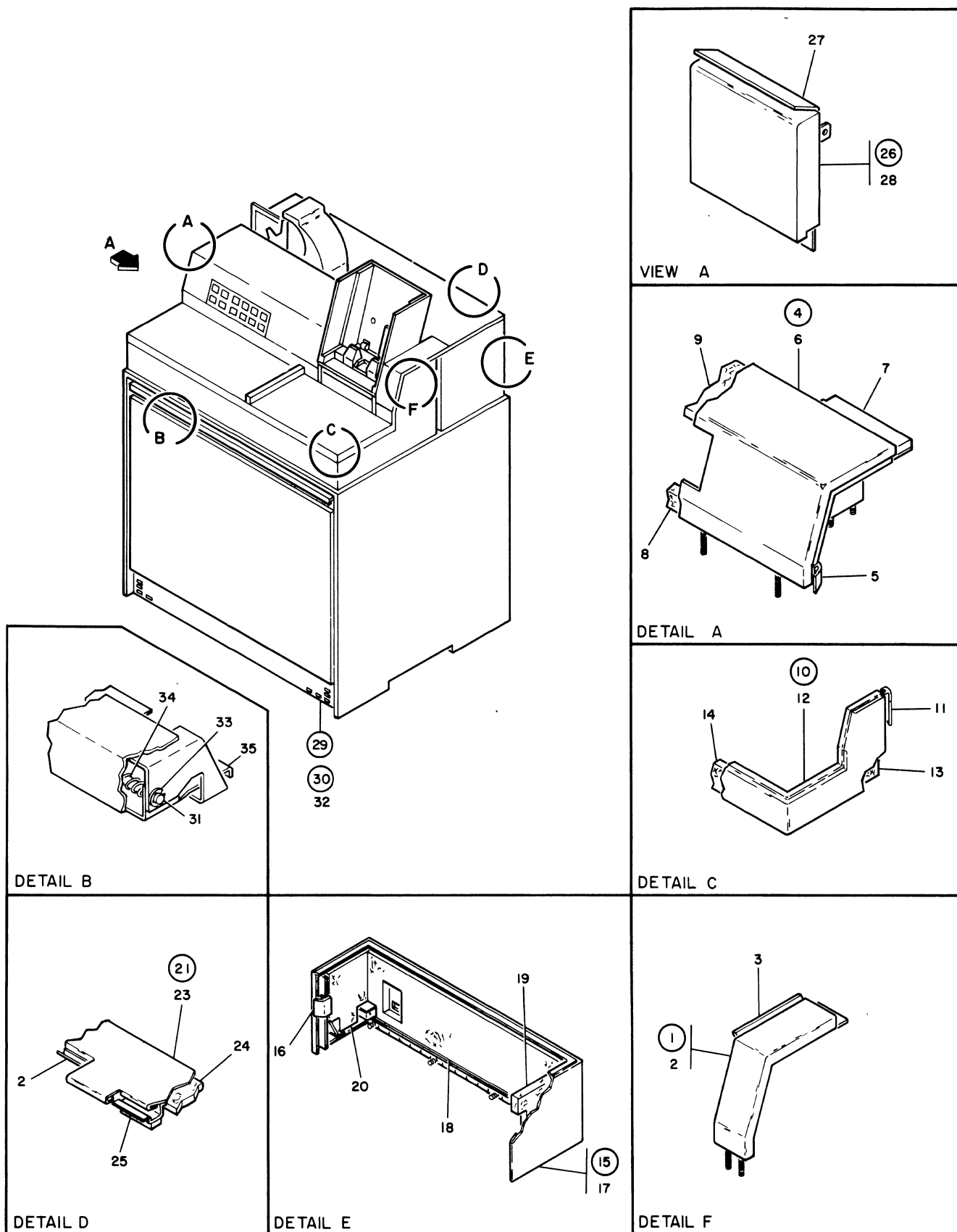


FIGURE 1. COVER KITS. SEE LIST 1.

LIST AND INDEX NO.	PART NO.	DESCRIPTION 1 2 3 4	UNITS PER ASM.	USABLE ON CODE
		COVER KITS -CCNT		
1 - 29	644006	COVER KIT-RED	REF	
- 29	644008	COVER KIT-BLUE	REF	
- 29	644010	COVER KIT-YELLOW	REF	
- 29	644012	COVER KIT-CHARCOAL	REF	
		SEE LIST 0-1 FOR NEXT HIGHER ASSEMBLY		
- 30	626718	. COVER ASM	1	
- 30	644738	. COVER ASM-REAR	1	
- 31	602488	. . SHAFT, CARD RETAINING LEVER, 2-7/8 LG	2	
- 32	626713	. . COVER, 30 IN MODULE	1	
		USED ON ASM 626718 ONLY		
- 32	644737	. . COVER-REAR	1	
		USED ON ASM 644738 ONLY		
- 33	1073418	. . RING, RETAINING- 0.094 ID X 0.230 OD	4	
- 34	2145158	. . SPRING, COVER LATCH	2	
- 35	2145159	. . HANDLE, COVER LATCH	2	
		CARD READER FINAL ASSEMBLY		
2 -		CODE A USED ON ASM 644002		
-		CODE B USED ON ASM 647200		
-	644002	FINAL ASSEMBLY-MOD A	REF	A
		SEE LIST 0-2 FOR NEXT HIGHER ASSEMBLY		
-	647200	AND FIG. 2 FOR ILLUSTRATION		
		FINAL ASSEMBLY-MOD B	REF	B
		SEE LIST 0-2 FOR NEXT HIGHER ASSEMBLY		
		AND FIG. 2 FOR ILLUSTRATION		
- 1	3550	. WASHER, FL- 1/4 X 9/16 OD X 0.050 THK	3	
- 2	3960	. NUT, PLAIN, HEX- 1/4-20 X 7/16 FL W	1	
- 3	4569	. WASHER, FL-NO. 8 X 1/2 OD X 0.060 THK	4	
- 4	6364	. WASHER, LOCK-SPLIT NO. 6 X 1/4 OD	1	
- 5	6935	. WASHER, LOCK-SPLIT 1/4 X 0.493 OD	3	
- 6	9092	. LOCK WASHER SPLIT NO 10, X .3370D	8	
- 7	10170	. SCREW, MACH-BIND HD 6-32 X 1/4 LG	1	
- 8	11598	. NUT PLAIN HEX 10/32	10	
- 8A	12194	. SPACER	1	
- 9	22478	. WASHER, FL- 0.170 ID 0.375 OD 0.032 THK	12	
- 9A	23141	. WASHER, FL-NO. 10 X 9/16 OD X 1/16 THK	3	
- 10	32042	. SCREW, MACH-BIND HD 10-32 X 3/8 LG	4	
- 11	34512	. SCREW, MACH-BIND HD 8-32 X 3/8 LG	1	
- 12	45114	. SCREW, SHLD	8	
- 13	45690	. WASHER FLAT NO 10 X .438 OD X .031 THK	14	
- 14	55726	. SCREW, MACH-BIND HD 6-32 X 3/16 LG	2	
- 15	55901	. WASHER, LOCK-EXT TEETH, NO. 8	1	
- 16	56079	. WASHER, LOCK-EXT TEETH NO. 10 X 0.410 CD	4	
- 16A	81693	. SCREW, MACH-BIND HD 6-32 X 3/8 LG	1	
- 17	130434	. SCREW, MACH-HEX HD 10-32 X 3/8 LG	4	
- 18	186936	. SCREW, MACH-HEX SCH 1/4-20 X 2-1/2	3	
- 19	205331	. JUMPER-RELAY GATES UNIT 1/8 BRASS	2	
- 20	236849	. SCREW, MACH-BIND HD 10-32 X 1/4 LG	7	
- 21	250525	. SCREW, MACH-BIND HD 10-32 X 3/16 LG	8	
- 22	250627	. SCREW, ALLEN CAP 6-32 X 3/8 LG	1	
- 23	257187	. NUT CABLE CLAMP MTG	1	

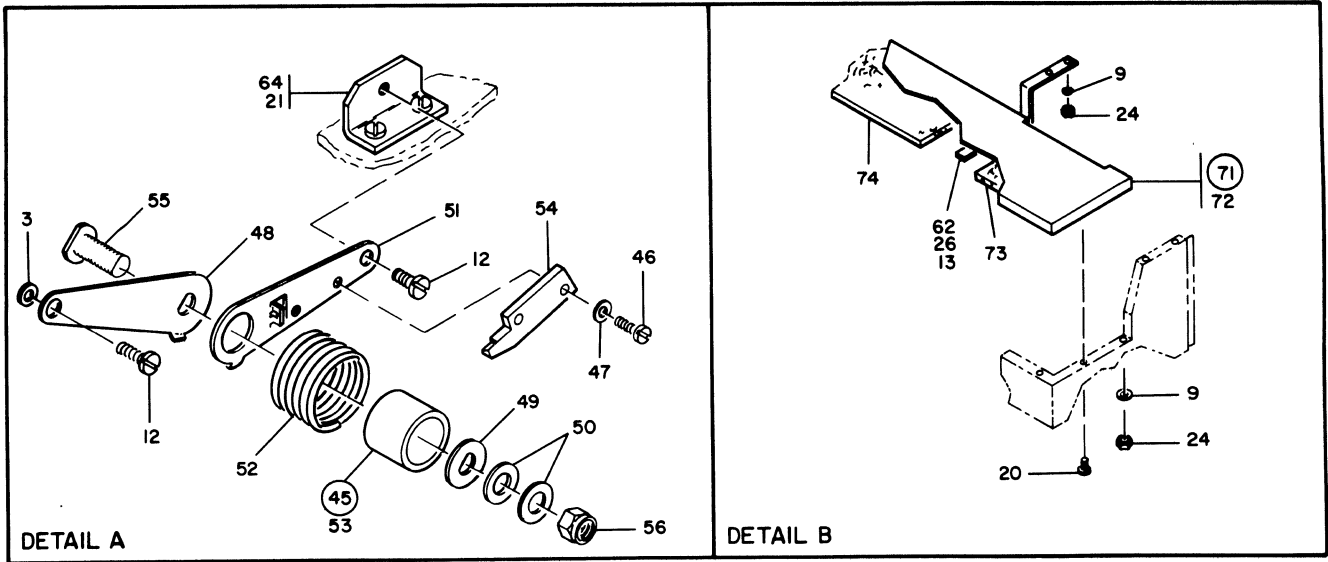
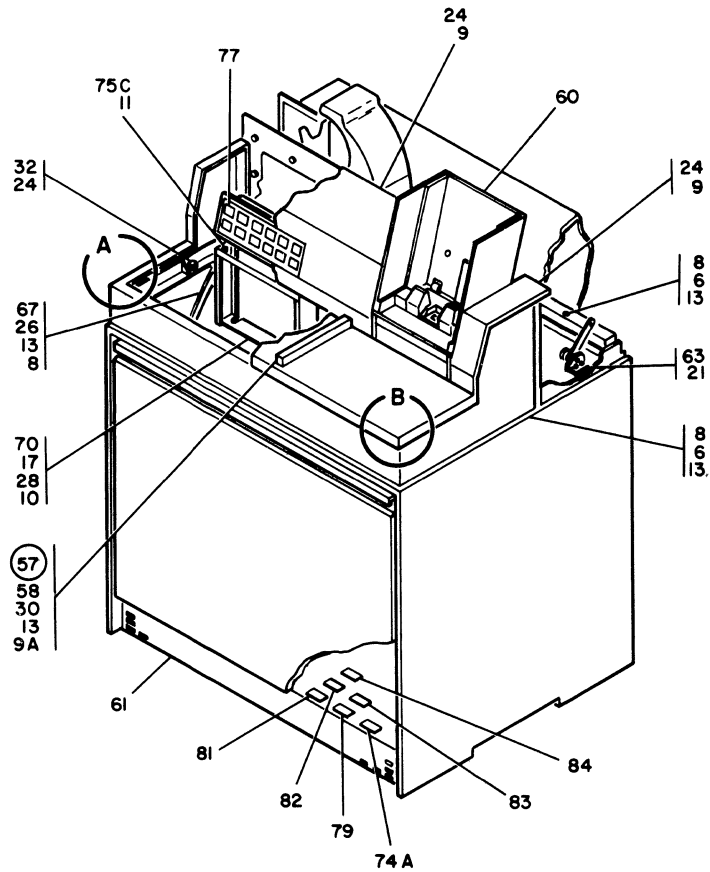


FIGURE 2. CARD READER FINAL ASSEMBLY. SHEET 1 OF 2. SEE LIST 2.

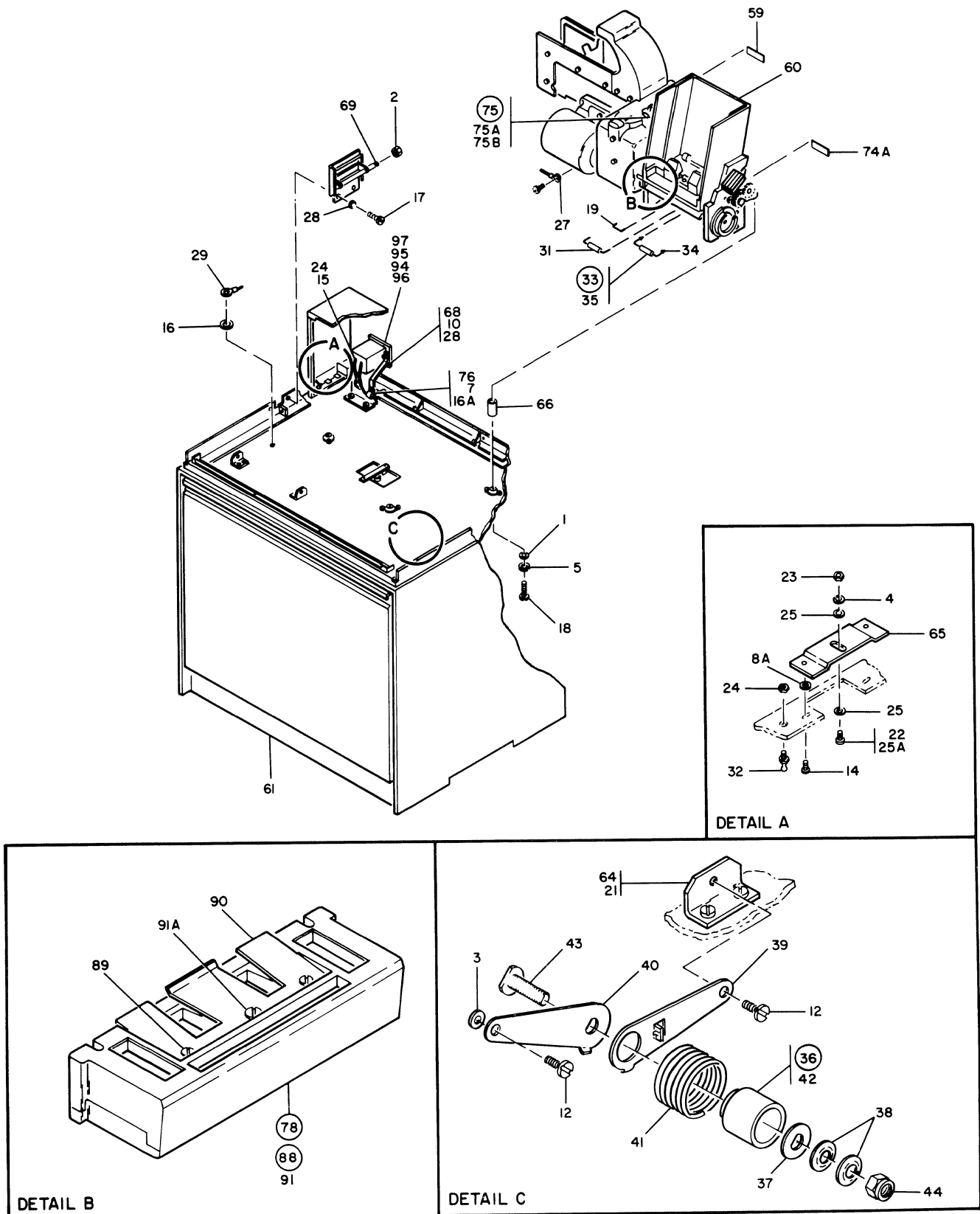


FIGURE 2. CARD READER FINAL ASSEMBLY. SHEET 2 OF 2. SEE LIST 2.

LIST AND INDEX NO.	PART NO.	DESCRIPTION 1 2 3 4	UNITS PER ASM.	USABLE ON CODE
		CARD READER FINAL ASSEMBLY -CONT		
2 - 24	257189	. NUT,PLAIN-HEX 8-32 X 0.343 W	26	
- 25	257986	. WASHER,FL-NO. 6 X 5/8 OD X 0.035 THK	2	
- 25A	322550	. SCREW,MACH-BIND HD 6-32 X 1/2 LG	1	
- 26	332620	. SCREW,MACH-BIND HD 10-32 X 1/2 LG	4	
- 27	334921	. TERMINAL,LUG-INS 16/22AWG NO. 6 MTG HOLE	2	
- 28	444270	. WASHER,FLAT 5/8 OD X 1/16 THK	6	
- 29	480657	. JUMPER ASSEMBLY	1	
- 30	507796	. SCREW,MACH-BIND HD 10-32 X 1 LG	3	
- 31	555430	. RESISTOR ASSEMBLY	2	
- 32	609551	. STUD, COVER LOCK	4	
- 33	615354	. DIODE ASSEMBLY, SILICON, TYPE AM	2	
- 34	187243	. . TERMINAL,LUG-TAPER 20/24AWG 9/16 LG OA	2	
- 35	2111232	. . SEMICONDUCTOR DEVICE-DIODE	1	
- 36	626725	. ARM ASM-STAY BRACE	2	
- 37	443881	. . PLATE	1	
- 38	443967	. . WASHER	2	
- 39	626754	. . ARM-KEYED	1	
- 40	626755	. . ARM-SPRING RETAINING	1	
- 41	627688	. . SPRING	1	
- 42	627711	. . CLUTCH	1	
- 43	628938	. . STUD	1	
- 44	645171	. . NUT-STAY BRACE,.375-16	1	
- 45	627687	. STAYBRACE ASSEMBLY	2	
- 46	10170	. . SCREW,MACH-BIND HD 6-32 X 1/4 LG	2	
- 47	257986	. . WASHER,FL-NO. 6 X 5/8 OD X 0.035 THK	2	
- 48	443880	. . ARM STAY	1	
- 49	443881	. . PLATE	1	
- 50	443967	. . WASHER	2	
- 51	626422	. . ARM STAY	1	
- 52	627688	. . SPRING	1	
- 53	627711	. . CLUTCH	1	
- 54	628937	. . RETAINER	1	
- 55	628938	. . STUD	1	
- 56	645171	. . NUT-STAY BRACE,.375-16	1	
- 57	638960	. BAR,JOGGLE	1	
- 58	639028	. . INSERT-NO 10-32 UNF X .750 LG	3	
- 59	639224	. LABEL,TERM BLK	1	
- 60	644000	. FINAL ASSEMBLY-MECHANICAL	1	
		SEE LIST 3 FOR DETAIL BREAKDOWN		
- 61	644001	. LOWER STRUCTURE ASSEMBLY-MOD A	1	A
		SEE LIST 14 FOR DETAIL BREAKDOWN		
- 61	647201	. LOWER STRUCTURE ASM-MOD B	1	B
		SEE LIST 15A FOR DETAIL BREAKDOWN		
- 62	644069	. BRACKET-SUPPORT	1	
- 63	644074	. BRACKET-MTG RH	2	
- 64	644075	. BRACKET-MTG,LH	2	
- 65	644082	. BRACKET-MTG	1	
- 66	644189	. SPACER	3	
- 67	644704	. LINT-PANEL BRACE	2	A
- 68	644722	. BRACKET-METER MTG	1	
- 69	644724	. SHAFT	1	
- 70	644725	. CONTROL PANEL ASM-SWITCH AND LIGHT	1	A
		SEE LIST 16 FOR DETAIL BREAKDOWN		
- 70	647235	. CONTROL PANEL-SWITCH AND LIGHT	1	B
		SEE LIST 16A FOR DETAIL BREAKDOWN		
- 71	644754	. TABLE TOP ASM	1	
- 72	644719	. . TABLE TOP	1	
- 73	644755	. . FELT-TABLE TOP	1	

LIST AND INDEX NO.	PART NO.	DESCRIPTION 1 2 3 4	UNITS PER ASM.	USABLE ON CODE
		CARD READER FINAL ASSEMBLY -CONT		
2 - 74	644756	• FELT-TABLE TOP	1	
- 74A	647476	• LABEL	1	
- 75	647479	• RESISTOR ASM-400HMS,25W	1	
- 75A	360433	• TERMINAL,QUICK DISCONNECT- 16/18AWG	2	
- 75B	597364	• RESISTOR,FXD WW 40 OHMS P/M 5% 25W	1	
- 75C	2102365	• CLAMP,LOOP- 0.330 ID 0.170 DIA MTG HOLE	1	
- 76	2122639	• CLAMP	1	
- 77	644013	LANGUAGE GROUP-ENGLISH,MOD A SEE LIST 0-2 FOR NEXT HIGHER ASSEMBLY AND LIST 17 FOR DETAIL BREAKDOWN	REF	
- 77	644014	LANGUAGE GROUP-FRENCH,MOD A SEE LIST 0-2 FOR NEXT HIGHER ASSEMBLY AND LIST 18 FOR DETAIL BREAKDOWN	REF	
- 77	644015	LANGUAGE GROUP-GERMAN,MOD A SEE LIST 0-2 FOR NEXT HIGHER ASSEMBLY AND LIST 19 FOR DETAIL BREAKDOWN	REF	
- 77	647240	LANGUAGE GROUP-ENGLISH,MOD B SEE LIST 0-2 FOR NEXT HIGHER ASSEMBLY AND FIG. 17A FOR DETAIL BREAKDOWN	REF	
- 77	647241	LANGUAGE GROUP-FRENCH,MOD B SEE LIST 0-2 FOR NEXT HIGHER ASSEMBLY AND FIG. 18A FOR DETAIL BREAKDOWN	REF	
- 77	647242	LANGUAGE GROUP-GERMAN,MOD B SEE LIST 0-2 FOR NEXT HIGHER ASSEMBLY AND FIG. 19A FOR DETAIL BREAKDOWN	REF	
- 78	644003	SHIPPING GROUP-MOD A	REF	
- 78	647500	SHIPPING GROUP-MOD B SEE LIST 0-2 FOR NEXT HIGHER ASSEMBLY	REF	
- 79	20243	• NAMEPLATE	1	
- 80	105792	• SCREW,DR-RH 0.067 OD X 3/16 LG NOT ILLUSTRATED	2	
- 81	122639	• PLATE,IDENTIFICATION-SALE	1	
- 82	124631	• PLATE,IDENTIFICATION-LEASE W/SALE OPTICN	1	
- 83	180528	• PLATE,IDENTIFICATION-SERIAL NUMBER	1	
- 84	183848	• PLATE,INSTRUCTION-CURRENT REQUIREMENT	1	
- 85	222836	• BINDER,CUSTOMER ENG NOT ILLUSTRATED	1	
- 86	222837	• BINDER-CUSTOMER ENGINEERING NOT ILLUSTRATED	1	
- 87	451125	• HOLDER,MACH RECORD NOT ILLUSTRATED	1	
* - 88	639993	• WEIGHT ASSEMBLY,CARD	1	
- 89	55726	• SCREW,MACH-BIND HD 6-32 X 3/16 LG	2	
- 90	336249	• SPRING,FL-CARD	1	
- 91	336673	• WEIGHT	1	
- 91A	336688	• SCREW,MACH,BIND HD 8-32 X 1 LG	1	
- 92	644076	• TAB-DIAGRAM BINDER NOT ILLUSTRATED	2	
- 93	647228	• OVERLAY NOT ILLUSTRATED	1	
- 93A	740548	• BLANK-OVERLAY PANEL	1	
- 94	22478	WASHER,FL- 0.170 ID 0.375 OD 0.032 THK SEE LIST 0-4 FOR NEXT HIGHER ASSEMBLY	REF	
- 95	25627	SCREW,MACH-BIND HD 8-32 X 1/2 LG SEE LIST 0-5 FOR NEXT HIGHER ASSEMBLY	REF	
- 96	257189	NUT,PLAIN-HEX 8-32 X 0.343 W SEE LIST 0-6 FOR NEXT HIGHER ASSEMBLY	REF	
- 97	740503	CLOCK-60 CYCLE	REF	
- 97	740608	CLOCK-50 CYCLE SEE LIST 0-17 FOR NEXT HIGHER ASSEMBLY	REF	

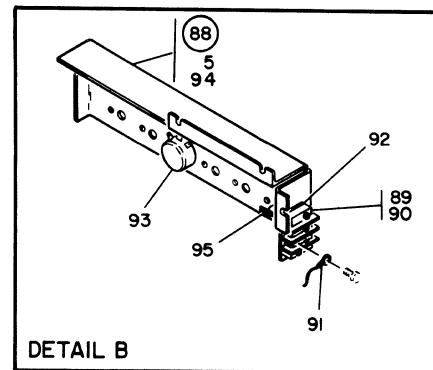
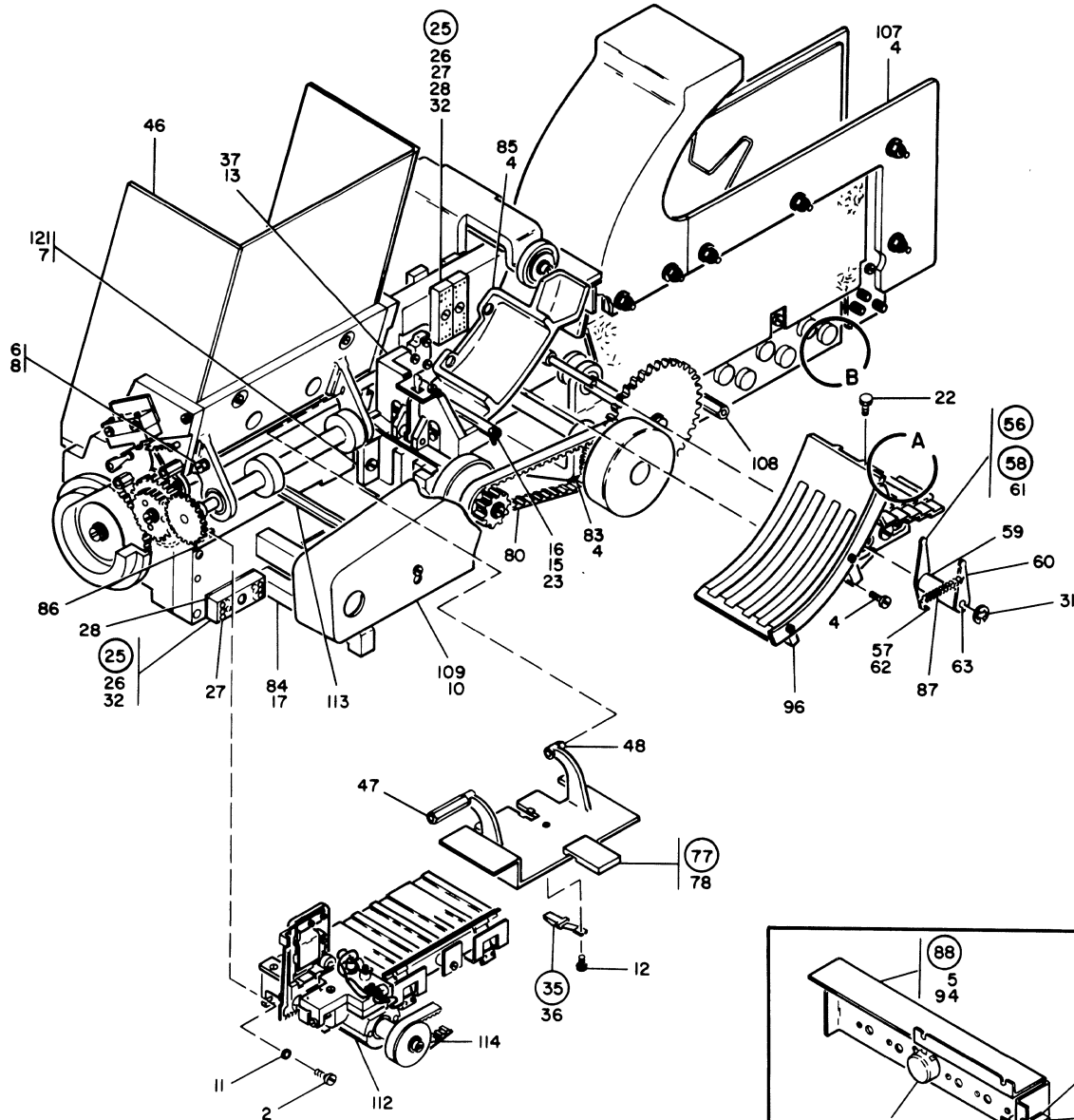
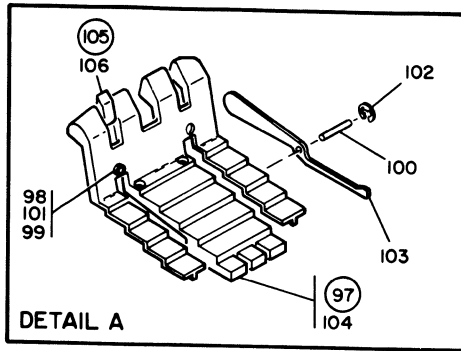


FIGURE 3. MECHANICAL FINAL ASSEMBLY. SHEET 1 OF 2. SEE LIST 3.

LIST AND INDEX NO.	PART NO.	DESCRIPTION 1 2 3 4	UNITS PER ASM.	USABLE ON CODE
		MECHANICAL FINAL ASSEMBLY		
3 -	644000	FINAL ASSEMBLY-MECHANICAL SEE LIST 2-60 FOR NEXT HIGHER ASSEMBLY AND FIG. 3 FOR ILLUSTRATION	REF	
- 1	3550	• WASHER, FL- 1/4 X 9/16 OD X 0.050 THK	4	
- 2	4701	• SCREW, MACH-HEX HD 10-32 X 5/8 LG	2	
- 3	5528	• SCREW	10	
- 4	5677	• SCREW, MACH-BIND HD 10-32 X 3/4 LG	11	
- 5	10170	• SCREW, MACH-BIND HD 6-32 X 1/4 LG	3	
- 6	12954	• SCREW, MACH-HEX HD 8-32 X 1/2 LG	2	
- 7	19944	• SCREW, MACH-BIND HD 8-32 X 3/4 LG	3	
- 8	22478	• WASHER, FL- 0.170 ID 0.375 OD 0.032 THK	2	
- 9	28413	• SCREW, MACH-BIND HD 10-32 X 5/16 LG	1	
- 10	34512	• SCREW, MACH-BIND HD 8-32 X 3/8 LG	4	
- 11	45690	• WASHER, FLAT NO 10 X .438 OD X .031 THK	2	
- 12	48594	• SCREW, MACH-BIND HD 4-40 X 0.175 LG	1	
- 13	55918	• SCREW, MACH-BIND HD 10-32 X 5/8 LG	3	
- 14	56079	• WASHER, LOCK-EXT TEETH NO. 10 X 0.410 OD	1	
- 15	56722	• WASHER, LOCK-EXT TEETH NO. 6 X 5/16 OD	1	
- 16	81693	• SCREW, MACH-BIND HD 6-32 X 3/8 LG	7	
- 17	124987	• SCREW, MACH-HEX SOC HD 1/4-20 X 1-1/4 LG	6	
- 18	191431	• SHIELD, TERMINAL BOARD- 3 POSITION	1	
- 19	210883	• STUD, EXT- 6-32 INT EXT THD X 0.900 LG CA	1	
- 20	210884	• STUD-SHIELD	4	
- 20A	210984	• SCREW, MACH-RH 6-32 X 1/4 LG	1	
- 21	234341	• SCREW, ASMD WASHER-FIL HD 1/4-20 X 5/8 LG	4	
- 22	251820	• SCREW, CAP, SOC HD- 6-32 X 1/2 LG	2	
- 23	257187	• NUT CABLE CLAMP MTG	1	
- 24	257986	• WASHER, FL-NO. 6 X 5/8 OD X 0.035 THK	4	
- 25	302090	• CONNECTOR, RECP, ELEC- 24 FEMALE CCNTACTS	6	
- 26	302088	• . TERMINAL BOARD	1	
- 27	302089	• . SPRING-TERMINAL BOARD CONTACT	8	
- 28	302131	• STRIP-TERMINAL BLOCK INSULATOR	6	
- 29	312450	• MOTOR, AC-1/2 HP, 230V, 50-60 CYCLES	1	
- 30	323841	• TERMINAL BOARD- 3 DBL SCREW TERMINALS	1	
- 31	332747	• RING, RETAINING-EXT 0.207 ID X 0.025 THK	1	
- 32	438550	• SCREW, MACH-BIND HD 4-40 X 1/2 LG	6	
- 33	508033	• INSULATOR, TERMINAL BOARD	1	
- 34	597216	• JUMPER ASM-GRN 9-1/2 14AWG 1 LUG EA END	1	
- 35	612893	• SPRING	1	
- 36	612892	• . SPRING	1	
- 37	638264	• READ LAMP	1	
		SEE LIST 4 FOR DETAIL BREAKDOWN		
- 38	644031	• SHOE ASM-NUDGE ROLL PRESSURE	2	
- 39	48594	• . SCREW, MACH-BIND HD 4-40 X 0.175 LG	1	
- 40	612089	• . SPRING	1	
- 41	644032	• . BRACKET, MTG PRES ROLL	1	
- 42	644033	• . SHOE ASM	1	
- 43	612780	• . . SHOE-PRESSURE ROLL	1	
- 44	612868	• . . SHOE	1	

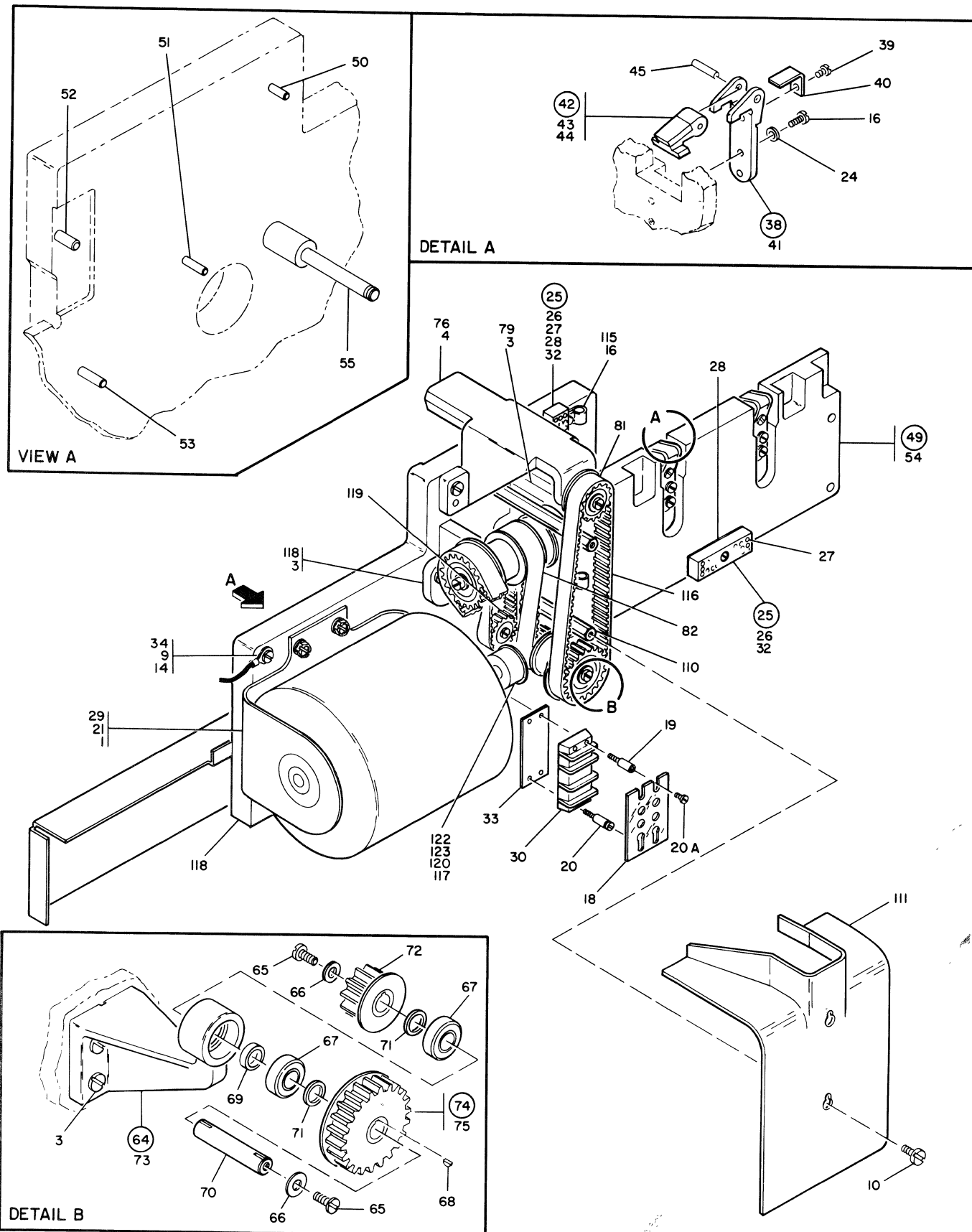


FIGURE 3. MECHANICAL FINAL ASSEMBLY. SHEET 2 OF 2. SEE LIST 3.

LIST AND INDEX NO.	PART NO.	DESCRIPTION	UNITS PER ASM.	USABLE ON CODE
1	2	3	4	
		MECHANICAL FINAL ASSEMBLY -CONT		
3 - 45	644036	. . PIN-STR-0.139 OD X 0.56 LG	1	
- 46	644100	. HOPPER ASSEMBLY SEE LIST 5 FOR DETAIL BREAKDCWN	1	
- 47	644102	. BUSHING-COVER MTG HOLDER	1	
- 48	644103	. BUSHING-COVER MTG LOCATOR	1	
- 49	644118	. BACKBONE ASM-PIN LOCATION	1	
- 50	104696	. . PIN,STR,HOLS- 1/8 DIA X 1/2 LG	8	
- 51	104697	. . PIN,STR,HOLS- 1/8 DIA X 3/4 LG	6	
- 52	104699	. . PIN,STR,HOLS- 3/16 DIA X 1/2 LG	2	
- 53	104701	. . PIN,DOWEL	6	
- 54	644116	. . BACKBONE-CONSOLE READER	1	
- 55	644215	. . SHAFT-3.41 LG	1	
- 56	644124	. JOGGLER ASM	1	
- 57	225574	. . BEARING,BALL,ANNULAR- 0.125 ID 0.375 OD	1	
- 58	644127	. . ARM ASM-JOGGLER	1	
- 59	644125	. . . HUB-.344 ID X 1.822 LG	1	
- 60	644181	. . . ARM-JOGGLER	1	
- 61	644182	. . . ARM-JOGGLER,CAM FOLLOWER	1	
- 62	644183	. . . STUD-.417 LG	1	
- 63	644264	. . BUSHING	2	
- 64	644130	. IDLER ASM-INPUT	1	
- 65	81693	. . SCREW,MACH-BIND HD 6-32 X 3/8 LG	2	
- 66	110029	. . WASHER,FL-NO 8 X 5/8 OD X 1/16 THK	2	
- 67	156364	. . BEARING,BALL,ANNULAR- 0.375 ID 0.875 OD	2	
- 68	328037	. . KEY	2	
- 69	644122	. . SPACER	1	
- 70	644143	. . SHAFT-INPUT IDLER	1	
- 71	644144	. . SPACER	2	
- 72	644145	. . PULLEY-TIMING BELT	1	
- 73	644146	. . FRAME-INPUT IDLER	1	
- 74	644284	. . PULLEY ASM	1	
- 75	644156	. . . HUB-PULLEY	1	
- 76	644131	. WHEEL ASM-STACKER FEED SEE LIST 7 FOR DETAIL BREAKDCWN	1	
- 77	644139	. COVER ASM-READ CARD BED	1	
- 78	611812	. . MAGNET	1	
- 79	644152	. IDLER ASM SEE LIST 8 FOR DETAIL BREAKDCWN	1	
- 80	644193	. BELT-TIMING	1	
- 81	644195	. BELT-TIMING	1	
- 82	644201	. BELT-TIMING	1	
- 83	644206	. FRAME ASM-JACK SHAFT SEE LIST 9 FOR DETAIL BREAKDCWN	1	
- 84	644217	. SUPPORT-BACKBONE	1	
- 85	644222	. COVER-CARD	1	
- 86	644223	. PLATE-CARD GUIDE	1	
- 87	644237	. SPRING-EXTENSION	1	
- 88	644308	. PANEL ASM-POTENTIOMETER	1	
- 89	80817	. . TERMINAL BOARD	1	
- 90	322550	. . SCREW,MACH-BIND HD 6-32 X 1/2 LG	2	
- 91	360370	. . TERMINAL,LUG	1	
- 92	512426	. . INSULATOR,PLATE-TERMINAL STRIP	1	
- 93	628493	. . POTENTIOMETER,ww-10 OHMS P/M 5% 2W	13	
- 94	644261	. . PANEL-LAMP ADJUSTMENT	1	
- 95	644528	. . CABLE ASM-LAMP VOLT SEE LIST 26-26 AND -31A FOR COMPONENT PARTS	1	
- 96	644317	. BED ASM-POST READ CARD SEE LIST 10 FOR DETAIL BREAKDCWN	1	

LIST AND INDEX NO.	PART NO.	DESCRIPTION	UNITS PER ASM.	USABLE ON CODE
		1 2 3 4		
		MECHANICAL FINAL ASSEMBLY -CONT		
3 - 97	644318	• SLIDE ASM-CARD	1	
- 98	38710	• • SCREW,MACH-FH 2-56 X 1/4 LG	2	
- 99	47987	• • NUT,PLAIN,HEX- 2-56 X 3/16 FL W	2	
-100	104701	• • PIN,DOWEL	1	
-101	257984	• • WASHER,LOCK-SPLIT NO. 4 X 0.212 GD	2	
-102	612999	• • CLIP-SAFETY SWITCH	1	
-103	644057	• • LEVER-CARD DECK	2	
-104	644070	• • STACKER-CARD SLIDE	1	
-105	644071	• • DEFLECTOR ASM	2	
-106	644072	• • • SPRING-DEFLECTOR	1	
-107	644320	• STACKER ASM	1	
		SEE LIST 11 FOR DETAIL BREAKDOWN		
-108	644327	• STANDOFF-NO 10-32 X 5.75 LG	1	
-109	644328	• COVER-REAR BELT	1	
-110	644330	• STANDOFF-NO 10-32 X 4.84 LG	2	
-111	644331	• GUARD-BELT	1	
-112	644361	• BED ASM,PRE-READ	1	
		SEE LIST 12 FOR DETAIL BREAKDOWN		
-113	644377	• STANDOFF-NO 10-32 X 6.38 LG	1	
-114	644378	• BELT-TIMING	1	
-115	2102365	• CLAMP,LOOP- 0.330 ID 0.170 DIA MTG HOLE	2	
-116	364156	BELT,MOTCR	REF	
-116	644269	BELT-TIMING	REF	
		SEE LIST 0-7 FOR NEXT HIGHER ASSEMBLY		
-117	438554	SCREW,MACH-BIND HD 4-40 X 1 LG	REF	
		SEE LIST 0-8 FOR NEXT HIGHER ASSEMBLY		
-118	644147	IDLER ASSEMBLY,MULE HITCH INPUT-60 CY	REF	
-118	644213	IDLER ASM,MULE HITCH INPUT-50 CY	REF	
		SEE LIST 0-10 FOR NEXT HIGHER ASSEMBLY		
		AND FIG. 20 FOR DETAIL BREAKDOWN		
-119	644269	BELT-TIMING	REF	
-119	644191	BELT-TIMING	REF	
		SEE LIST 0-11 FOR NEXT HIGHER ASSEMBLY		
-120	644296	PULLEY-TIMING BELT	REF	
-120	644145	PULLEY-TIMING BELT	REF	
		SEE LIST 0-13 FOR NEXT HIGHER ASSEMBLY		
-121	644307	CARRIER AND CELL ASM-READ STATION	REF	
-121	647297	CARRIER AND CELL ASM-READ STATION	REF	
		SEE LIST 0-14 FOR NEXT HIGHER ASSEMBLY		
		AND FIG. 21 FOR DETAIL BREAKDOWN		
-122	644311	ADAPTER-MOTOR SHAFT	REF	
		SEE LIST 0-15 FOR NEXT HIGHER ASSEMBLY		
-123	1100523	SETSCREW-SPLINE DR CUP PT 6-32 X 3/16 LG	REF	
		SEE LIST 0-18 FOR NEXT HIGHER ASSEMBLY		
		READ LAMP ASSEMBLY		
4 -	638264	READ LAMP	REF	
		SEE LIST 3-37 FOR NEXT HIGHER ASSEMBLY		
		AND FIG. 4 FOR ILLUSTRATION		
- 1	22478	• WASHER,FL- 0.170 ID 0.375 GD 0.032 THK	2	
- 2	55726	• SCREW,MACH-BIND HD 6-32 X 3/16 LG	2	
- 3	149897	• SCREW,CAP,SOC HD- 8-32 X 0.375 LG	2	
- 4	257958	• SETSCREW-SPLINE DR FP 4-40 X 3/16 LG	2	

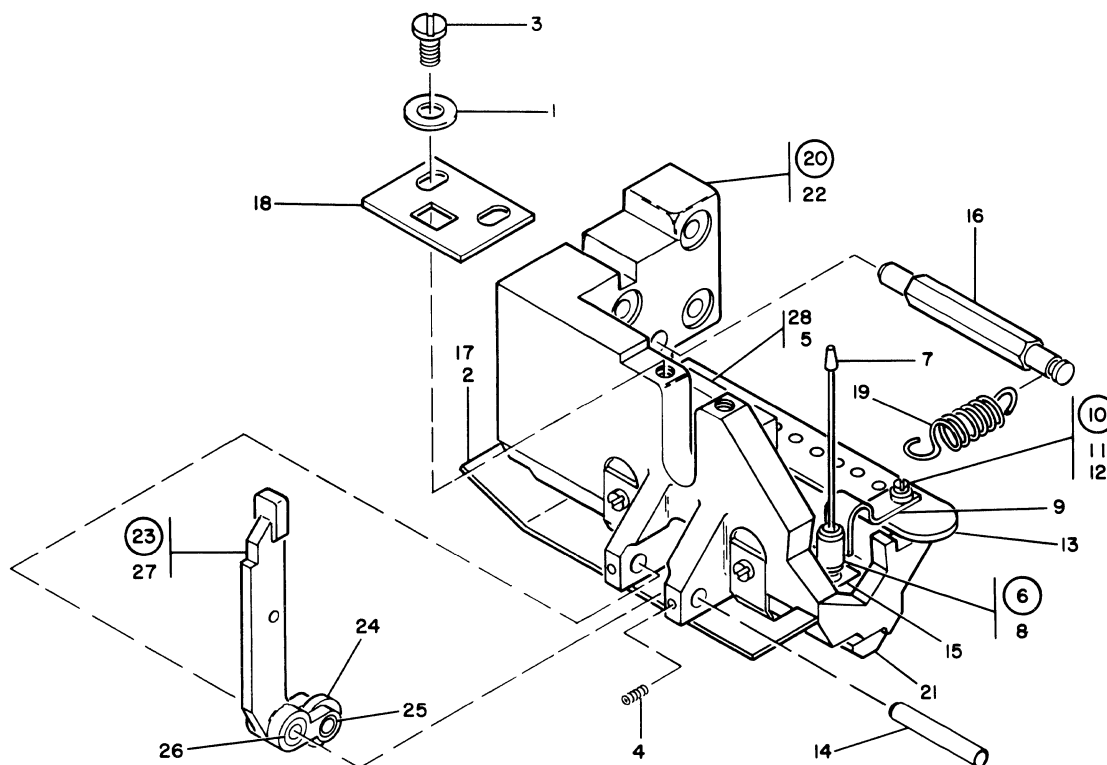


FIGURE 4. READ LAMP ASSEMBLY. SEE LIST 4.

LIST AND INDEX NO.	PART NO.	DESCRIPTION	UNITS PER ASM.	USABLE ON CODE
		1 2 3 4		
		READ LAMP ASSEMBLY -CONT		
4 - 5	322065	• SCREW, MACH-BIND HD 6-32 X 5/8 LG	2	
- 6	626798	• LAMP ASSEMBLY	12	
- 7	187243	• • TERMINAL, LUG-TAPER 20/24AWG 9/16 LG DA	1	
- 8	369675	• LAMP, INCANDESCENT-2.5V 0.350 AMP	1	
- 9	627695	• CLIP, RETAINING, LAMP HOLDER	12	
- 10	638072	• SCREW, MACH, INSUL-4-40 X 0.188 LG	12	
- 11	38261	• • SCREW, MACH-FIL H 4-40 X 3/16 LG	1	
- 12	638073	• WASHER, INSULATOR-1/8ID X0.230 OD X0.230	12	
- 13	638074	• INSULATOR, STRIP, GROUND	1	
- 14	638265	• SHAFT, ROLL PIVOT 0.187 OD X 0.938 LG	1	
- 15	638267	• SEAL, READ LAMP-FLT 1/4 X 3.03 X 0.040THK	1	
- 16	638268	• STUD, SPACER- 6-32 X 1.94 LG	1	
- 17	638269	• GUIDE, READ STATION-UP CARD	1	
- 18	638270	• STOP, ROLL	1	
- 19	638273	• SPRING, HELICAL, EXTEN-18.5 TURNS 0.865 LG	1	
- 20	638274	• HOUSING	1	
- 21	638275	• • WINDOW-READ LAMP	1	
- 22	638276	• • HOUSING-READ LAMP	1	
- 23	638277	• ROLL-ARM ASSEMBLY	1	

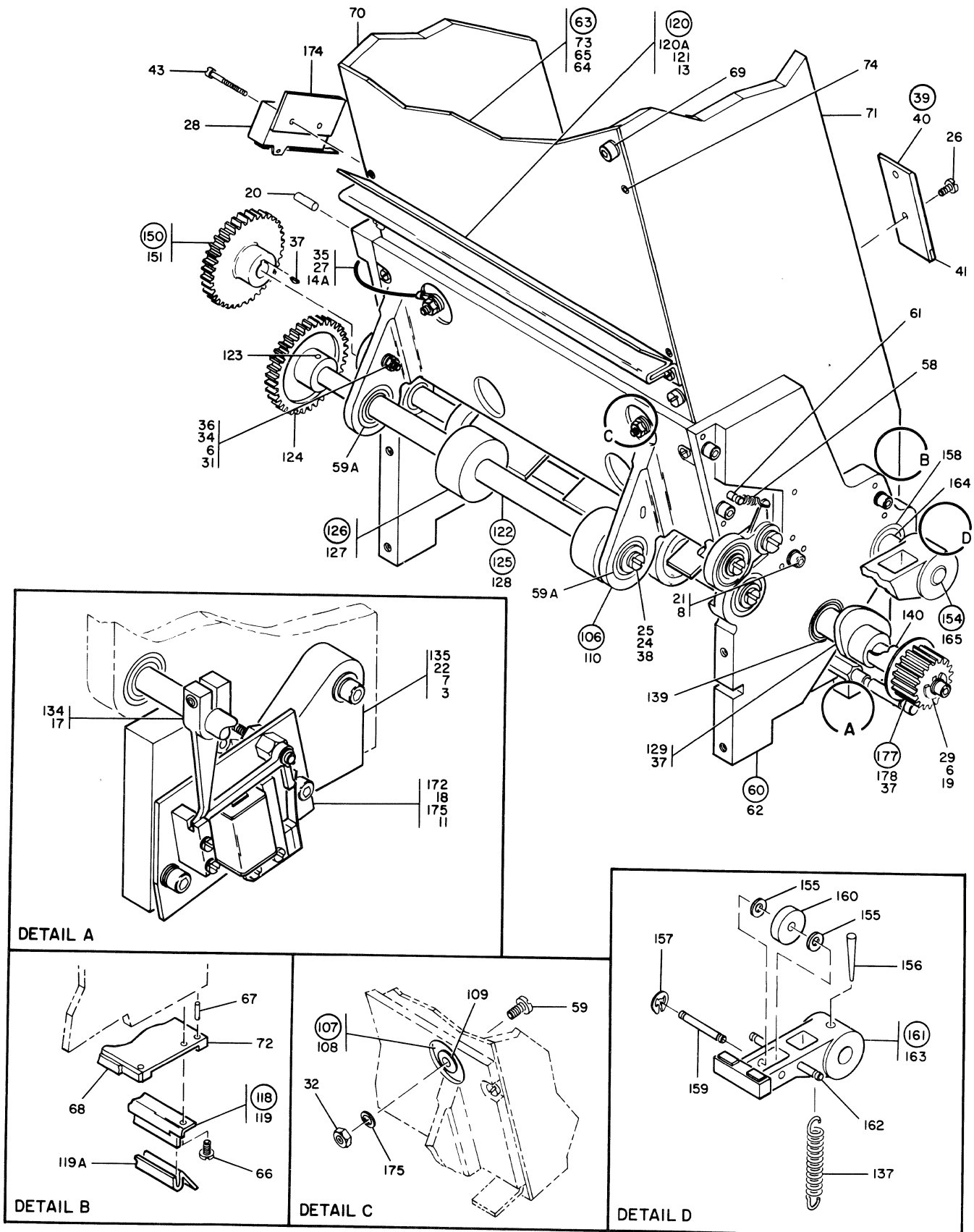


FIGURE 5. HOPPER ASSEMBLY. SHEET 1 OF 2. SEE LIST 5.

LIST AND INDEX NO.	PART NO.	DESCRIPTION	UNITS PER ASM.	USABLE ON CODE
		1 2 3 4		
		READ LAMP ASSEMBLY -CONT		
4 - 24	612318	• BEARING,BALL	1	
- 25	638278	• PIN,STR,HDLS- 3/16 OD X 3/8 LG	1	
- 26	638280	• BUSHING,READ-0.315 OD X 7/16 LG	1	
- 27	638281	• ARM,PRES ROLL	1	
- 28	640123	• CLAMP	2	
		HOPPER ASSEMBLY		
5 -	644100	HOPPER ASSEMBLY SEE LIST 3-46 FOR NEXT HIGHER ASSEMBLY AND FIG. 5 FOR ILLUSTRATION	REF	
- 1	232	• SCREW,MACH-FIL H 10-32 X 1/2 LG	4	
- 2	2179	• SCREW,MACH-FL CSK HD 8-32 X 5/8 LG	4	
- 3	3550	• WASHER,FL- 1/4 X 9/16 OD X 0.050 THK	2	
- 4	3916	• PIN,TAPERED,PLAIN- 3/4 LG X NO. 1-0	3	
- 5	5528	• SCREW	2	
- 6	6364	• WASHER,LOCK-SPLIT NO. 6 X 1/4 OD	2	
- 7	6935	• WASHER,LOCK-SPLIT 1/4 X 0.493 CD	2	
- 8	9092	• LOCK WASHER SPLIT NO 10, X .3370D	4	
- 9	10170	• SCREW,MACH-BIND HD 6-32 X 1/4 LG	6	
- 10	22066	• WASHER,FL- 0.140 ID 0.281 OD 0.025 THK	2	
- 11	22478	• WASHER,FL- 0.170 ID 0.375 OD 0.032 THK	2	
- 12	34512	• SCREW,MACH-BIND HD 8-32 X 3/8 LG	2	
- 13	35739	• SCREW,MACH-BIND HD 6-32 X 15/16 LG	6	
- 13A	48594	• SCREW,MACH-BIND HD 4-40 X 0.175 LG	2	
- 14	52522	• SCREW,MACH-FH 4-40 X 5/16 LG	2	
- 14A	55901	• WASHER,LOCK-EXT TEETH,NO. 8	2	
- 15	55918	• SCREW,MACH-BIND HD 10-32 X 5/8 LG	2	
- 16	81693	• SCREW,MACH-BIND HD 6-32 X 3/8 LG	2	
- 17	101807	• SCREW,CAP,SOC HD- 8-32 X 5/8 LG	1	
- 18	104613	• SCREW, ALLEN CAP, 8-32 X 1/2 LG	2	
- 19	110029	• WASHER,FL-NO 8 X 5/8 OD X 1/16 THK	5	
- 20	138298	• PIN,TAPERED,PLAIN- 1-1/16 LG X NG. 1-0	9	
- 21	149695	• SCREW,CAP,SOC HD- 10-32 X 1 LG	4	
- 22	149908	• SCREW,CAP,SOC HD- 1/4-20 X 1 LG	2	
- 23	156364	• BEARING,BALL,ANNULAR- 0.375 ID 0.875 CD	6	
- 24	183841	• DISK-SPRING	5	
- 25	186759	• SCREW,MACH-BIND HD 8-32 X 5/16 LG	1	
- 26	225859	• SCREW	2	
- 27	226162	• SCREW,CAP,SOC HD- 8-32 X 3/4 LG	5	
- 28	238364	• SWITCH,LEVER,SPDT 50VOLTS DC	1	
- 29	251820	• SCREW,CAP,SOC HD- 6-32 X 1/2 LG	1	
- 30	257186	• NUT,PLAIN,HEX- 4-40 X 5/16 FL W	2	
- 31	257187	• NUT CABLE CLAMP MTG	2	
- 32	257189	• NUT,PLAIN-HEX 8-32 X 0.343 W	2	
- 33	257957	• SETSCREW-SPLINE DR CUP PT 4-40 X 1/8 LG	4	
- 34	257986	• WASHER,FL-NO. 6 X 5/8 OD X 0.035 THK	2	
- 35	319886	• JUMPER ASM-GRN 4 IN. 14AWG 1 LUG EA END	1	
- 36	322550	• SCREW,MACH-BIND HD 6-32 X 1/2 LG	3	
- 37	328037	• KEY	4	
- 38	332922	• RING,RETAINING	1	
- 39	336151	• KNIFE ASSEMBLY	1	
- 40	336217	• BLOCK	1	
- 41	336218	• INSERT	1	

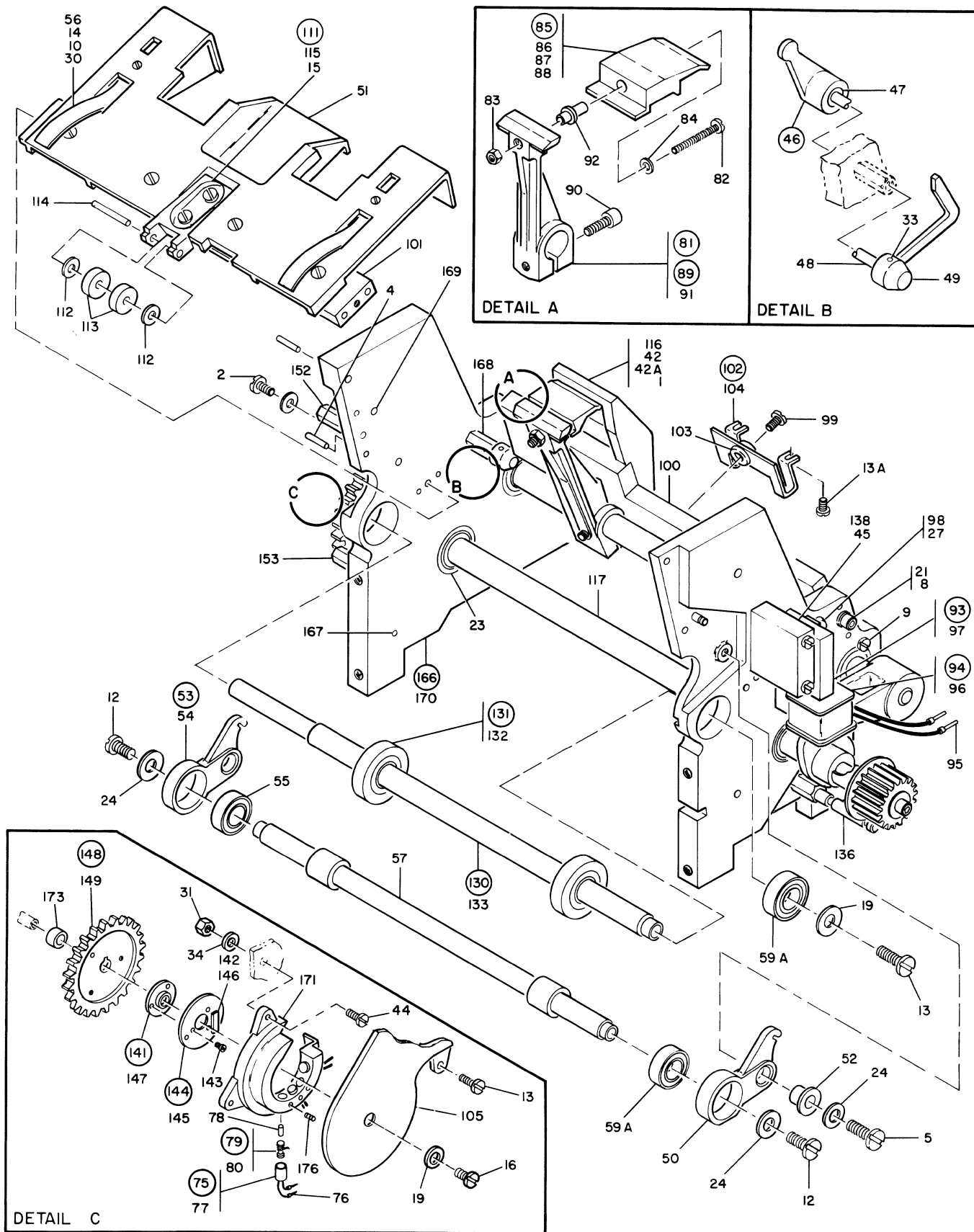


FIGURE 5. HOPPER ASSEMBLY. SHEET 2 OF 2. SEE LIST 5.

LIST AND INDEX NO.	PART NO.	DESCRIPTION	UNITS PER ASM.	USABLE ON CODE
		1 2 3 4		
		HOPPER ASSEMBLY -CONT		
5 - 42	364385	• SHIM	2	
- 42A	369385	• SHIM	2	
- 43	438554	• SCREW,MACH-BIND HD 4-40 X 1 LG	2	
- 44	438567	• SCREW,MACH-UNDRCT BIND HD 6-32 X 1 LG	1	
- 45	438589	• SCREW,MACH-BIND HD 8-32 X 1-1/2 LG	2	
- 46	602185	• LEVER	1	
- 47	602172	• . INSERT	1	
- 48	602196	• SHAFT	1	
- 49	602238	• LEVER	1	
- 50	607096	• HANGER	1	
- 51	607206	• PLATE,BED	1	
- 52	607215	• SLEEVE	2	
- 53	607216	• HANGER	1	
- 54	607096	• . HANGER	1	
- 55	613875	• . BEARING,BALL	1	
- 56	609780	• SPRING	2	
- 57	612224	• FEED ROL	1	
- 58	612239	• SPRING,HELICAL,EXTEN-10 TURNS 0.911 LG	2	
- 59	612996	• SCREW	2	
- 59A	613875	• BEARING,BALL	1	
- 60	638129	• FRAME ASSEMBLY,L SIDE-RH HOPPER	1	
- 61	612203	• . PIN,SPG	1	
- 62	638142	• . FRAME,RH,HOPPER-LS	1	
- 63	638184	• FRAME ASSEMBLY	1	
- 64	6364	• . WASHER,LOCK-SPLIT NO. 6 X 1/4 OD	4	
- 65	38353	• . SCREW,MACH-FIL H 6-32 X 7/16 LG	4	
- 66	236550	• . SCREW,MACH-BIND HD 4-40 X 0.375 LG	2	
- 67	303217	• . PIN,SPRING- 0.134 X 0.625 LG	4	
- 68	612759	• . PAD	1	
- 69	612933	• . SCREW	2	
- 70	638300	• . PLATE,HOPPER	1	
- 71	638301	• . BAR,HOPPER	1	
- 72	638302	• . BAR,HOPPER-SIDE PL	1	
- 73	638303	• . PLATE,HOPPER	1	
- 74	1077739	• . PIN,SPRING- 0.103 X 0.375 LG	6	
- 75	638901	• PICKUP	3	
- 76	187243	• . TERMINAL,LUG-TAPER 20/24AWG 9/16 LG DA	2	
- 77	612516	• . HOUSING-EMITTER	1	
- 78	612517	• . CORE	1	
- 79	369118	• . DIODE	1	
- 80	612515	• . . BOBBIN	1	
- 81	639161	• ARM ASSEMBLY,PICK KNIFE	2	
- 82	216128	• . NUT,LOCK- 4-40 NC	1	
- 83	333182	• . SCREW	1	
- 84	603703	• . WASHER	1	
- 85	603850	• . BLOCK ASSEMBLY	1	
- 86	603847	• . . INSERT,PICKER KNIFE	1	
- 87	603848	• . . INSERT,PICKER KNIFE,WEAR	1	
- 88	603849	• . . INSERT,PICKER KNIFE,FEED	1	
- 89	603857	• . ARM ASSEMBLY	1	
- 90	129654	• . . SCREW,CAP,SOC HD- 10-32 X 3/4 LG	1	
- 91	602249	• . . ARM	1	
- 92	603846	• . . STUD	1	
- 93	641636	• MAGNET ASM	1	
- 94	641817	• . COIL ASM	1	
- 95	187243	• . . TERMINAL,LUG-TAPER 20/24AWG 9/16 LG DA	4	
- 96	641819	• . . BOBBIN	1	
- 97	641818	• . CORE	1	

MO8-1351-0

LIST AND INDEX NO.	PART NO.	DESCRIPTION	UNITS PER ASM.	USABLE ON CODE
1	2	3	4	
		HOPPER ASSEMBLY -CONT		
5 - 98	641641	• PLATE-MTG	1	
- 99	644019	• SCREW,MACH-FH-6-32 X 0.57 LG	1	
-100	644020	• BAR-SUPPORT	1	
-101	644021	• BAR-SUPPORT	1	
-102	644024	• BRACKET ASM-HOPPER POCKET MTG	1	
-103	306048	• • GROMMET	1	
-104	644017	• • BRACKET-MTG	1	
-105	644025	• GUARD-GEAR TRAIN	1	
-106	644027	• BAR ASM-HOPPER SUPPORT	1	
-107	612935	• • MOUNT ASSEMBLY	2	
-108	612936	• • • RING-OUTER	1	
-109	612937	• • • RING-INNER	1	
-110	644022	• • BAR-SUPPORT	1	
-111	644029	• BLOCK ASSEMBLY	1	
-112	22547	• • WASHER	2	
-113	233355	• BEARING,BALL,ANNULAR- 0.187 OD 0.500 OD	2	
-114	336214	• • STUD	1	
-115	644028	• • BLOCK	1	
-116	644030	• POST-CARD	2	
-117	644083	• SHAFT-HOPPER CAM	1	
-118	644090	• ANGLE ASM	1	
-119	644340	• • ANGLE	1	
-119A	638509	• • SEAL	AR	
-120	644091	• ANGLE ASM	1	
-120A	638509	• • SEAL	AR	
-121	644339	• • ANGLE	1	
-122	644107	• SHAFT ASM	1	
-123	33371	• • PIN,TAPERED,PLAIN 3/4 LG X NC. 5-0	1	
-124	612223	• • GEAR	1	
-125	644134	• • SHAFT ASM	1	
-126	627739	• • • ROLL ASSEMBLY	2	
-127	612218	• • • CORE	1	
-128	644135	• • • SHAFT-HOPPER NUDGE ROLL	1	
-129	644109	• CAM	1	
-130	644136	• SHAFT ASM	1	
-131	627739	• • ROLL ASSEMBLY	1	
-132	612218	• • • CORE	1	
-133	644137	• • SHAFT-HOPPER LWR FEED ROLL	1	
-134	644287	• ARM-STOP	1	
-135	644289	• SUPPORT-HOPPER	1	
-136	644290	• STUD-SPRING	1	
-137	644292	• SPRING-EXTENSION	2	
-138	644294	• BRACKET-MTG	1	
-139	644300	• SPACER	1	
-140	644301	• SPACER	1	
-141	644313	• EMITTER ASM	1	
-142	611812	• • MAGNET	1	
-143	612781	• • RIVET-1/4 OD X 9164 LG	3	
-144	641882	• • DISK ASM-MAIN CLUTCH EMITTER	1	
-145	639176	• • • DISK	1	
-146	641883	• • INSERT-.156 LG	1	
-147	644322	• • HUB-EMITTER	1	
-148	644314	• GEAR ASM-HELICAL	1	
-149	644323	• • HUB-HELICAL GEAR	1	
-150	644316	• GEAR	1	
-151	644315	• • HUB	1	
-152	644324	• STANDOFF-NO 8-32 X 1.50 LG	1	
-153	644325	• STANDOFF-NO 8-32 X 1.63 LG	1	

LIST AND INDEX NO.	PART NO.	DESCRIPTION	UNITS PER ASM.	USABLE ON CODE
		1 2 3 4		
		HOPPER ASSEMBLY -CONT		
5 -154	644338	• SHAFT ASM-PICKER KNIFE	1	
-155	12552	• • WASHER,FL-NC.4 X 3/8 OD X 0.020 THK	2	
-156	22867	• • PIN,TAPERED,PLAIN- 7/8 LG X NO. 3	1	
-157	60489	• • RING,RETAINING-EXT 0.125 ID X 0.020 THK	2	
-158	156364	• • BEARING,BALL,ANNULAR- 0.375 ID 0.875 OD	1	
-159	336263	• • STUD	1	
-160	336321	• • BEARING,CAM	1	
-161	644285	• • FOLLOWER ASM	1	
-162	644286	• • • STUD-SPRING	1	
-163	644288	• • • ARM	1	
-164	644303	• • SPACER	1	
-165	644304	• • SHAFT-PICKER ARM	1	
-166	644348	• FRAME ASM-HOPPER,RH	1	
-167	104696	• • PIN,STR,HDLS- 1/8 DIA X 1/2 LG	2	
-168	602173	• • BUSHING	1	
-169	612203	• • PIN,SPG	1	
-170	638299	• • FRAME,HOPPER-R SIDE	1	
-171	644349	• BRACKET-EMITTER	1	
-172	644350	• LATCH ASM-PICKER KNIFE	1	
		SEE LIST 6 FOR DETAIL BREAKDOWN		
-173	644382	• SPACER	1	
-174	804211	• INSULATOR-SWITCH	1	
-175	1090873	• WASHER,LOCK-SPLIT NO. 8 X 0.296 OD	6	
-176	1100523	• SETSCREW-SPLINE DR CUP PT 6-32 X 3/16 LG	3	
-177	644296	PULLEY-TIMING BELT	REF	
-177	644295	PULLEY ASM	REF	
		SEE LIST C-12 FOR NEXT HIGHER ASSEMBLY		
-178	644157	• HUB-PULLEY	1	
		USED ON ASM 644295 ONLY		
		PICKER KNIFE LATCH ASSEMBLY		
6 -	644350	LATCH ASM-PICKER KNIFE	REF	
		SEE LIST 5-172 FOR NEXT HIGHER ASSEMBLY AND FIG. 6 FOR ILLUSTRATION		
- 1	9092	• LOCK WASHER SPLIT NO 10, X .3370D	1	
- 2	11598	• NUT PLAIN HEX 10/32	1	
- 3	45690	• WASHER FLAT NC 10 X .438 OD X .031 THK	1	
- 4	257985	• WASHER,FL-NO. 4 X 1/4 OD X 0.022 THK	2	
- 5	257986	• WASHER,FL-NO. 6 X 5/8 OD X 0.035 THK	2	
- 6	322065	• SCREW,MACH-BIND HD 6-32 X 5/8 LG	2	
- 7	438552	• SCREW,MACH-BIND HD 4-40 X 3/4 LG	2	
- 8	644078	• SPRING ASM	1	
- 9	644356	• • SPRING	1	
- 10	644351	• ARMATURE	1	
- 11	644352	• STUD-NC 10-32 X 1.56 LG	1	
- 12	644353	• PLATE ASM-MAGNET	1	
- 13	644354	• • PLATE-MAGNET	1	
- 14	644357	• • STUD-ARMATURE STUP	1	
- 15	644358	• STOP-ARMATURE	1	
- 16	644360	• MAGNET ASM	1	
- 17	638767	• • CORE-MAGNET	1	
- 18	644359	• • COIL ASM	1	
- 19	187243	• • • TERMINAL,LLG-TAPER 20/24AWG 9/16 LG CA	2	

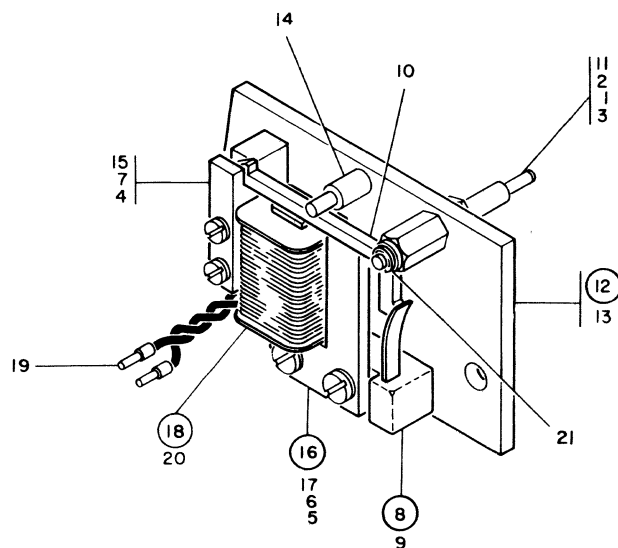


FIGURE 6. PICKER KNIFE LATCH ASSEMBLY. SEE LIST 6.

LIST AND INDEX NO.	PART NO.	1 2 3 4	DESCRIPTION	UNITS PER ASM.	USABLE ON CODE
			PICKER KNIFE LATCH ASSEMBLY -CONT		
6 - 20	638768		• • • BOBBIN	1	
- 21	1073418		• RING,RETAINING- 0.094 ID X 0.230 OD	1	
			STACKER FEED WHEEL ASSEMBLY		
7 -	644131		WHEEL ASM-STACKER FEED SEE LIST 3-76 FOR NEXT HIGHER ASSEMBLY AND FIG. 7 FOR ILLUSTRATION	REF	
- 1	10170		• SCREW,MACH-BIND HD 6-32 X 1/4 LG	2	
- 2	81693		• SCREW,MACH-BIND HD 6-32 X 3/8 LG	1	
- 3	104613		• SCREW, ALLEN CAP, 8-32 X 1/2 LG	1	
- 4	110029		• WASHER,FL-NO 8 X 5/8 OD X 1/16 THK	2	
- 5	156364		• BEARING,BALL,ANNULAR- 0.375 ID 0.875 OD	2	
- 6	328037		• KEY	1	
- 7	644122		• SPACER	1	

MOB-1351-0

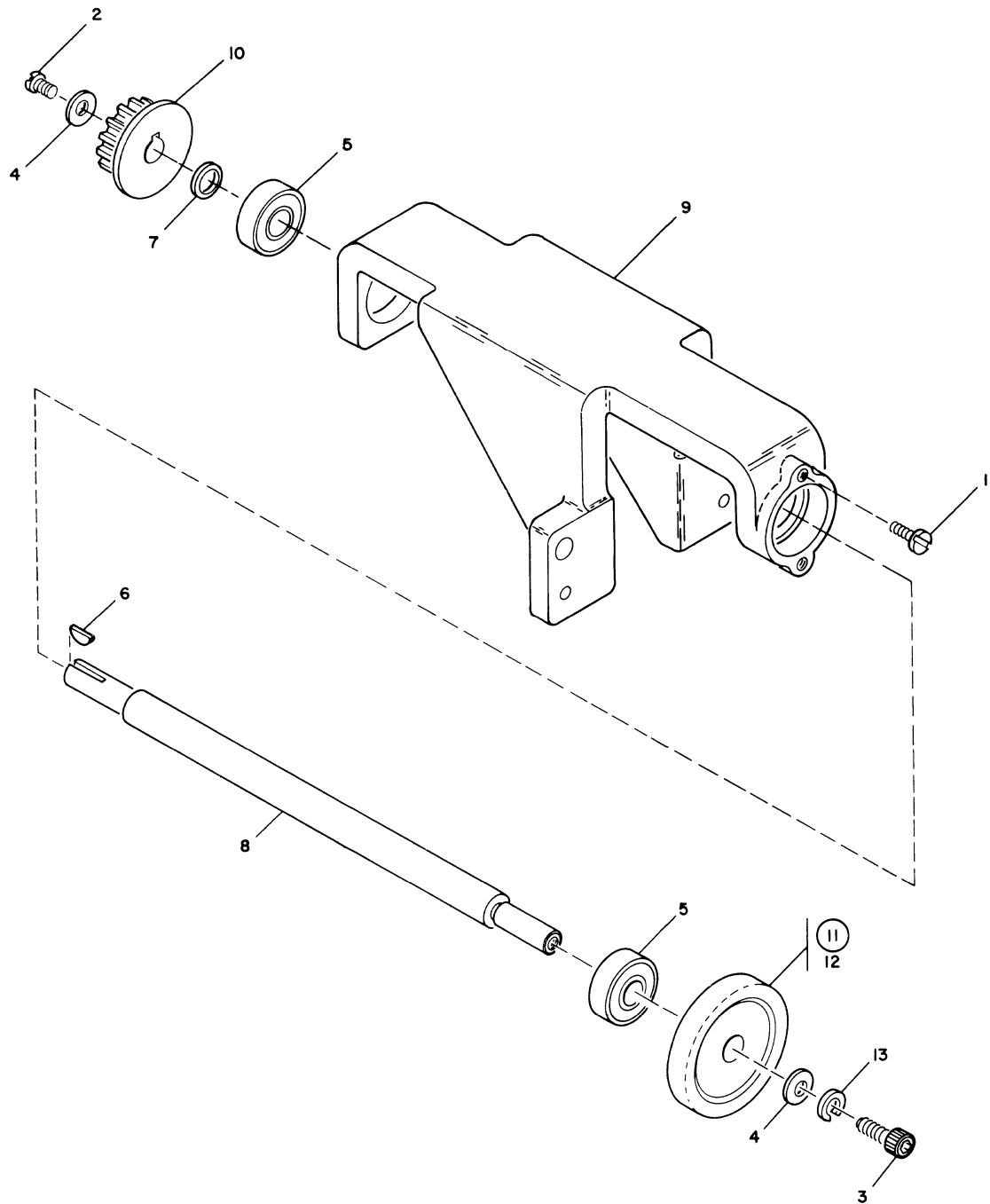


FIGURE 7. STACKER FEED WHEEL ASSEMBLY. SEE LIST 7.

LIST AND INDEX NO.	PART NO.	DESCRIPTION	UNITS PER ASM.	USABLE ON CODE
		1 2 3 4		
		STACKER FEED WHEEL ASSEMBLY -CONT		
7 - 8	644140	• SHAFT-STACKER FEED REEL	1	
- 9	644142	• FRAME-STACKER FEED ROLL	1	
- 10	644297	• PULLEY-TIMING BELT	1	
- 11	644298	• ROLL ASM	1	
- 12	612524	• • HUB	1	
- 13	1090873	• WASHER, LOCK-SPLIT NO. 8 X 0.296 OD	1	
		IDLER ASSEMBLY		
8 -	644152	IDLER ASM	REF	
		SEE LIST 3-79 FOR NEXT HIGHER ASSEMBLY AND FIG. 8 FOR ILLUSTRATION		
- 1	81693	• SCREW, MACH-BIND HD 6-32 X 3/8 LG	2	
- 2	110029	• WASHER, FL-NO 8 X 5/8 OD X 1/16 THK	2	
- 3	156364	• BEARING, BALL, ANNULAR- 0.375 ID 0.875 OD	2	
- 4	328037	• KEY	2	
- 5	644144	• SPACER	2	
- 6	644148	• PULLEY ASM	1	
- 7	644157	• • HUB-PULLEY	1	
- 8	644149	• SPACER	1	
- 9	644150	• SHAFT-.213 LG	1	
- 10	644151	• FRAME-IDLER	1	
- 11	644280	• PULLEY ASM	1	
- 12	644157	• • HUB-PULLEY	1	
		JACK SHAFT FRAME ASSEMBLY		
9 -	644206	FRAME ASM-JACK SHAFT	REF	
		SEE LIST 3-83 FOR NEXT HIGHER ASSEMBLY AND FIG. 9 FOR ILLUSTRATION		
- 1	6364	• WASHER, LOCK-SPLIT NO. 6 X 1/4 CD	2	
- 2	10170	• SCREW, MACH-BIND HD 6-32 X 1/4 LG	4	
- 3	104613	• SCREW, ALLEN CAP, 8-32 X 1/2 LG	1	
- 4	110029	• WASHER, FL-NO 8 X 5/8 OD X 1/16 THK	3	
- 5	156364	• BEARING, BALL, ANNULAR- 0.375 ID 0.875 OD	4	
- 6	251820	• SCREW, CAP, SOC HD- 6-32 X 1/2 LG	2	
- 7	328037	• KEY	3	
- 8	644145	• PULLEY-TIMING BELT	1	
- 9	644169	• PIN ASM	1	
- 10	4327	• • PIN, TAPER NO 5 X .562 LG	1	
- 11	644170	• • GEAR-SPUR	1	
- 12	644171	• • SHAFT-JACK	1	
- 13	644172	• PIN ASM-CAM SHAFT	1	
- 14	33371	• • PIN, TAPERED, PLAIN 3/4 LG X NC. 5-0	1	
- 15	644173	• • SHAFT-CAM	1	
- 16	644174	• • CAM	1	
- 17	644185	• SPACER	1	
- 18	644204	• SPACER	1	
- 19	644205	• SPACER	1	
- 20	644207	• FRAME-JACK SHAFT	1	

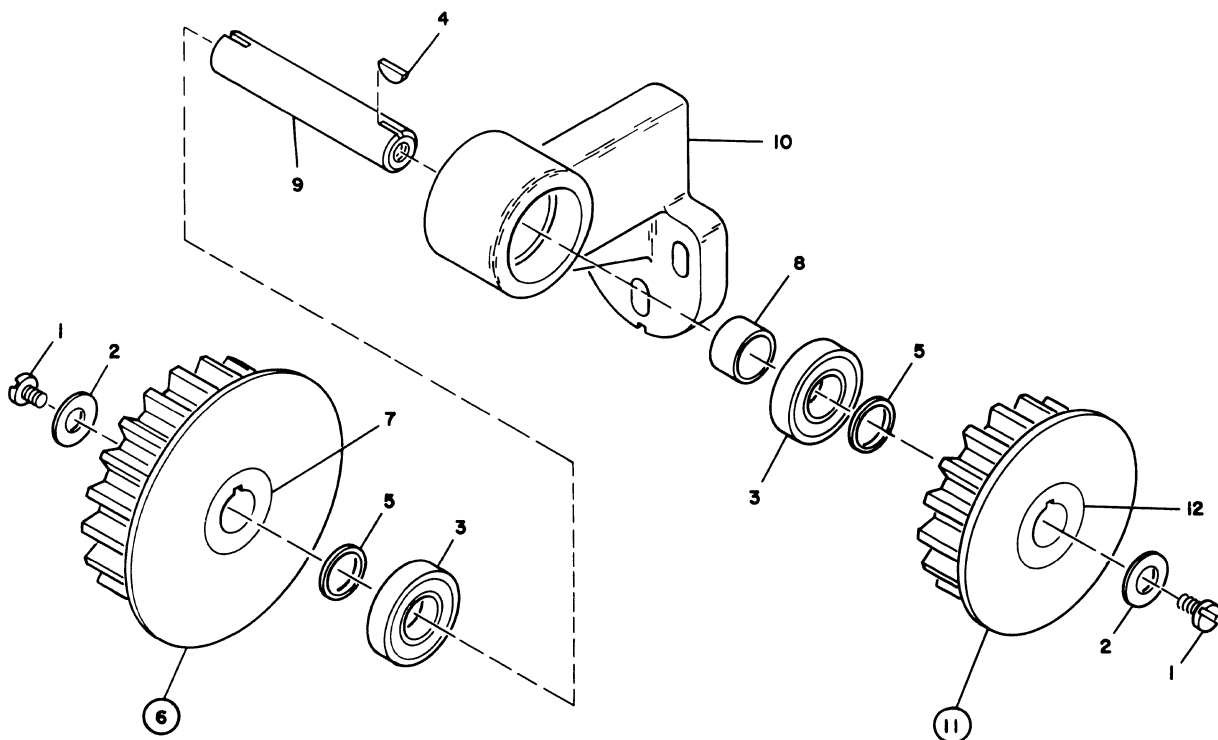


FIGURE 8. IDLER ASSEMBLY. SEE LIST 8.

LIST AND INDEX NO.	PART NO.	DESCRIPTION	UNITS PER ASM.	USABLE ON CODE
		1 2 3 4		
		JACK SHAFT FRAME ASSEMBLY -CONT		
9 - 21	644240	• WHEEL-HAND	1	
- 22	644284	• PULLEY ASM	1	
- 23	644156	• • HUB-PULLEY	1	
- 24	644306	• GEAR ASM-SPUR	1	
- 25	644305	• • HUB-SPUR GEAR	1	
- 26	644383	• SPACER	1	
- 27	1090873	• WASHER, LOCK-SPLIT NO. 8 X 0.296 OD	1	
		POST READ CARD BED ASSEMBLY		
10 -	644317	BED ASM-POST READ CARD SEE LIST 3-96 FOR NEXT HIGHER ASSEMBLY AND FIG. 10 FOR ILLUSTRATION	REF	
- 1	322550	• SCREW, MACH-BIND HD 6-32 X 1/2 LG	2	
- 2	644073	• SPACER	4	

MOB-1351-0

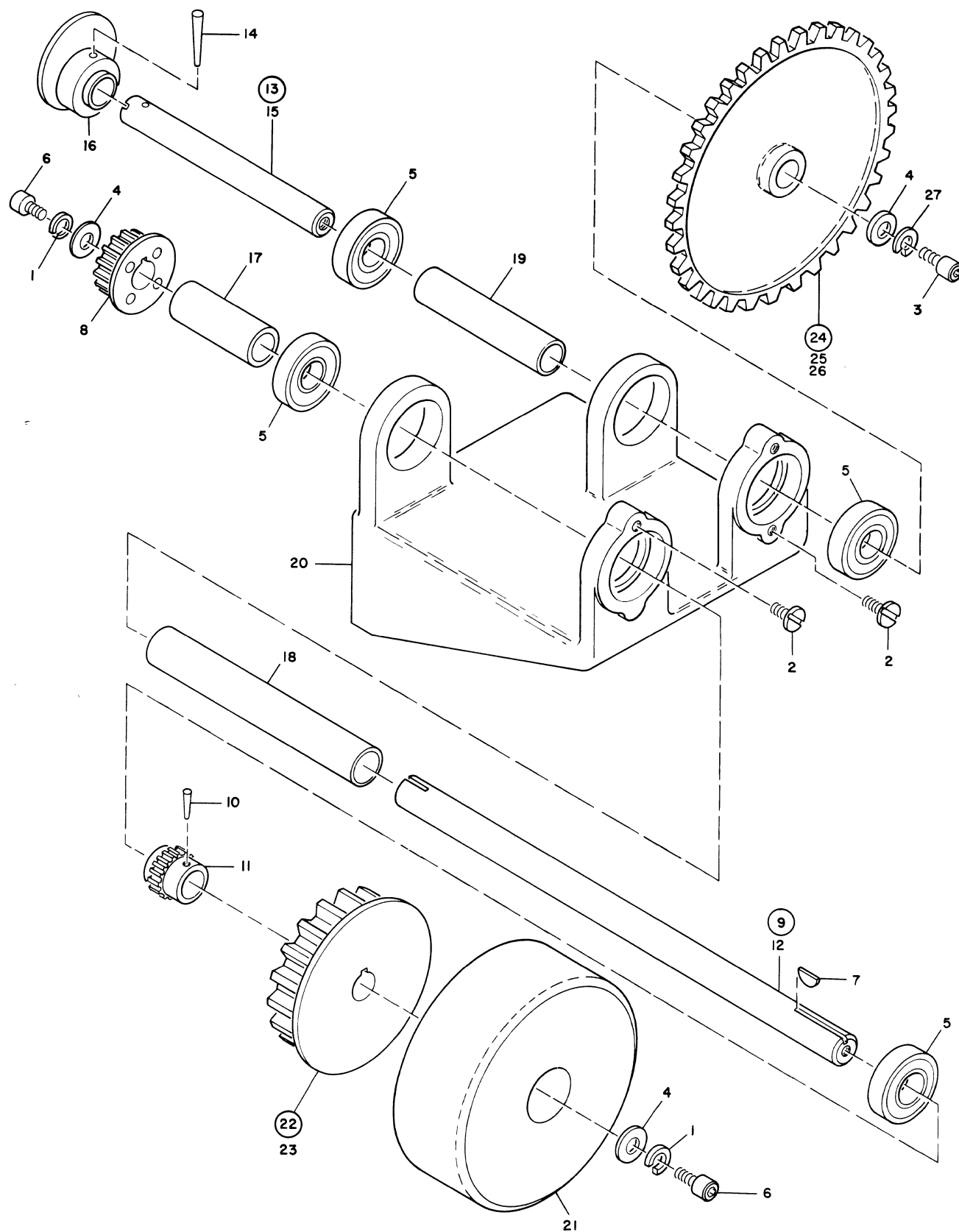


FIGURE 9. JACK SHAFT FRAME ASSEMBLY. SEE LIST 9.

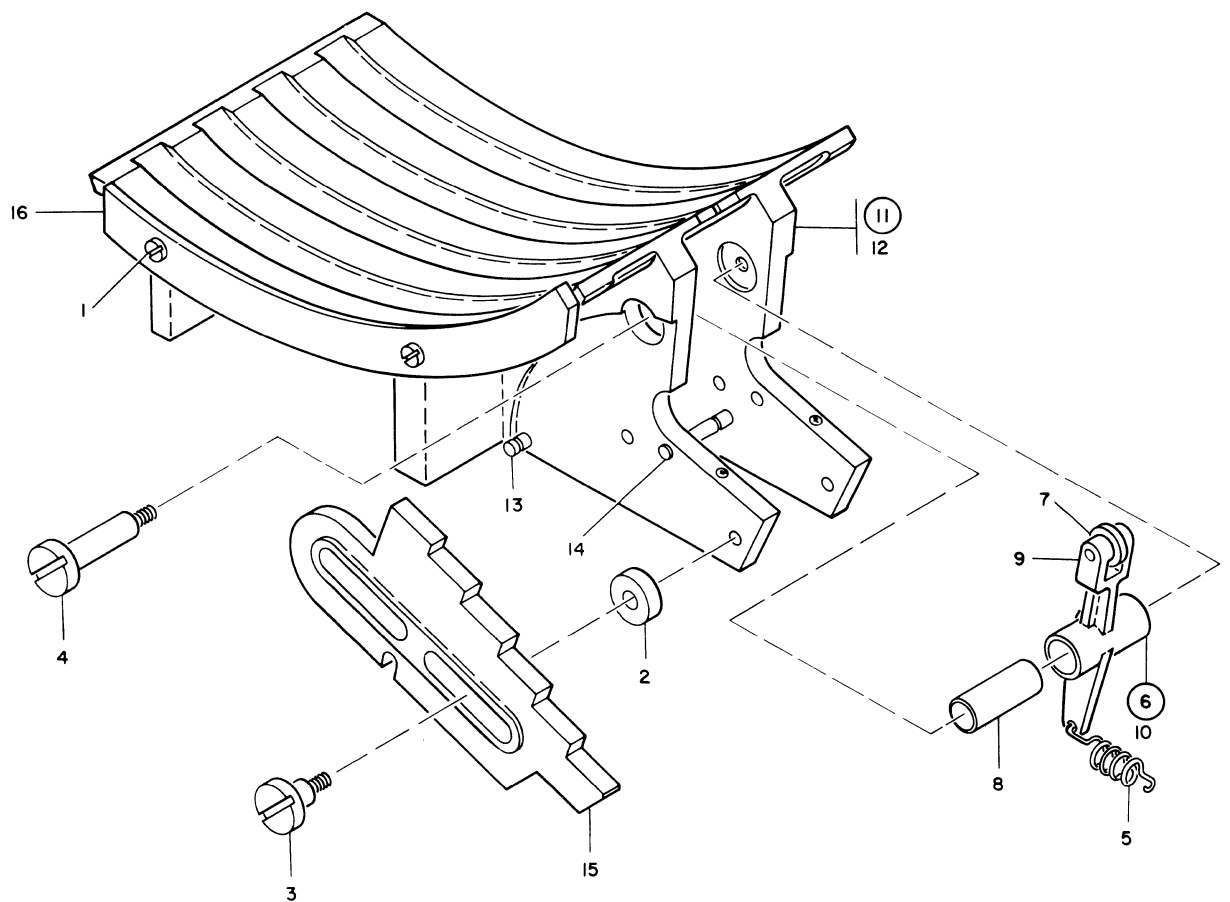


FIGURE 10. POST READ CARD BED ASSEMBLY. SEE LIST 10.

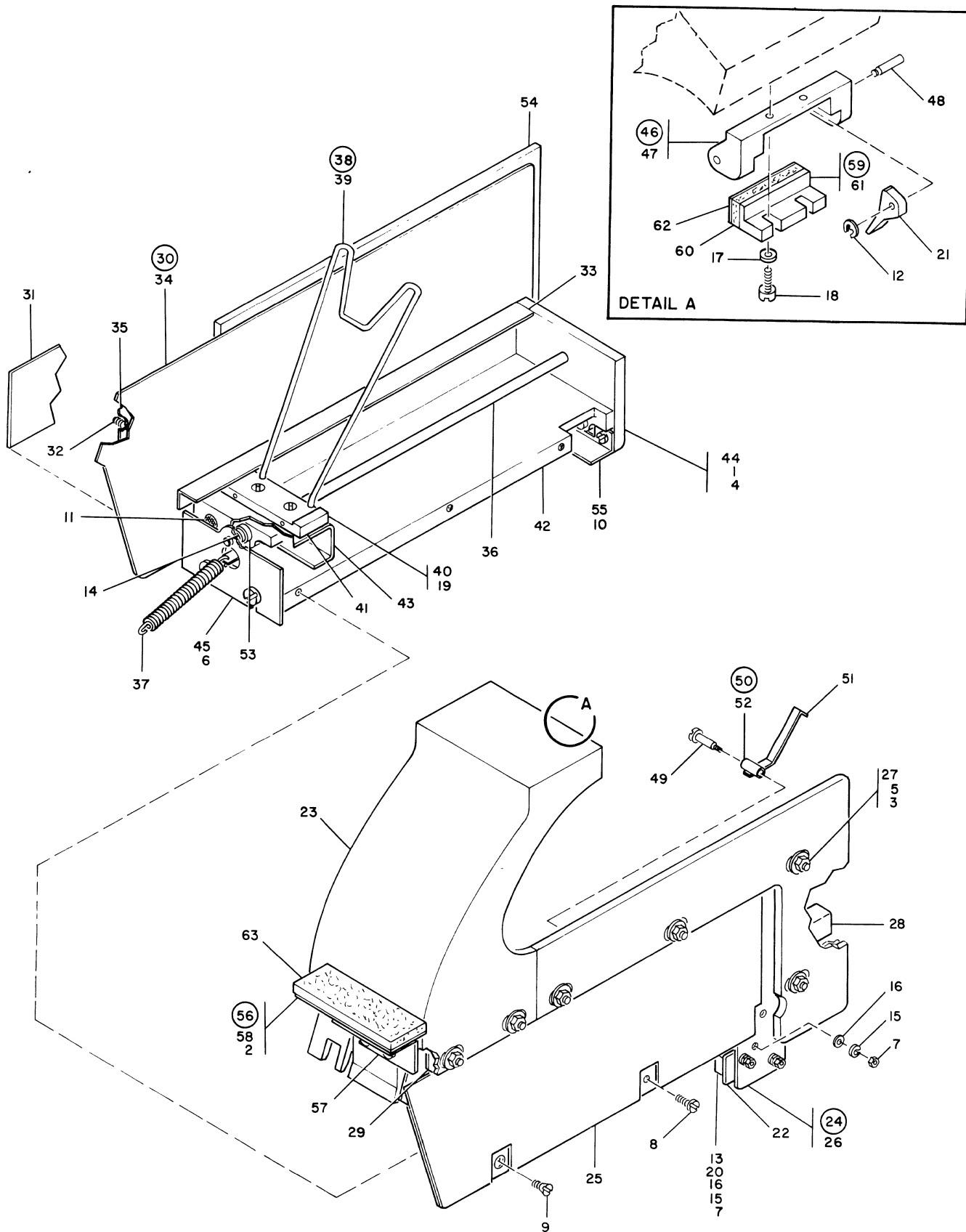


FIGURE 11. STACKER ASSEMBLY. SEE LIST 11.

LIST AND INDEX NO.	PART NO.	DESCRIPTION	UNITS PER ASM.	USABLE ON CODE
		1 2 3 4		
		POST READ CARD BED ASSEMBLY -CONT		
10 - 3	644077	• SCREW-SHOULDER, NO 6-32 X .52 LG	4	
- 4	644187	• STUD-NO 8-32 X 1.27 LG	1	
- 5	644200	• SPRING-EXTENSION	1	
- 6	644210	• ARM ASM-PRESSURE ROLL	1	
- 7	639192	• • BEARING, BALL	1	
- 8	644126	• • BUSHING	1	
- 9	644209	• • SHAFT-.375 LG	1	
- 10	644211	• • ARM-PRESSURE ROLL	1	
- 11	644220	• CARD BED PIN ASM	1	
- 12	644221	• • CASTING-BED, POST READ	1	
- 13	644256	• • PIN-SHAFT, 1.33 LG	1	
- 14	644257	• • PIN-.972 LG	1	
- 15	644243	• JOGGLER-STACKER	2	
- 16	644272	• RAIL-CARD	1	
		STACKER ASSEMBLY		
11 -	644320	STACKER ASM SEE LIST 3-107 FOR NEXT HIGHER ASSEMBLY AND FIG. 11 FOR ILLUSTRATION	REF	
- 1	5528	• SCREW	2	
- 2	10170	• SCREW, MACH-BIND HD 6-32 X 1/4 LG	2	
- 3	11598	• NUT PLAIN HEX 10/32	12	
- 4	22478	• WASHER, FL- 0.170 ID 0.375 OD 0.032 THK	2	
- 5	23141	• WASHER, FL-NO. 10 X 9/16 OD X 1/16 THK	12	
- 6	34512	• SCREW, MACH-BIND HD 8-32 X 3/8 LG	2	
- 7	37913	• NUT	3	
- 8	38235	• SCREW MACH 6/32 X .310 LG	4	
- 9	38443	• SCREW, MACH-FL CSK HD 6-32 X 5/16 LG	2	
- 10	55726	• SCREW, MACH-BIND HD 6-32 X 3/16 LG	2	
- 11	208529	• BUMPER, RUBBER-FOR 3/16 HOLE	2	
- 12	219633	• RING, RETAINING-EXT 0.073 ID X 0.015 THK	2	
- 13	228093	• SWITCH, SENSITIVE-SPDT 125/250V AC 10 AMP	1	
- 14	257982	• RING, RETAINING-EXT 0.185 ID X 0.025 THK	1	
- 15	257984	• WASHER, LOCK-SPLIT NO. 4 X 0.212 CD	3	
- 16	257985	• WASHER, FL-NO. 4 X 1/4 OD X 0.022 THK	3	
- 17	257986	• WASHER, FL-NO. 6 X 5/8 OD X 0.035 THK	2	
- 18	322065	• SCREW, MACH-BIND HD 6-32 X 5/8 LG	2	
- 19	322550	• SCREW, MACH-BIND HD 6-32 X 1/2 LG	2	
- 20	438552	• SCREW, MACH-BIND HD 4-40 X 3/4 LG	2	
- 21	602489	• LEVER	2	
- 22	608002	• INSULATOR	1	
- 23	644086	• GUIDE-CARD	1	
- 24	644087	• PLATE ASM-RH	1	
- 25	644092	• • PAD-DAMPING, RH STACKER	1	
- 26	644230	• • PLATE-SIDE, RH	1	
- 27	644231	• • STUD-NO 10-32 X .375 LG	6	
- 28	644232	• • ANGLE-CARD SUPPORT	1	
- 29	644390	• • SPACER-SIDE PLATE	1	
- 30	644088	• PLATE ASM-LH	1	
- 31	644093	• • PAD-DAMPING, LH STACKER	1	
- 32	644231	• • STUD-NO 10-32 X .375 LG	6	
- 33	644232	• • ANGLE-CARD SUPPORT	1	
- 34	644235	• • PLATE-SIDE, LH	1	

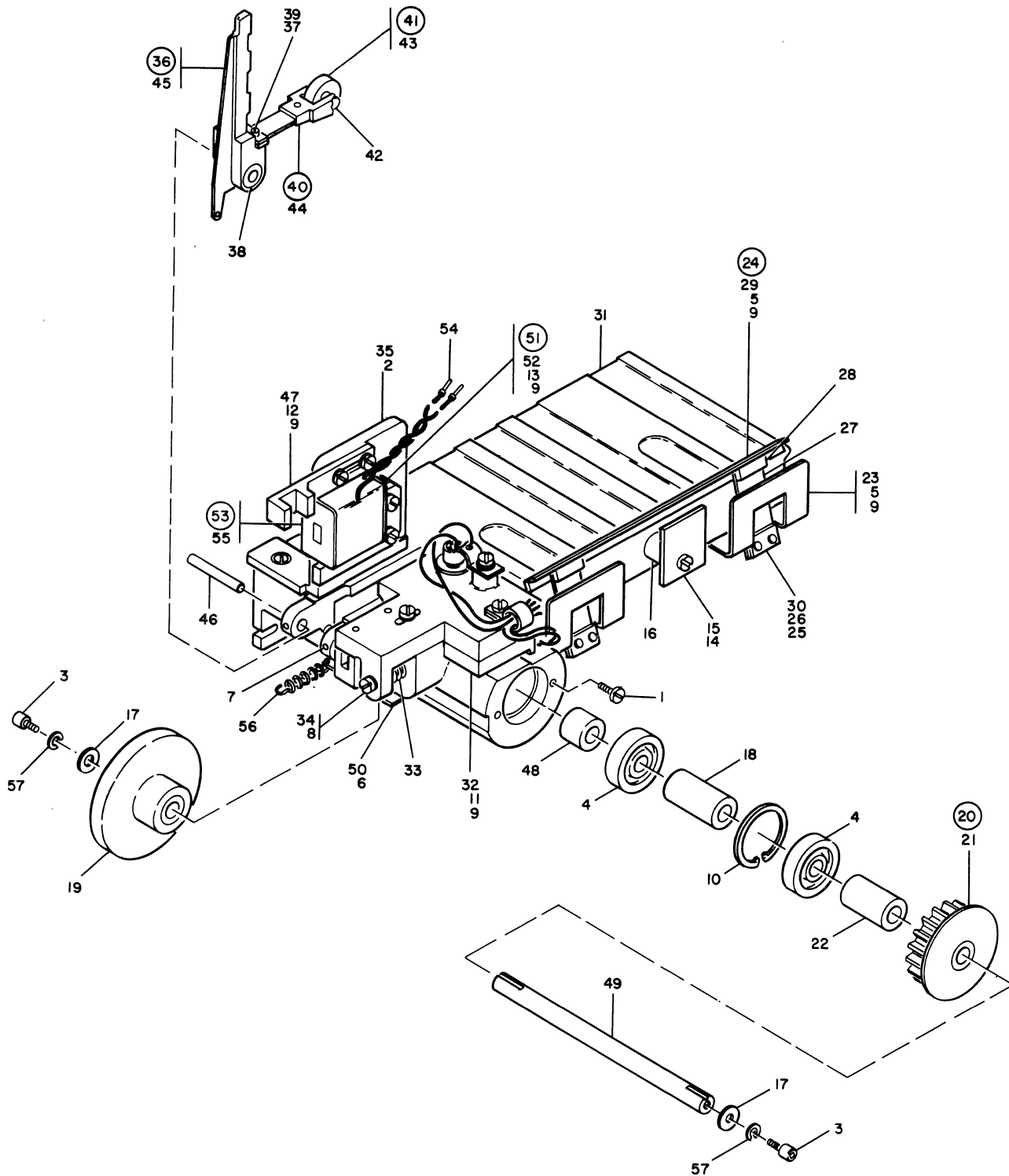


FIGURE 12. PRE READ BED ASSEMBLY. SEE LIST 12.

LIST AND INDEX NO.	PART NO.	DESCRIPTION 1 2 3 4	UNITS PER ASM.	USABLE ON CODE
		STACKER ASSEMBLY -CONT		
11 - 35	644390	• . SPACER-SIDE PLATE	1	
- 36	644188	• SHAFT	1	
- 37	644192	• SPRING-EXTENSION	1	
- 38	644199	• SUPPORT,CARD DECK	1	
- 39	602372	• . SUPPORT-CARD DECK	1	
- 40	644208	• SLIDE-CARD SUPPORT	1	
- 41	644212	• HOUSING-BUSHING	1	
- 42	644224	• SUPPORT-STACKER	1	
- 43	644244	• BRACKET-MTG	1	
- 44	644245	• PLATE-STACKER END	1	
- 45	644246	• PLATE-STACKER STOP	1	
- 46	644249	• PIVOT ASM-CARD LEVELER	1	
- 47	644250	• . BRACKET-MTG	1	
- 48	644251	• . STUD-.610 LG	2	
- 49	644252	• STUD-NO 4-40 X .91 LG	1	
- 50	644255	• SWITCH ASM-ACTUATOR	1	
- 51	644253	• . STRIP-ACTUATOR	1	
- 52	644254	• . BLOCK-PIVOT	1	
- 53	644270	• BUSHING-BALL	2	
- 54	644329	• PLATE-SIDE	2	
- 55	644332	• ANGLE-MTG	1	
- 56	644333	• ANGLE ASM	1	
- 57	644342	• . ADAPTOR	1	
- 58	644343	• . FLANGE	1	
- 59	644334	• STOP ASM-CARD	1	
- 60	644084	• . CUSHION-CARD STOP	1	
- 61	644085	• . BLOCK-CARD STOP	1	
- 62	644335	• . FACE-CARD STOP	1	
- 63	644728	• PAD	1	
		PRE READ BED ASSEMBLY		
12 -	644361	BED ASM,PRE-READ SEE LIST 3-112 FOR NEXT HIGHER ASSEMBLY AND FIG. 12 FOR ILLUSTRATION	REF	
- 1	10170	• SCREW,MACH-BIND HD 6-32 X 1/4 LG	2	
- 2	25627	• SCREW,MACH-BIND HD 8-32 X 1/2 LG	2	
- 3	149897	• SCREW,CAP,SOC HD- 8-32 X 0.375 LG	2	
- 4	156364	• BEARING,BALL,ANNULAR- 0.375 ID 0.875 OD	6	
- 5	186927	• SCREW,CAP,SOC HD- 6-32 X 1/4 LG	1	
- 6	250627	• SCREW, ALLEN CAP 6-32 X 3/8 LG	2	
- 7	257958	• SETSCREW-SPLINE DR FP 4-40 X 3/16 LG	1	
- 8	257985	• WASHER,FL-NO. 4 X 1/4 OD X 0.022 THK	11	
- 9	257986	• WASHER,FL-NO. 6 X 5/8 OD X 0.035 THK	1	
- 10	264054	• RING,RETAING-0.971 OD X 0.042 THK	1	
- 11	322065	• SCREW,MACH-BIND HD 6-32 X 5/8 LG	2	
- 12	322550	• SCREW,MACH-BIND HD 6-32 X 1/2 LG	2	
- 13	322551	• SCREW	1	
- 14	438586	• SCREW,MACH-UNDRCT BIND HD 8-32 X 7/8 LG	1	
- 15	612630	• PLATE	1	
- 16	612639	• SPACER	2	
- 17	638132	• WASHER,FL-0.169 ID 0.625 OD X 0.0940 THK	1	
- 18	638496	• SPACER-1/2 OD X 0.380 ID X 1.199 LG	1	
- 19	638553	• ROLL,PREREAD	1	

LIST AND INDEX NO.	PART NO.	DESCRIPTION	UNITS PER ASM.	USABLE ON CODE
		1 2 3 4		
		PRE READ BED ASSEMBLY -CONT		
12 - 20	638632	• PULLEY ASM	1	
- 21	639130	• • INSERT,PULLEY	1	
- 22	638873	• SPACER,BRG-0.380 ID X 1/2 OD X 0.839 THK	1	
- 23	642063	• BRACKET-MTG	2	
- 24	642067	• RAIL ASM-SPRING	1	
- 25	612107	• • RIVET-.19 LG	4	
- 26	642060	• • PLATE-CLAMP	2	
- 27	642061	• • SPRING-RAIL	2	
- 28	642062	• • PAD-RAIL STOP	2	
- 29	642064	• • RAIL	1	
- 30	642065	• • BRACKET-MTG	2	
- 31	642086	• BED,PRE-READ	1	
- 32	642105	• CELL ASM-READ REGISTRATION	1	
		SEE LIST 13 FOR DETAIL BREAKDOWN		
- 33	642225	• SPRING-COMPRESSION	1	
- 34	642358	• SCREW-ADJUSTING,NO 4-40 X 1.125 LG	1	
- 35	644096	• SUPPORT-MAGNET,PRESSURE ROLL	1	
- 36	644099	• ROLL ASM-PRESSURE	1	
- 37	186923	• • SCREW,CAP,SOC HD- 4-40 X 1/4 LG	2	
- 38	612507	• • BEARING,ROLLER	2	
- 39	644097	• • PLATE-RETAINING	1	
- 40	644098	• • ARM ASM	1	
- 41	644080	• • • BEARING ASM	1	
- 42	644367	• • • SHAFT-.438 LG	1	
- 43	644369	• • • BEARING-ANNULAR BALL	1	
- 44	644095	• • • SPRING-ARM	1	
- 45	644398	• • ARMATURE	1	
- 46	644370	• PIN-.187 DIA\$1.03 LG	1	
- 47	644374	• STOP-PRESSURE ROLL	1	
- 48	644375	• SPACER	1	
- 49	644376	• SHAFT-3.96 LG	1	
- 50	644394	• SPRING-ADJUSTABLE	1	
- 51	644395	• MAGNET ASM	1	
- 52	638767	• • CORE-MAGNET	1	
- 53	644359	• • COIL ASM	1	
- 54	187243	• • • TERMINAL,LUG-TAPER 20/24AWG 9/16 LG OA	2	
- 55	638768	• • • BOBBIN	1	
- 56	644397	• SPRING-EXTENSION	1	
- 57	1090873	• WASHER,LOCK-SPLIT NO. 8 X 0.296 OD	2	
		READ REGISTRATION CELL ASSEMBLY		
13 -	642105	CELL ASM-READ REGISTRATION	REF	
		SEE LIST 12-32 FOR NEXT HIGHER ASSEMBLY		
		AND FIG. 13 FOR ILLUSTRATION		
- 1	25627	• SCREW,MACH-BIND HD 8-32 X 1/2 LG	1	
- 2	55726	• SCREW,MACH-BIND HD 6-32 X 3/16 LG	1	
- 3	356742	• CLAMP,LOOP- 0.250 ID 0.177 DIA MTG HOLE	1	
- 4	642090	• BASE ASM-READ REGISTRATION CELL	1	
- 5	632	• • PIN,STR,HOLS- 1/8 DIA X 3/8 LG	1	
- 6	642091	• • BASE	1	
- 7	642195	• • SEAL-DUST	1	
- 8	642196	• • WINDOW-READ REGISTRATION	1	
- 9	642104	• HOUSING ASM	1	

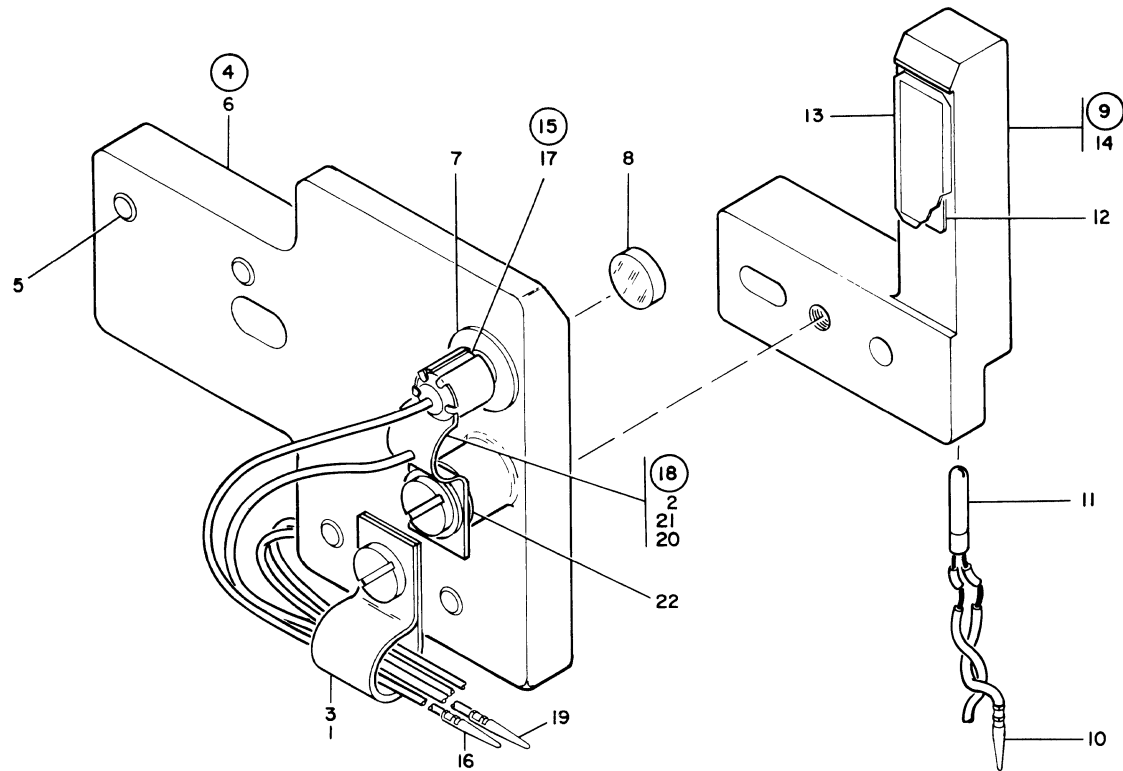


FIGURE 13. READ REGISTRATION CELL ASSEMBLY. SEE LIST 13.

LIST AND INDEX NO.	PART NO.	DESCRIPTION	UNITS PER ASM.	USABLE ON CODE
		1 2 3 4		
		READ REGISTRATION CELL ASSEMBLY -CONT		
13 - 10	187243	• . TERMINAL,LUG-TAPER 20/24AWG 9/16 LG OA	2	
- 11	363188	• . SEMICONDUCTOR PHOTO DEVICE,TYPE MI	1	
- 12	638720	• . MASK	1	
- 13	638721	• . WINDOW-READ REGISTRATION CELL	1	
- 14	642092	• . HOUSING	1	
- 15	642197	• . LAMP ASM	1	
- 16	187243	• . TERMINAL,LUG-TAPER 20/24AWG 9/16 LG OA	1	
- 17	369675	• . LAMP,INCANDESCENT-2.5V 0.350 AMP	1	
- 18	642198	• . CLIP ASM-LAMP	1	
- 19	187243	• . TERMINAL,LUG-TAPER 20/24AWG 9/16 LG OA	1	
- 20	642199	• . HOLDER-LAMP	1	
- 21	1134232	• . WASHER	1	
- 22	2159836	• . WASHER-LOCATING STUD	1	

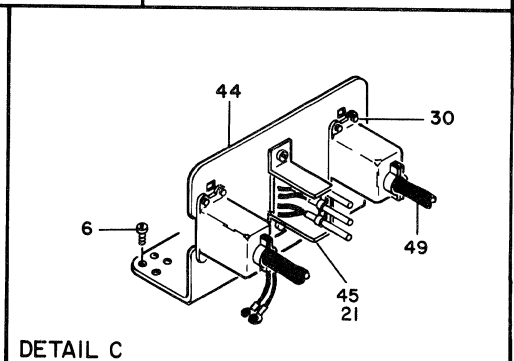
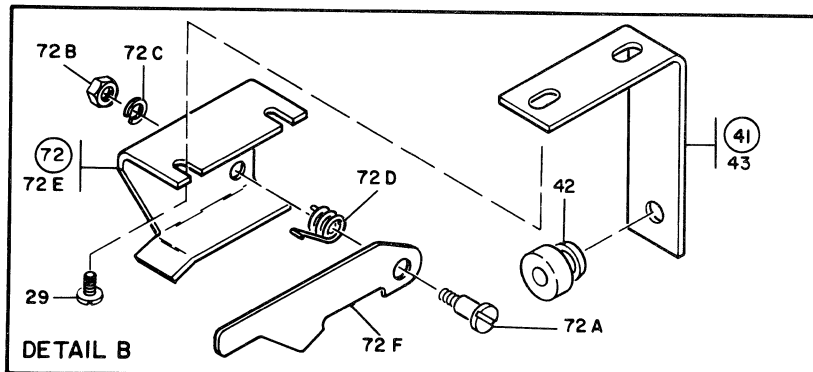
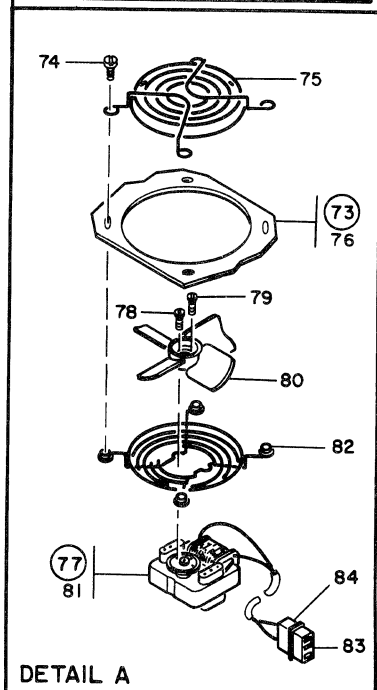
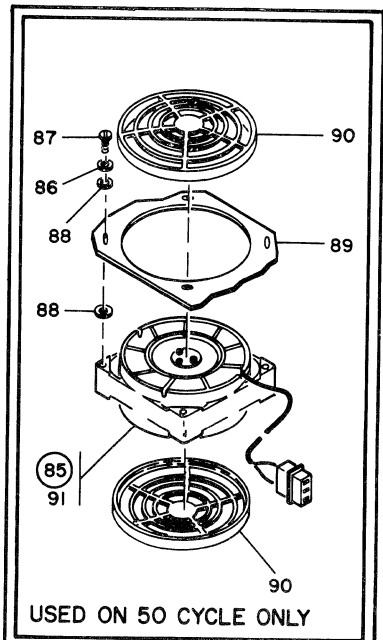
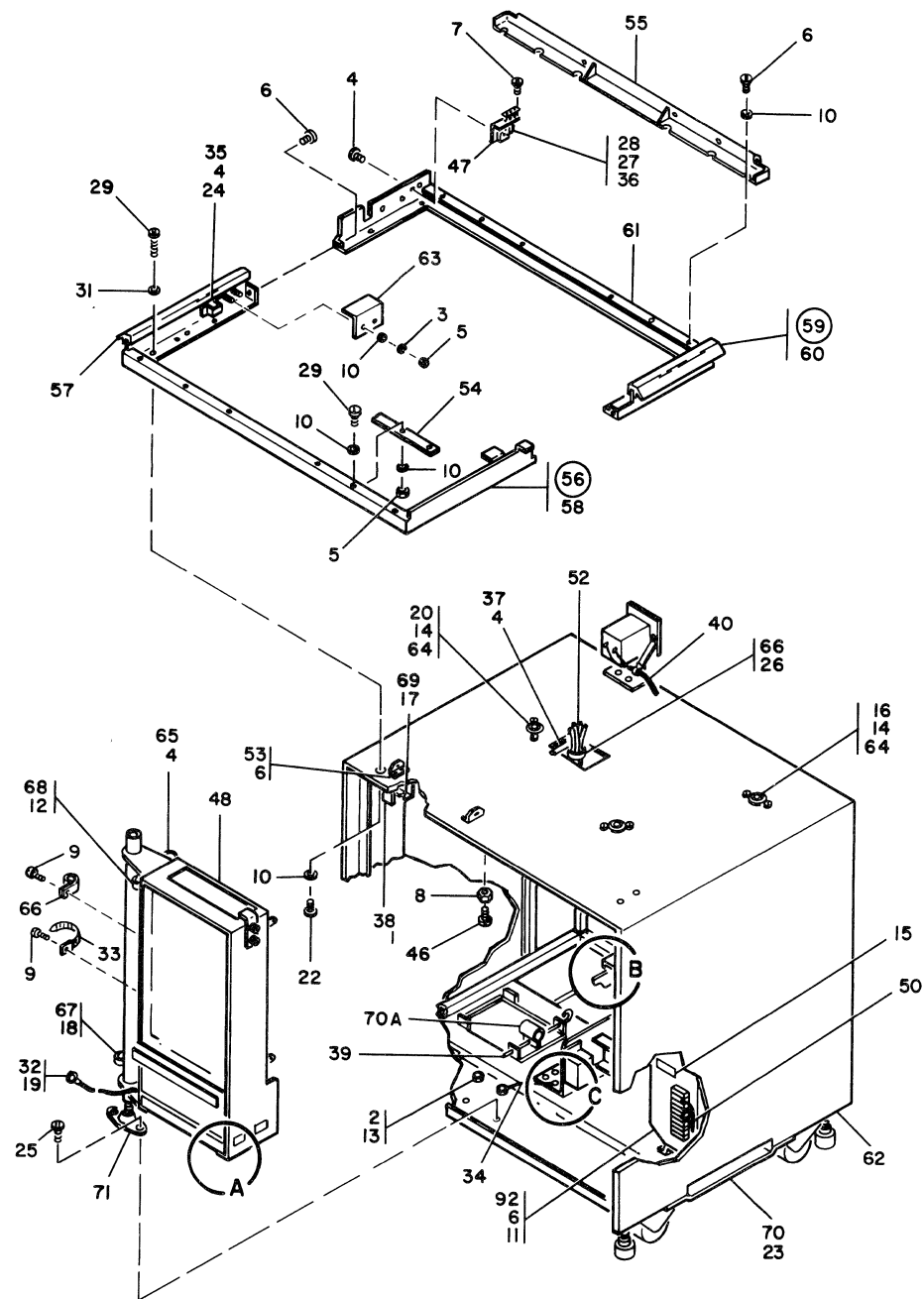


FIGURE 14. LOWER STRUCTURE ASSEMBLY. SEE LIST 14.

LIST AND INDEX NO.	PART NO.	DESCRIPTION	UNITS PER ASM.	USABLE ON CODE
		1 2 3 4		
		LOWER STRUCTURE ASSEMBLY		
14 -	644001	LOWER STRUCTURE ASSEMBLY-MOD A SEE LIST 2-14 FOR NEXT HIGHER ASSEMBLY AND FIG. 14 FOR ILLUSTRATION	REF	
- 1	99	• SCREW,MACH-FL CSK HD 10-32 X 3/8 LG	2	
- 2	3960	• NUT,PLAIN,HEX- 1/4-20 X 7/16 FL W	2	
- 3	9092	• LOCK WASHER SPLIT NO 10, X .3370D	4	
- 4	10170	• SCREW,MACH-BIND HD 6-32 X 1/4 LG	13	
- 5	11598	• NUT PLAIN HEX 10/32	8	
- 6	32042	• SCREW,MACH-BIND HD 10-32 X 3/8 LG	19	
- 7	35739	• SCREW,MACH-BIND HD 6-32 X 15/16 LG	2	
- 8	38092	• NUT,PLAIN,HEX- 3/8-24 X 5/8 FL W	1	
- 9	38454	• SCREW,MACH-FL CSK HD 8-32 X 7/16 LG	2	
- 10	45690	• WASHER FLAT NO 10 X .438 OD X .031 THK	26	
- 11	56079	• WASHER,LOCK-EXT TEETH NO. 10 X 0.410 OD	1	
- 12	58207	• SCREW,MACH-UNDRCT BIND HD 8-32 X 1/4 LG	1	
- 13	76574	• WASHER,LOCK-EXT TEETH,1/4 IN.	2	
- 14	81693	• SCREW,MACH-BIND HD 6-32 X 3/8 LG	6	
- 15	138755	• PLATE,INST-LINE V PRESENT W/MACH PWR OFF	1	
- 16	149704	• SHOCK MOUNT, STORAGE UNIT	2	
- 17	170215	• SCREW,ASMD WASHER-FIL H 6-32 X 3/8 LG	8	
- 18	186758	• SCREW,MACH-BIND HD 8-32 X 7/16 LG	1	
- 19	186759	• SCREW,MACH-BIND HD 8-32 X 5/16 LG	3	
- 20	206560	• MOUNTING-RUBBER	1	
- 21	221790	• SCREW,MACH-BIND HD 8-32 X 3/16 LG	2	
- 22	236849	• SCREW,MACH-BIND HD 10-32 X 1/4 LG	6	
- 23	257616	• SCREW,ASMD WASHER- 10-32 X 0.437 LG	4	
- 24	257986	• WASHER,FL-NO. 6 X 5/8 OD X 0.035 THK	8	
- 25	322029	• SCREW,MACH-BIND HD 1/4-20 X 1/2 LG	2	
- 26	322550	• SCREW,MACH-BIND HD 6-32 X 1/2 LG	1	
- 27	325279	• SPACER-CONTROL KEYBANK LOWER	2	
- 28	332550	• SWITCH,INTERLOCK-SPDT 125/250V AC 10 AMP	1	
- 29	332620	• SCREW,MACH-BIND HD 10-32 X 1/2 LG	14	
- 30	438549	• SCREW,MACH-BIND HD 4-40 X 7/16 LG	8	
- 31	444270	• WASHER,FLAT 5/8 OD X 1/16 THK	8	
- 32	480657	• JUMPER ASSEMBLY	1	
		SEE LIST 26 FOR COMPONENT PARTS		
- 33	523250	• CLAMP-ADJUSTABLE CABLE	2	
- 34	597215	• JUMPER ASM-GRN 5-1/2 14AWG 1 LUG EA END	1	
		SEE LIST 26-26 FOR COMPONENT PARTS		
- 35	609549	• CATCH, HINGE COVER	4	
- 36	612999	• CLIP-SAFETY SWITCH	1	
- 37	626773	• BRACKET-CABLE CLAMP	1	
- 38	642338	• BRACKET-STOP MTG	1	
- 39	642377	• PIN-STRAIN RELIEF	1	
- 40	642745	• CABLE ASM-USE METER	1	
		SEE LIST 26-29 FOR COMPONENT PARTS		
- 41	644052	• BUMPER ASM	1	
- 42	219616	• • GROMMET,RUB-FOR 3/8 HOLE X 1/16 PNL	1	
- 43	644055	• • BRACKET-MTG	1	
- 44	644059	• BRACKET-RECEPTACLE	1	
- 45	644060	• CABLE ASM-READ AND CTRL,SW AND LIGHT	1	
		SEE LIST 26-1,-2,-7,-8,-9,-12,-15,-20,-22,-25,-26,-29,-34,-35,-35A AND -48 FOR COMPONENT PARTS		
- 46	644089	• STUD-.375-24 X 1.30 LG	1	
- 47	644391	• BRACKET-INTERLOCK SWITCH	1	
- 48	644520	• GATE ASSEMBLY	1	
		SEE LIST 15 FOR DETAIL BREAKDOWN		

LIST AND INDEX NO.	PART NO.	DESCRIPTION				UNITS PER ASM.	USABLE ON CODE
		1	2	3	4		
		LOWER STRUCTURE ASSEMBLY -CONT					
14 - 49	644523	• CABLE ASM-DC LOGIC VOLT SEE LIST 26-3,-10,-11,-19,-21,-28 AND -36 FOR COMPONENT PARTS				1	
- 50	644525	• CABLE ASM-DC DISTRIBUTION SEE LIST 26-7,-8,-15,-26,-27 AND -28 FOR COMPONENT PARTS				1	
- 52	644534	• CABLE ASM-CB-CL TO GATE A1 SEE LIST 26-7A,-8,-15 AND -26 FOR COMPONENT PARTS				1	
- 53	644706	• BRACKET-MTG				2	
- 54	644707	• STRAP-HINGE				2	
- 55	644711	• ADAPTER-HINGE				2	
- 56	644734	• BASE ASM-FRONT				1	
- 57	627516	• • SEAL-EXTRUSION				1	
- 58	644714	• • BASE-FRONT				1	
- 59	644735	• BASE ASM-REAR				1	
- 60	627516	• • SEAL-EXTRUSION				1	
- 61	644713	• • BASE-REAR				1	
- 62	644736	• MODULE-30 IN				1	
- 63	644741	• STOP				1	
- 64	1091508	• WASHER				2	
- 65	2102364	• CLAMP,LOOP- 0.220 ID 0.170 DIA MTG HOLE				6	
- 66	2102367	• CLAMP,LOOP- 0.700 ID 0.200 DIA MTG HOLE				1	
- 67	2102368	• CLAMP,LOOP- 0.880 ID 0.200 DIA MTG HOLE				3	
- 68	2122639	• CLAMP				1	
- 69	2145160	• STRIKER, MODULE COVER LATCH				1	
- 70	2145162	• SUPPORT-CABLE				4	
- 70A	2145183	• CLAMP-CABLE				2	
- 71	2178593	• PIVOT, GATE				1	
- 72	2178626	• LATCH ASM, GATE				1	
- 72A	5677	• • SCREW,MACH-BIND HD 10-32 X 3/4 LG				1	
- 72B	11598	• • NUT PLAIN HEX 10/32				1	
- 72C	2125974	• • WASHER, INT TOOTH, .200 ID X .562 OD				1	
- 72D	2157668	• • SPRING				1	
- 72E	2178624	• • STRIKER-LATCH				1	
- 72F	2178625	• • HOOK-LATCH				1	
- 73	642778	BLOWER ASM-60 CY SEE LIST 0-9 FOR NEXT HIGHER ASSEMBLY				REF	
- 74	32042	• SCREW,MACH-BIND HD 10-32 X 3/8 LG				4	
- 75	597347	• GUARD				1	
- 76	642131	• PLATE				1	
- 77	2178600	• MOTOR AND FAN ASM, 230 VOLTS				1	
- 78	2863	• • SCREW, MACH-RH 3-48 X 0.250 LG				2	
- 79	32042	• • SCREW,MACH-BIND HD 10-32 X 3/8 LG				2	
- 80	171485	• • BLADE,FAN				1	
- 81	172999	• • MOTOR- 230V AC				1	
- 82	597344	• • GUARD				1	
- 83	609687	• • TERMINAL,QUICK DISCONNECT				2	
- 84	725558	• • COVER-CONNECTOR				1	
- 85	642779	BLOWER ASM-50 CY SEE LIST 0-9 FOR NEXT HIGHER ASSEMBLY				REF	
- 86	6364	• WASHER,LOCK-SPLIT NO. 6 X 1/4 OD				4	
- 87	35739	• SCREW,MACH-BIND HD 6-32 X 15/16 LG				4	
- 88	125145	• WASHER,FL-NO. 6 X 1/2 OD X 0.031 THK				8	
- 89	642131	• PLATE				1	
- 90	4065157	• CAP,INSULATION-FAN				2	
- 91	4120229	• MOTOR-FAN,50CY				1	
- 92	644512	POWER SUPPLY ASM-24V AND 2.5V,60CY				REF	
- 92	644515	POWER SUPPLY ASM-24V AND 2.5V,50CY SEE LIST 0-16 FOR NEXT HIGHER ASSEMBLY AND LIST 21A FOR DETAIL BREAKDOWN				REF	

LIST AND INDEX NO.	PART NO.	DESCRIPTION	UNITS PER ASM.	USABLE ON CODE
		1 2 3 4		
		GATE ASSEMBLY-A1		
15 -	644520	GATE ASSEMBLY SEE LIST 14-48 FOR NEXT HIGHER ASSEMBLY AND FIG. 15 FOR ILLUSTRATION	REF	
- 1	9092	• LOCK WASHER SPLIT NO 10, X .3370D	2	
- 2	10170	• SCREW,MACH-BIND HD 6-32 X 1/4 LG	4	
- 3	11598	• NUT PLAIN HEX 10/32	2	
- 4	25627	• SCREW,MACH-BIND HD 8-32 X 1/2 LG	2	
- 5	38351	• SCREW,MACH-FIL H 6-32 X 5/16 LG	2	
- 6	45690	• WASHER FLAT NO 10 X .438 OD X .031 THK	2	
- 7	81693	• SCREW,MACH-BIND HD 6-32 X 3/8 LG	1	
- 8	123070	• GROMMET,RUB-FOR 7/16 HOLE X 1/16 PNL	1	
- 9	187475	• SHIELD-TERMINAL BLOCK 20 POS	1	
- 10	210883	• STUD,EXT- 6-32 INT EXT THD X 0.900 LG OA	1	
- 11	210884	• STUD-SHIELD	3	
- 12	210984	• SCREW,MACH-RH 6-32 X 1/4 LG	1	
- 13	236550	• SCREW,MACH-BIND HD 4-40 X 0.375 LG	1	
- 14	253220	• TERMINAL BOARD- 20 DBL SCREW TERMINALS	1	
- 15	257187	• NUT CABLE CLAMP MTG	2	
- 16	302090	• CONNECTOR,RECP,ELEC- 24 FEMALE CONTACTS	1	
- 17	302088	• . TERMINAL BOARD	1	
- 18	302089	• . SPRING-TERMINAL BOARD CONTACT	8	
- 19	302131	• STRIP-TERMINAL BLOCK INSULATOR	1	
- 20	365323	• MARKER STRIP	1	
- 21	367115	• JUMPER-TERMINAL STRIP VDC DISTR BRS	8	
- 22	638085	• BRACKET	1	
- 23	639230	• CABLE ASSEMBLY SEE LIST 26-13,-16,-31 AND -31A FOR COMPONENT PARTS	1	
- 24	639312	• RESISTOR,FXD,WW-10 OHMS P/M 1% 10W	1	
- 25	360433	• . TERMINAL,QUICK DISCONNECT- 16/18AWG	2	
- 26	2145041	• . RESISTOR,WIREWOUND,10 OHM 1% 10 WATT	1	
- 27	639353	• INSULATOR	1	
- 28	639354	• SWITCH ASM-THERMO	1	
- 29	187243	• . TERMINAL,LUG-TAPER 20/24AWG 9/16 LG CA	2	
- 30	761354	• . SWITCH-THERMO	1	
- 31	642129	• RETAINER ASM	1	
- 32	596757	• . SEAL-HEAT EXCHANGER	AR	
- 33	642128	• . RETAINER-CABLE	1	
- 34	813425	• . MARKER,PIN	1	
- 35	642130	• FILTER-DUST	1	
- 36	642133	• COVER ASM	1	
- 37	642127	• . BACKING-FOAM	1	
- 38	642132	• . COVER-CARD	1	
- 39	760303	• . CATCH-PULL	1	
- 40	642159	• GATE-SINGLE CARD,RIGHT HAND	1	
- 41	644527	• CABLE ASM SEE LIST 26-26 AND -31 FOR COMPONENT PARTS	1	

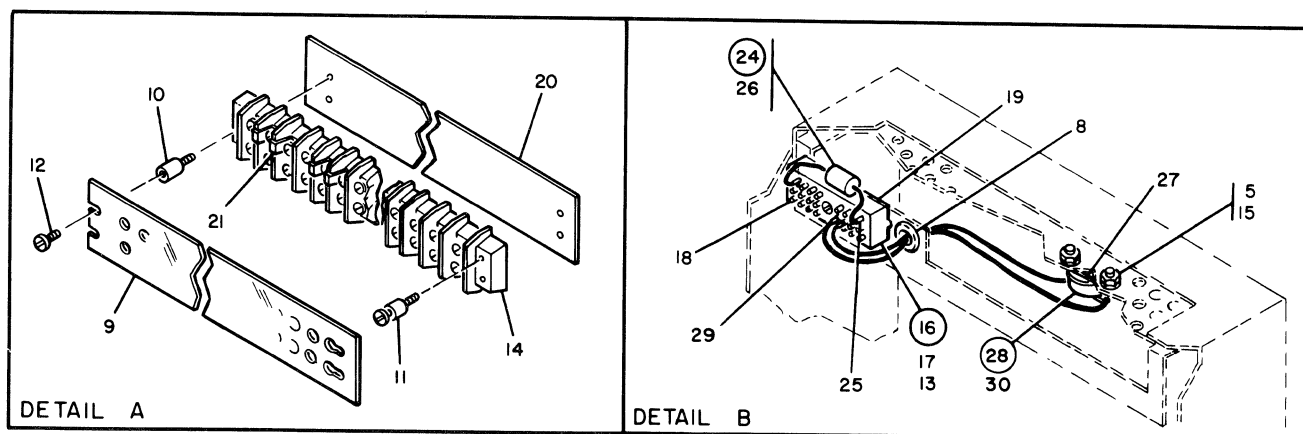
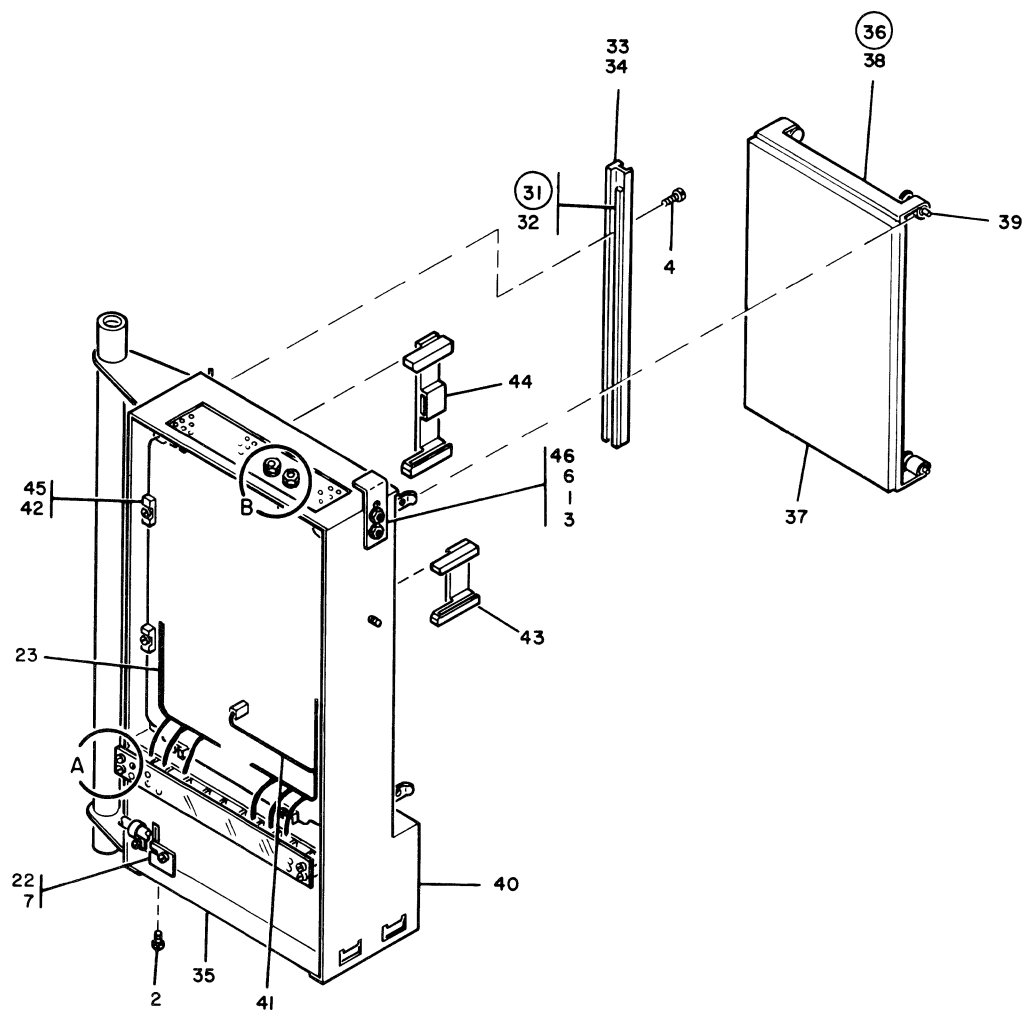


FIGURE 15. GATE ASSEMBLY-A1. SEE LIST 15.

LIST AND INDEX NO.	PART NO.	DESCRIPTION	UNITS PER ASM.	USABLE ON CODE
		1 2 3 4		
		GATE ASSEMBLY-A1 -CONT		
15 - 42	811417	• SCREW,HEX SOCKET H- 6-32 X 1/2 LG	8	
- 43	811802	• GUIDE	5	
- 44	811804	• GUIDE, CARD	4	
- 45	813179	• CLAMP-BOARD	8	
- 46	2178627	• BRACKET-LATCH	1	
		LOWER STRUCTURE ASSEMBLY		
15A-	647201	LOWER STRUCTURE ASM-MOD B SEE LIST 2-61 FOR NEXT HIGHER ASSEMBLY AND FIG. 15A FOR ILLUSTRATION	REF	
- 1	266	• SCREW,MACH-FIL H 10-32 X 1 LG	6	
- 2	10170	• SCREW,MACH-BIND HD 6-32 X 1/4 LG	12	
- 3	11598	• NUT PLAIN HEX 10/32	9	
- 4	28413	• SCREW,MACH-BIND HD 10-32 X 5/16 LG	2	
- 5	32042	• SCREW,MACH-BIND HD 10-32 X 3/8 LG	18	
- 6	34512	• SCREW,MACH-BIND HD 8-32 X 3/8 LG	1	
- 7	38235	• SCREW MACH 6/32 X .310 LG	4	
- 8	38351	• SCREW,MACH-FIL H 6-32 X 5/16 LG	2	
- 9	38383	• SCREW,MACH-FIL H 10-32 X 7/16 LG	1	
- 10	45690	• WASHER FLAT NO 10 X .438 OD X .031 THK	12	
- 11	52523	• SCREW,MACH-FIL H 4-40 X 5/8 LG	1	
- 12	55726	• SCREW,MACH-BIND HD 6-32 X 3/16 LG	4	
- 13	56079	• WASHER,LOCK-EXT TEETH NO. 10 X 0.410 OD	1	
- 14	58207	• SCREW,MACH-UNDRCT BIND HD 8-32 X 1/4 LG	7	
- 15	59647	• SCREW,MACH-HEX HD 1/4-20 X 1 LG	1	
- 16	75449	• SCREW,CAP,SOC HD- 10-32 X 3/8 LG	2	
- 17	78916	• CUSHION	1	
- 18	81693	• SCREW,MACH-BIND HD 6-32 X 3/8 LG	13	
- 19	127702	• SCREW,MACH-HEX HD 1/4-20 X 1/2 LG	4	
- 20	149704	• SHOCK MOUNT, STORAGE UNIT	2	
- 21	170215	• SCREW,ASMD WASHER-FIL H 6-32 X 3/8 LG	8	
- 22	206560	• MOUNTING-RUBBER	1	
- 23	207293	• KEEPER-POWER SUPPLY MOUNTING	3	
- 24	236849	• SCREW,MACH-BIND HD 10-32 X 1/4 LG	9	
- 25	257079	• INSULATOR	1	
- 26	257986	• WASHER,FL-NO. 6 X 5/8 OD X 0.035 THK	8	
- 27	302090	• CONNECTOR,RECP,ELEC- 24 FEMALE CONTACTS	1	
- 28	302088	• • TERMINAL BOARD	1	
- 29	302089	• • SPRING-TERMINAL BOARD CONTACT	8	
- 30	302131	• STRIP-TERMINAL BLOCK INSULATOR	1	
- 31	317128	• GROMMET,RUB-FOR 3/8 HOLE X 1/16 PNL	2	
- 32	322029	• SCREW,MACH-BIND HD 1/4-20 X 1/2 LG	2	
- 33	322550	• SCREW,MACH-BIND HD 6-32 X 1/2 LG	2	
- 34	332620	• SCREW,MACH-BIND HD 10-32 X 1/2 LG	12	
- 35	444270	• WASHER,FLAT 5/8 OD X 1/16 THK	8	
- 36	597215	• JUMPER ASM-GRN 5-1/2 14AWG 1 LUG EA END SEE LIST 26-26 FOR COMPONENT PARTS	1	
- 37	609549	• CATCH, HINGE COVER	4	
- 38	626773	• BRACKET-CABLE CLAMP	1	
- 39	634364	• BRACKET-MTG	2	
- 40	634366	• BAR	2	
- 41	639353	• INSULATOR	1	
- 42	642377	• PIN-STRAIN RELIEF	1	

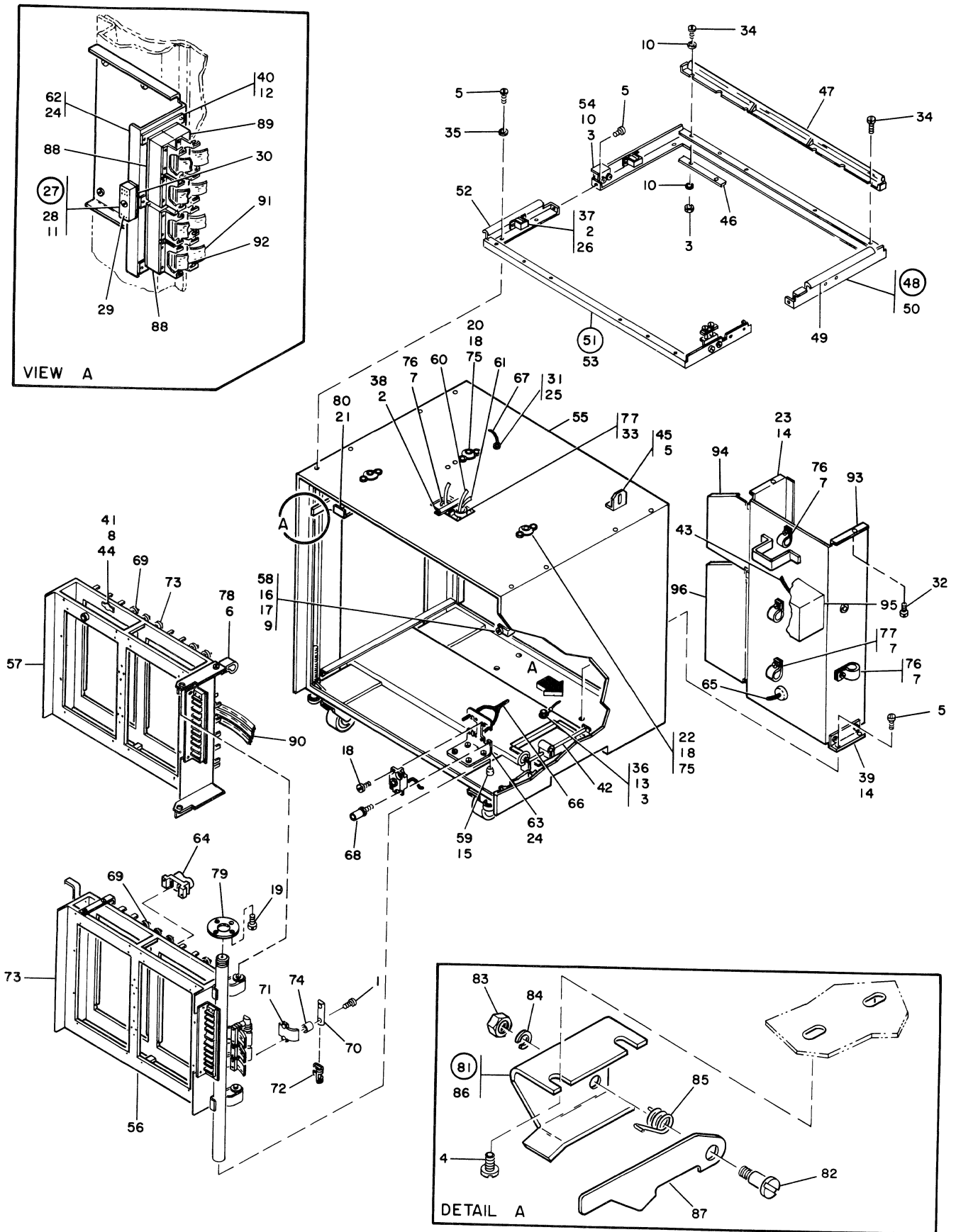


FIGURE 15A. LOWER STRUCTURE ASSEMBLY. SEE LIST 15A.

LIST AND INDEX NO.	PART NO.	DESCRIPTION	UNITS PER ASM.	USABLE ON CODE
		1 2 3 4		
		LOWER STRUCTURE ASSEMBLY -CONT		
15A- 43	642745	• CABLE ASM-USE METER SEE LIST 26-29 FOR COMPONENT PARTS	1	
- 44	644045	• SHIELD-INTERLOCK SWITCH	1	
- 45	644706	• BRACKET-MTG	2	
- 46	644707	• STRAP-HINGE	2	
- 47	644711	• ADAPTER-HINGE	2	
- 48	644734	• BASE ASM-FRONT	1	
- 49	627516	• . SEAL-EXTRUSION	1	
- 50	644714	• . BASE-FRONT	1	
- 51	644735	• BASE ASM-REAR	1	
- 52	627516	• . SEAL-EXTRUSION	1	
- 53	644713	• . BASE-REAR	2	
- 54	644741	• STOP	1	
- 55	647229	• MODULE-30 IN	1	
- 56	647237	• GATE ASM SEE LIST 15B FOR DETAIL BREAKDOWN	1	
- 57	647251	• GATE ASM SEE LIST 15C FOR DETAIL BREAKDOWN	1	
- 58	647263	• BRACKET-MTG	1	
- 59	647264	• STUD-GATE POST PIVOT	1	
- 60	647268	• CABLE ASM-CB-TO CELL TO GATE A SEE LIST 26-8,-15,-26,-29 AND -42 FOR COMPONENT PARTS	1	
- 61	647270	• CABLE ASM-DC DISTRIBUTION SEE LIST 26-14,-17,-26,-27,-28 AND -31A FOR COMPONENT PARTS	1	
- 62	647462	• BRACKET-CONNECTOR	1	
- 63	647463	• BRACKET-MTG	1	
- 64	647467	• BRACKET-DOOR STOP	2	
- 65	647473	• CABLE ASM-B GATE TO MOTOR CONTROL TB SEE LIST 26-14,-17 AND -31A FOR COMPONENT PARTS	1	
- 66	647474	• CABLE ASM-I/O TESTER TO GATES SEE LIST 26-8C,-12,-15,-24,-27,-35,-35A AND -42 FOR COMPONENT PARTS	1	
- 67	647483	• CABLE ASM-MOTOR SEE LIST 26-31 AND -47 FOR COMPONENT PARTS	1	
- 68	740617	• PIN-GUIDE ASM	4	
- 69	811427	• RETAINER	55	
- 70	813318	• BAR	3	
- 71	813319	• CLAMP	3	
- 72	813321	• SPRING	3	
- 73	813519	• RETAINER,CABLE	6	
- 74	813678	• SPACER	6	
- 75	1091508	• WASHER	6	
- 76	2102365	• CLAMP,LOOP- 0.330 ID 0.170 DIA MTG HOLE	2	
- 77	2102367	• CLAMP,LOOP- 0.700 ID 0.200 DIA MTG HOLE	4	
- 78	2102368	• CLAMP,LOOP- 0.880 ID 0.200 DIA MTG HOLE	2	
- 79	2145131	• FITTING-UPPER GATE SUPPORT	1	
- 80	2145160	• STRIKER, MODULE COVER LATCH	4	
- 81	2178626	• LATCH ASM, GATE	1	
- 82	5677	• . SCREW,MACH-BIND HD 10-32 X 3/4 LG	1	
- 83	11598	• . NUT PLAIN HEX 10/32	1	
- 84	2125974	• . WASHER, INT TOOTH, .200 ID X .562 OD	1	
- 85	2157668	• . SPRING	1	
- 86	2178624	• . STRIKER-LATCH	1	
- 87	2178625	• . HOOK-LATCH	1	

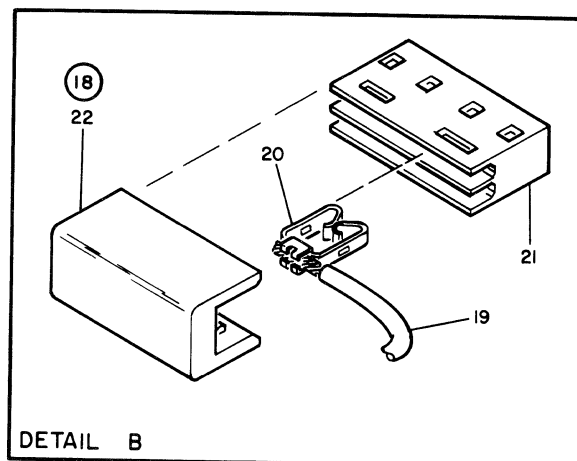
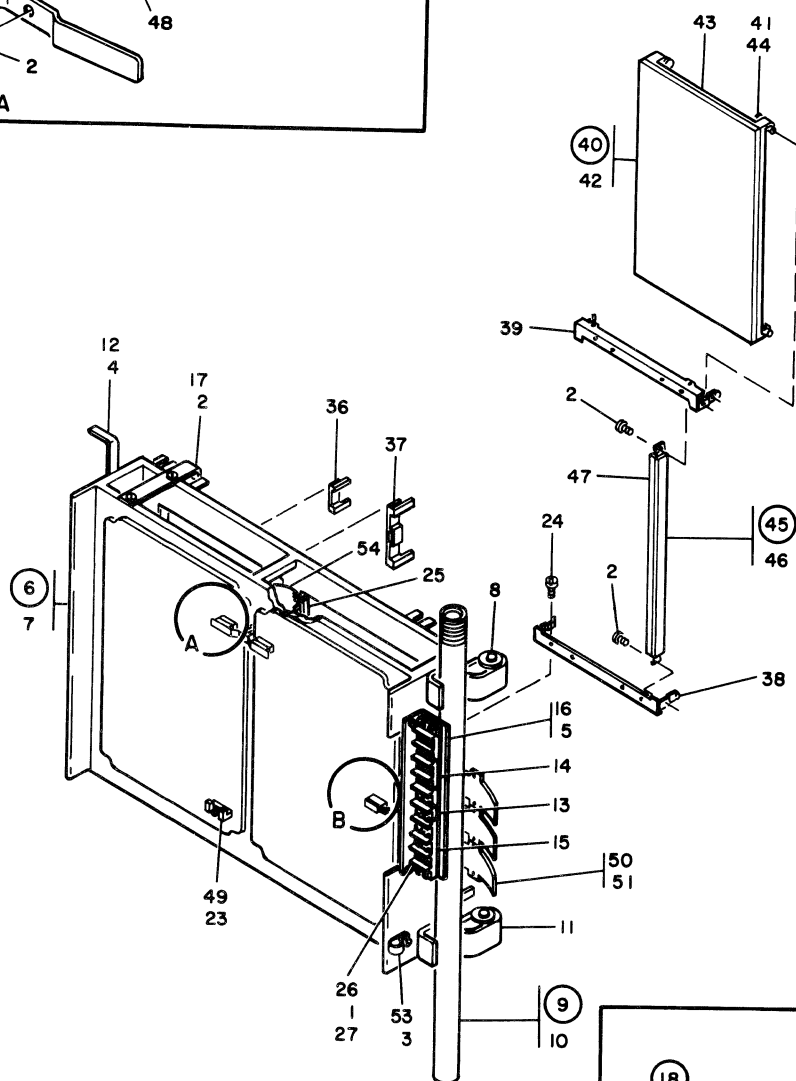
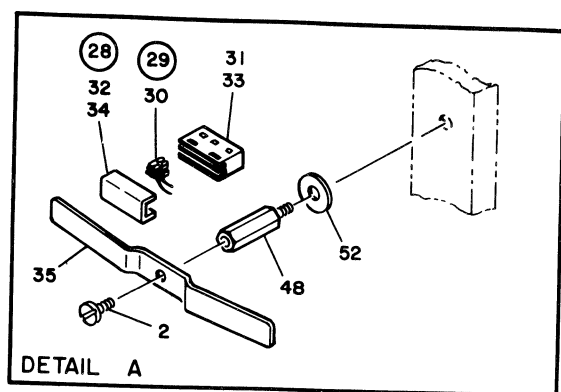


FIGURE 15B. GATE ASSEMBLIES, A-A1 AND A-B1. SEE LIST 15B.

LIST AND INDEX NO.	PART NO.	DESCRIPTION	UNITS PER ASM.	USABLE ON CODE
		1 2 3 4		
		LOWER STRUCTURE ASSEMBLY -CONT		
15A- 88	5362304	• CONNECTOR ASSEMBLY	2	
- 89	5362305	• CONNECTOR ASSEMBLY	2	
- 90	5802200	• CABLE ASM SEE LIST 26-5,-6,-8F AND -18 FOR COMPONENT PARTS	9	
- 91	5802908	• CABLE ASSEMBLY,10 SIGNAL-TYPE B SEE LIST 26-4,-8D,-8E AND -18 FOR COMPONENT PARTS	4	
- 92	5802941	• CABLE ASM SEE LIST 26 FOR COMPONENT PARTS	4	
- 93	647230	POWER BOX ASM-60 CY	REF	
- 93	647222	POWER BOX ASM-50 CY SEE LIST 0-19 FOR NEXT HIGHER ASSEMBLY AND FIG. 22 FOR DETAIL BREAKDOWN	REF	
- 94	647289	POWER SUPPLY ASSEMBLY	REF	
- 94	647288	POWER SUPPLY ASSEMBLY SEE LIST 0-20 FOR NEXT HIGHER ASSEMBLY	REF	
- 95	4116430	TRANSFORMER SEE LIST 0-21 FOR NEXT HIGHER ASSEMBLY	REF	
- 96	5261810	POWER SUPPLY ASSEMBLY	REF	
- 96	5261990	POWER SUPPLY ASSEMBLY SEE LIST 0-22 FOR NEXT HIGHER ASSEMBLY AND FIG. 25 FOR DETAIL BREAKDOWN	REF	
		GATE ASSEMBLIES,A-A1 AND A-B1		
15B-	647237	GATE ASM SEE LIST 15A-56 FOR NEXT HIGHER ASSEMBLY AND FIG. 15B FOR ILLUSTRATION	REF	
- 1	2031	• SCREW,MACH-FIL H 8-32 X 5/8 LG	4	
- 2	10170	• SCREW,MACH-BIND HD 6-32 X 1/4 LG	15	
- 3	28413	• SCREW,MACH-BIND HD 10-32 X 5/16 LG	1	
- 4	186759	• SCREW,MACH-BIND HD 8-32 X 5/16 LG	2	
- 5	221790	• SCREW,MACH-BIND HD 8-32 X 3/16 LG	2	
- 6	647202	• GATE AND POST ASM	1	
- 7	647214	• • GATE-BOARD	1	
- 8	647219	• • STUD-GATE PIVOT	2	
- 9	647255	• • POST ASM-GATE	1	
- 10	647213	• • • POST-GATE	1	
- 11	647254	• • • BRACKET-GATE MTG	2	
- 12	647204	• STRIKER-LATCH	1	
- 13	647238	• JUMPER ASM	3	
- 14	647239	• JUMPER ASM SEE LIST 26-31C FOR COMPONENT PARTS	4	
- 15	647243	• STRIP-MARKER	1	
- 16	647250	• BRACKET-MTG	1	
- 17	647257	• BRACKET-MTG	1	
- 18	647282	• CONNECTOR ASM-VOLTAGE	5	
- 19	647283	• • JUMPER ASM SEE LIST 26-24 FOR COMPONENT PARTS	3	
- 20	813681	• • CONTACT	1	
- 21	813801	• • HOUSING,VOLTAGE CROSSOVER	1	
- 22	813802	• • CAP,VOLTAGE CROSSOVER	1	
- 23	811417	• SCREW,HEX SOCKET H- 6-32 X 1/2 LG	16	

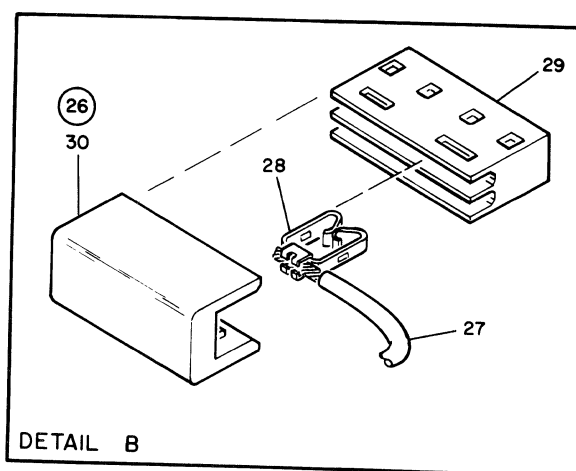
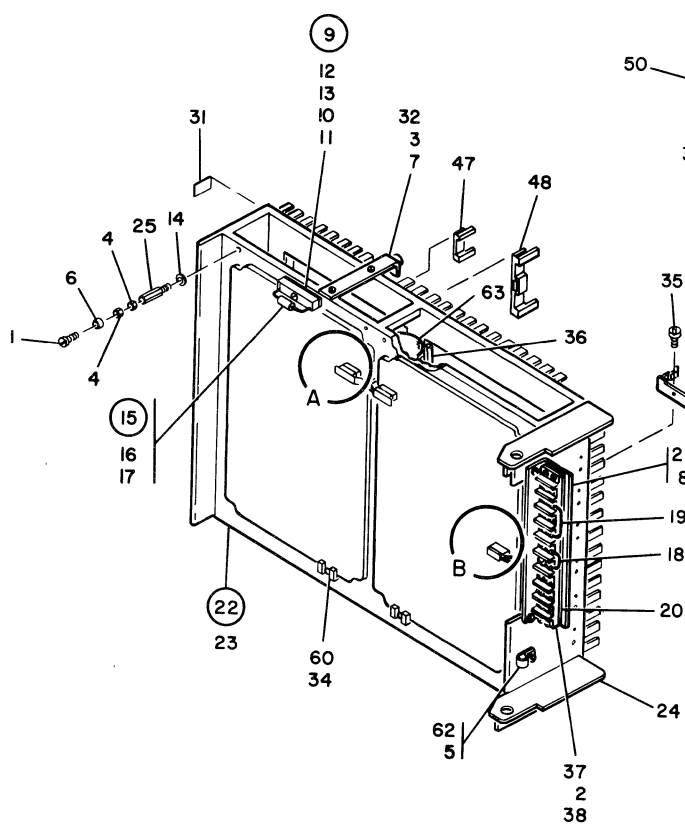
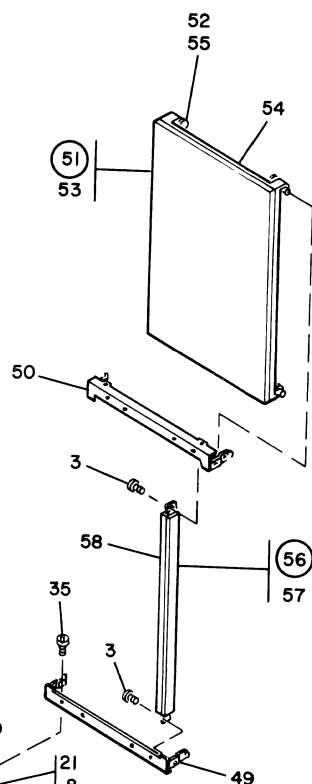
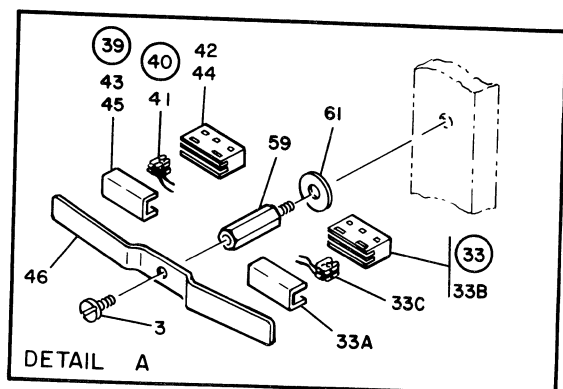


FIGURE 15C. GATE ASSEMBLIES, B-A1 AND B-B1. SEE LIST 15C.

LIST AND INDEX NO.	PART NO.	DESCRIPTION 1 2 3 4	UNITS PER ASM.	USABLE ON CODE
		GATE ASSEMBLIES, A-A1 AND A-B1 -CONT		
15B- 24	811426	• SCREW,	8	
- 25	811442	• SEAL	4	
- 26	811474	• TERMINAL BLOCK ASSEMBLY	1	
- 27	811481	• SCREW, MACH- 6-32 X 1/4 LG	24	
- 28	811482	• CROSSOVER ASSEMBLY, VOLTAGE	5	
- 29	811484	• • CONTACT ASSEMBLY	4	
- 30	811487	• • • CONTACT-VOLTAGE CROSSOVER	2	
- 31	811486	• • HOUSING-VOLTAGE CROSSOVER	2	
- 32	811494	• • COVER, CROSS OVER HOUSING	2	
- 33	813801	• • HOUSING, VOLTAGE CROSSOVER	2	
- 34	813802	• • CAP, VOLTAGE CROSSOVER	2	
- 35	811562	• RETAINER-CROSSOVER	5	
- 36	811802	• GUIDE	99	
- 37	811804	• GUIDE, CARD	1	
- 38	811850	• BRACKET-HINGE	2	
- 39	811851	• BRACKET-HINGE	2	
- 40	811865	• CARD COVER ASSEMBLY	2	
- 41	760303	• • CATCH-PULL	1	
- 42	811864	• • COVER	1	
- 43	811878	• • FOAM, BACKING	1	
- 44	811879	• • SPACER-HINGE	4	
- 45	811881	• RETAINER ASSEMBLY	4	
- 46	811441	• • SEAL	AR	
- 47	811880	• • BAR	1	
- 48	813111	• STANDOFF	5	
- 49	813179	• CLAMP-BOARD	16	
- 50	813325	• BACKPLATE	3	
- 51	813706	• SCREW, THREAD FORMING, HEX. WASHER HEAD	6	
- 52	813816	• WASHER	5	
- 53	2102366	• CLAMP, LOOP- 0.470 ID 0.170 DIA MTG HOLE	1	
- 54	5802216	• CROSSOVER ASM, VOLTAGE SEE LIST 26-4, -8A AND -8B FOR COMPONENT PARTS	4	
		GATE ASSEMBLIES, B-A1 AND B-B1		
15C-	647251	GATE ASM SEE LIST 15A-57 FOR NEXT HIGHER ASSEMBLY AND FIG. 15C FOR ILLUSTRATION	REF	
- 1	266	• SCREW, MACH-FIL H 10-32 X 1 LG	1	
- 2	2031	• SCREW, MACH-FIL H 8-32 X 5/8 LG	4	
- 3	10170	• SCREW, MACH-BIND HD 6-32 X 1/4 LG	15	
- 4	11598	• NUT PLAIN HEX 10/32	2	
- 5	28413	• SCREW, MACH-BIND HD 10-32 X 5/16 LG	4	
- 6	78916	• CUSHION	1	
- 7	219616	• GROMMET, RUB-FOR 3/8 HOLE X 1/16 PNL	1	
- 8	221790	• SCREW, MACH-BIND HD 8-32 X 3/16 LG	2	
- 9	302090	• CONNECTOR, RECP, ELEC- 24 FEMALE CONTACTS	1	
- 10	302088	• • TERMINAL BOARD	1	
- 11	302089	• • SPRING-TERMINAL BOARD CONTACT	8	
- 12	302131	• STRIP-TERMINAL BLOCK INSULATOR	1	
- 13	438550	• SCREW, MACH-BIND HD 4-40 X 1/2 LG	1	
- 14	600395	• WASHER, FL- 0.203 ID X 3/4 OD X 3/32 THK	1	
- 15	639312	• RESISTOR, FXD, WW-10 OHMS P/M 1% 10W	1	

LIST AND INDEX NO.	PART NO.	DESCRIPTION	UNITS PER ASM.	USABLE ON CODE
1	2	3	4	5
GATE ASSEMBLIES, B-A1 AND B-B1 -CONT				
15C- 16	360433	• • TERMINAL, QUICK DISCONNECT- 16/18AWG	2	
- 17	2145041	• • RESISTOR, WIREWOUND, 10 OHM 1% 10 WATT	1	
- 18	647238	• JUMPER ASM	3	
- 19	647239	• JUMPER ASM	4	
		SEE LIST 26-31C FOR COMPONENT PARTS		
- 20	647243	• STRIP-MARKER	1	
- 21	647250	• BRACKET-MTG	1	
- 22	647252	• HINGE ASM-GATE B	1	
- 23	647214	• • GATE-BOARD	1	
- 24	647215	• • HINGE-GATE	1	
- 25	647262	• STUD-NO 10-32 X .94 LG	2	
- 26	647282	• CONNECTOR ASM-VOLTAGE	1	
- 27	647283	• • JUMPER ASM	5	
- 28	813681	• • CONTACT	3	
- 29	813801	• • HOUSING, VOLTAGE CROSSOVER	1	
- 30	813802	• • CAP, VOLTAGE CROSSOVER	1	
- 31	647469	• LABEL	1	
- 32	647475	• BRACKET-MTG	1	
- 33	647478	• BUS ASM	1	
- 33A	813549	• • COVER	1	
- 33B	813550	• • HOUSING	6	
- 33C	813681	• • CONTACT	6	
- 34	811417	• SCREW, HEX SOCKET H- 6-32 X 1/2 LG	15	
- 35	811426	• SCREW,	16	
- 36	811442	• SEAL	8	
- 37	811474	• TERMINAL BLOCK ASSEMBLY	4	
- 38	811481	• SCREW, MACH- 6-32 X 1/4 LG	1	
- 39	811482	• CROSSOVER ASSEMBLY, VOLTAGE	24	
- 40	811484	• • CONTACT ASSEMBLY	5	
- 41	811487	• • • CONTACT-VOLTAGE CROSSOVER	4	
- 42	811486	• • HOUSING-VOLTAGE CROSSOVER	2	
- 43	811494	• • COVER, CROSS OVER HOUSING	2	
- 44	813801	• • HOUSING, VOLTAGE CROSSOVER	2	
- 45	813802	• • CAP, VOLTAGE CROSSOVER	2	
- 46	811562	• RETAINER-CROSSOVER	5	
- 47	811802	• GUIDE	82	
- 48	811804	• GUIDE, CARD	7	
- 49	811850	• BRACKET-HINGE	2	
- 50	811851	• BRACKET-HINGE	2	
- 51	811865	• CARD COVER ASSEMBLY	2	
- 52	760303	• • CATCH-PULL	2	
- 53	811864	• • COVER	1	
- 54	811878	• • FOAM, BACKING	1	
- 55	811879	• • SPACER-HINGE	1	
- 56	811881	• RETAINER ASSEMBLY	4	
- 57	811441	• • SEAL	4	
- 58	811880	• • BAR	1	
- 59	813111	• STANDOFF	1	
- 60	813179	• CLAMP-BOARD	5	
- 61	813816	• WASHER	16	
- 62	2102366	• CLAMP, LOOP- 0.470 ID 0.170 DIA MTG HOLE	5	
- 63	5802216	• CROSSOVER ASM, VOLTAGE	4	
		SEE LIST 26-4, -8A AND -8B FOR COMPONENT PARTS	2	

LIST AND INDEX NO.	PART NO.	DESCRIPTION	UNITS PER ASM.	USABLE ON CODE
		1 2 3 4		
		CONTROL PANEL ASSEMBLY		
16 -	644725	CONTROL PANEL ASM-SWITCH AND LIGHT SEE LIST 2-70,17-14,18-3 AND 19-1 FOR NEXT HIGHER ASSEMBLY AND FIG. 16 FOR ILLUSTRATION	REF	
- 1	38433	• SCREW,MACH-FH 4-40 X 1/4 LG	4	
- 2	45690	• WASHER FLAT NO 10 X .438 OD X .031 THK	8	
- 3	92157	• LEAD,ELECTRICAL	3	
- 4	140425	• SCREW,MACH-HEX HD 10-32 X 5/16 LG	8	
- 5	216797	• RESISTOR	1	
- 6	367182	• SWITCH,PUSH- 2 SPDT 125/250V AC 5 AMP	3	
- 7	641594	• HOLDER,SCR MODULE	4	
- 8	642797	• JUMPER ASM	6	
- 9	642798	• JUMPER ASM	1	
		SEE LIST 26-34 FOR COMPONENT PARTS		
- 10	644705	• GASKET	1	
- 11	644708	• PANEL-CONTROL	1	
- 12	644709	• PANEL-SWITCH AND LIGHT	1	
- 13	644710	• COVER-SAFETY	1	
- 14	644712	• SUPPORT-CONSOLE	1	
- 15	813197	• HOUSING	12	
- 16	814126	• INDICATOR,DRIVER	4	
- 17	827841	• HOUSING-SWITCH AND LIGHT	5	
- 18	2122035	• SOCKET-LIGHT SINGLE MOUNT	5	
- 19	2122038	• CLIP	5	
- 20	2391121	• LAMP,INCANDESCENT-4.5 V 200 MA	5	
- 21	5311415	• HOUSING,SWITCH AND LIGHT	7	
- 22	5311440	• SPRING,BUTTON	3	
		CONTROL PANEL ASSEMBLY		
16A-	647235	CONTROL PANEL-SWITCH AND LIGHT SEE LIST 2-70,17A-14,18A-1 AND 19A-1 FOR NEXT HIGHER ASSEMBLY AND FIG. 16A FOR ILLUSTRATION	REF	
- 1	32042	• SCREW,MACH-BIND HD 10-32 X 3/8 LG	1	
- 2	32617	• SCREW	1	
- 3	38433	• SCREW,MACH-FH 4-40 X 1/4 LG	4	
- 4	45690	• WASHER FLAT NO 10 X .438 OD X .031 THK	8	
- 5	81693	• SCREW,MACH-BIND HD 6-32 X 3/8 LG	4	
- 6	92157	• LEAD,ELECTRICAL	4	
- 7	140425	• SCREW,MACH-HEX HD 10-32 X 5/16 LG	8	
- 8	216797	• RESISTOR	1	
- 9	284424	• CLIP-RELAY MOULDING BOTTOM MOUNTING	2	
- 10	324999	• TERMINAL BOARD- 109 FEEDTHRU TERMINALS	1	
- 11	367182	• SWITCH,PUSH- 2 SPDT 125/250V AC 5 AMP	4	
- 12	641594	• HOLDER,SCR MODULE	5	
- 13	642797	• JUMPER ASM	4	
- 14	642798	• JUMPER ASM	1	
		SEE LIST 26-34 FOR COMPONENT PARTS		
- 15	644704	• LINT-PANEL BRACE	2	
- 16	644705	• GASKET	1	
- 17	644708	• PANEL-CONTROL	1	
- 18	644709	• PANEL-SWITCH AND LIGHT	1	
- 19	644710	• COVER-SAFETY	1	

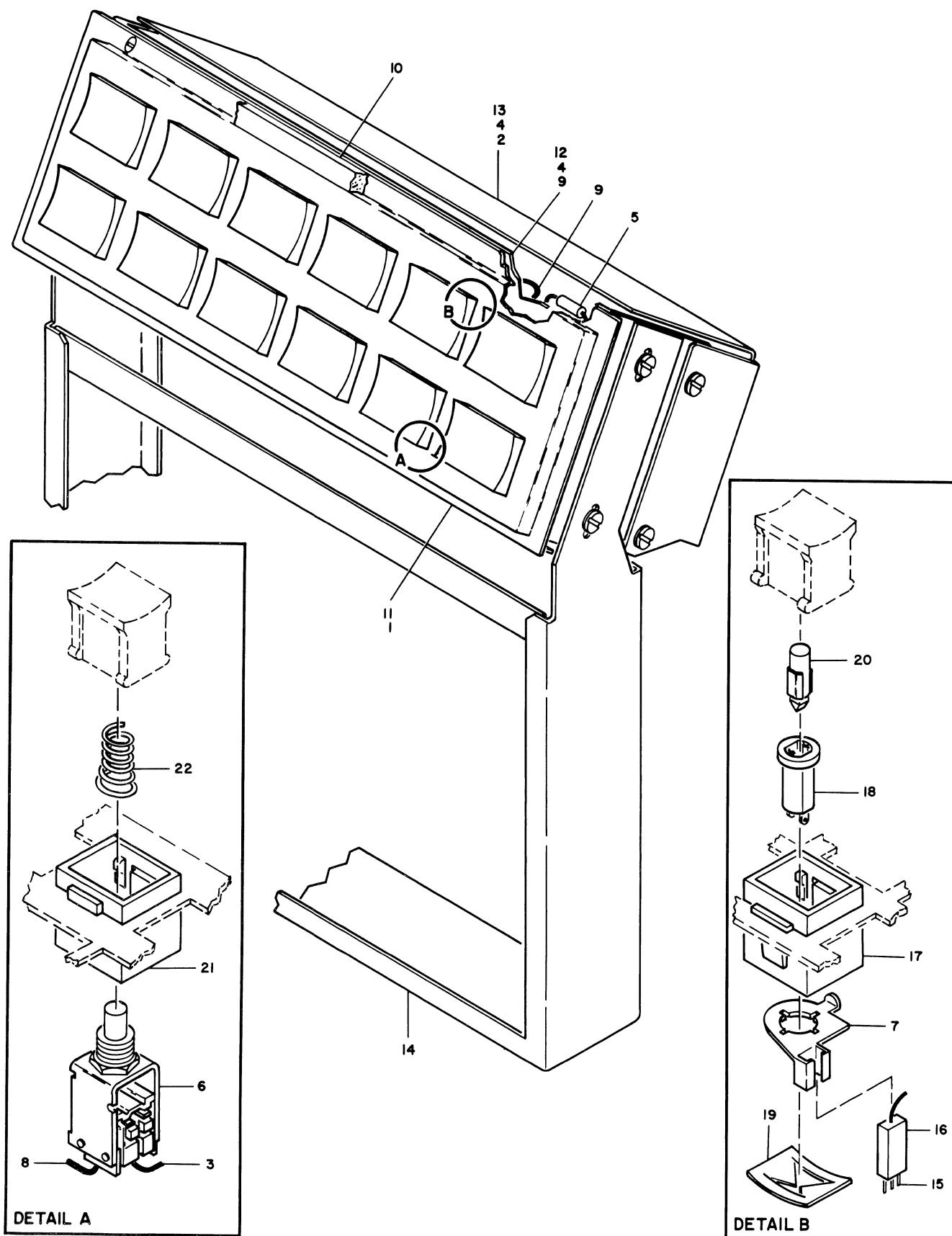


FIGURE 16. CONTROL PANEL ASSEMBLY. SEE LIST 16.

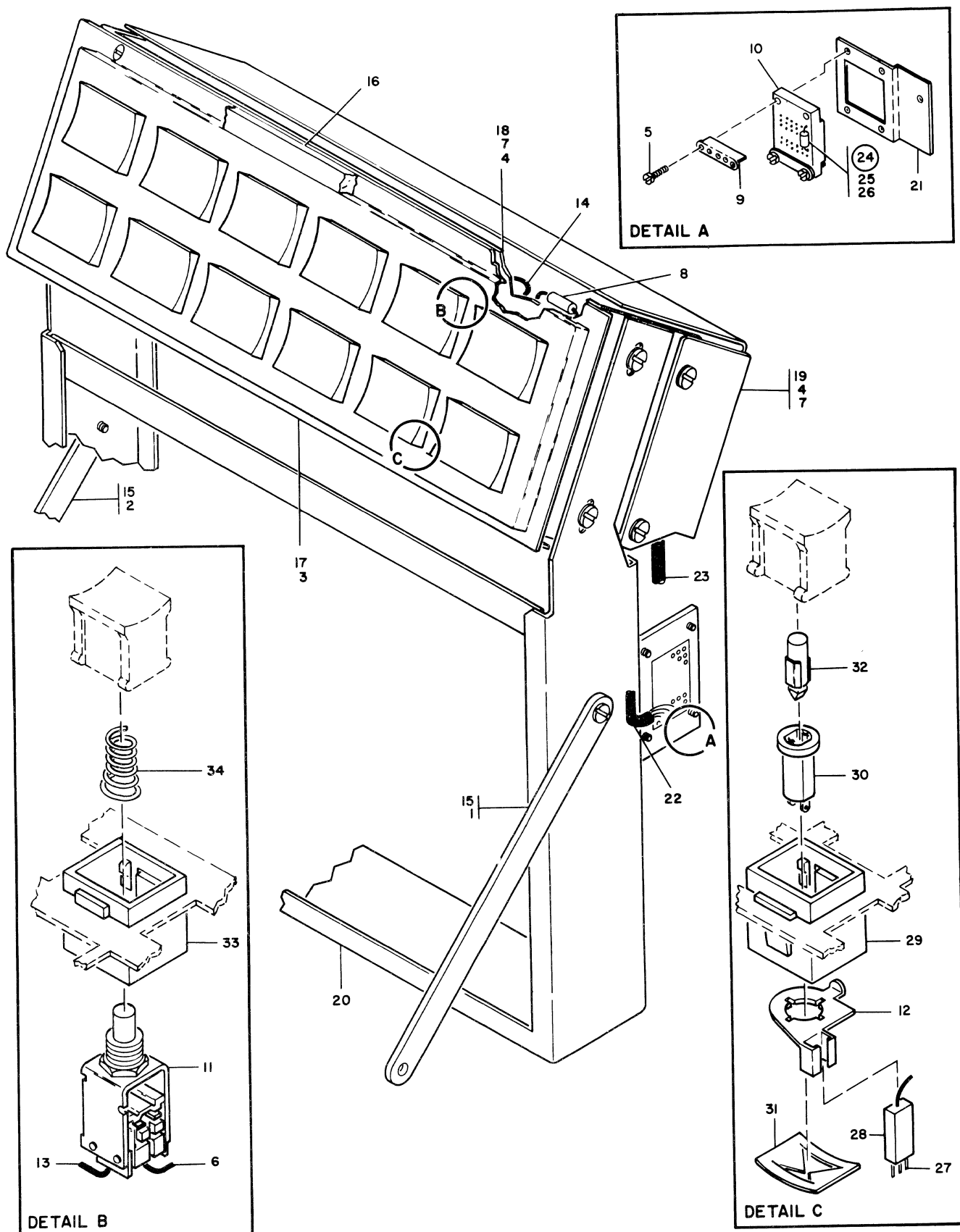


FIGURE 16A. CONTROL PANEL ASSEMBLY. SEE LIST 16A.

LIST AND INDEX NO.	PART NO.	DESCRIPTION	UNITS PER ASM.	USABLE ON CODE
1 2 3 4				
		CONTROL PANEL ASSEMBLY -CONT		
16A- 20	644712	• SUPPORT-CONSOLE	1	
- 21	647256	• BRACKET-TB MTG	1	
- 22	647266	• CABLE ASM-SW LIGHT TO GATE B	1	
		SEE LIST 26-4,-8C,-15,-26,-27 AND -29 FOR COMPONENT PARTS		
- 23	647296	• JUMPER ASM-INDICATOR LAMP	1	
		SEE LIST 26-26 AND -34 FOR COMPONENT PARTS		
- 24	647672	• RESISTOR ASM-6.2K OHMS 1/4W	1	
- 25	187243	• • TERMINAL,LUG-TAPER 20/24AWG 9/16 LG OA	2	
- 26	216463	• • RESISTOR, FXD, CARBON, 6.2K P/M 5% 1/4W	1	
- 27	813197	• HOUSING	10	
- 28	814126	• INDICATOR,DRIVER	5	
- 29	827841	• HOUSING-SWITCH AND LIGHT	6	
- 30	2122035	• SOCKET-LIGHT SINGLE MOUNT	6	
- 31	2122038	• CLIP	6	
- 32	2391121	• LAMP,INCANDESCENT-4.5 V 200 MA	6	
- 33	5311415	• HOUSING,SWITCH AND LIGHT	6	
- 34	5311440	• SPRING,BUTTON	4	
		LANGUAGE GROUP-ENGLISH		
17 -	644013	LANGUAGE GROUP-ENGLISH,MOD A	REF	
		SEE LIST 2-77 FOR NEXT HIGHER ASSEMBLY AND FIG. 17 FOR ILLUSTRATION		
- 1	196833	• PLATE,INSTRUCTION- 9 EDGE FACE DOWN	1	
- 2	601333	• ACTIVATOR,CHLOROTHENE		
		ITEMS 1 AND 2 NOT ILLUSTRATED		
- 3	634349	• BUTTON-BLUE NPRO	1	
- 4	649828	• • BUTTON	1	
- 5	639155	• LENS,YELLOW ATTENTION	1	
- 6	827853	• • LENS-YELLOW	1	
- 7	639158	• LENS,YELLOW-READ CHECK	1	
- 8	827853	• • LENS-YELLOW	1	
- 9	639178	• LENS,WHITE-POWER ON	1	
- 10	827850	• • LENS,WHITE-BLANK	1	
- 11	639179	• LENS-FEED CHECK	1	
- 12	827853	• • LENS-YELLOW	1	
- 13	644703	• NAMEPLATE	1	
		NOT ILLUSTRATED		
- 14	644725	• CONTROL PANEL ASM-SWITCH AND LIGHT	1	
		SEE LIST 16 FOR DETAIL BREAKDOWN		
- 15	741148	• BUTTON-START-GREEN	1	
- 16	741147	• • BUTTON	1	
- 17	741318	• BUTTON FILLER-WHITE	4	
- 18	749033	• BUTTON-STOP,RED	1	
- 19	749076	• • BUTTON	1	
- 20	827865	• LENS-READY GREEN	1	
- 21	827852	• • LENS	1	

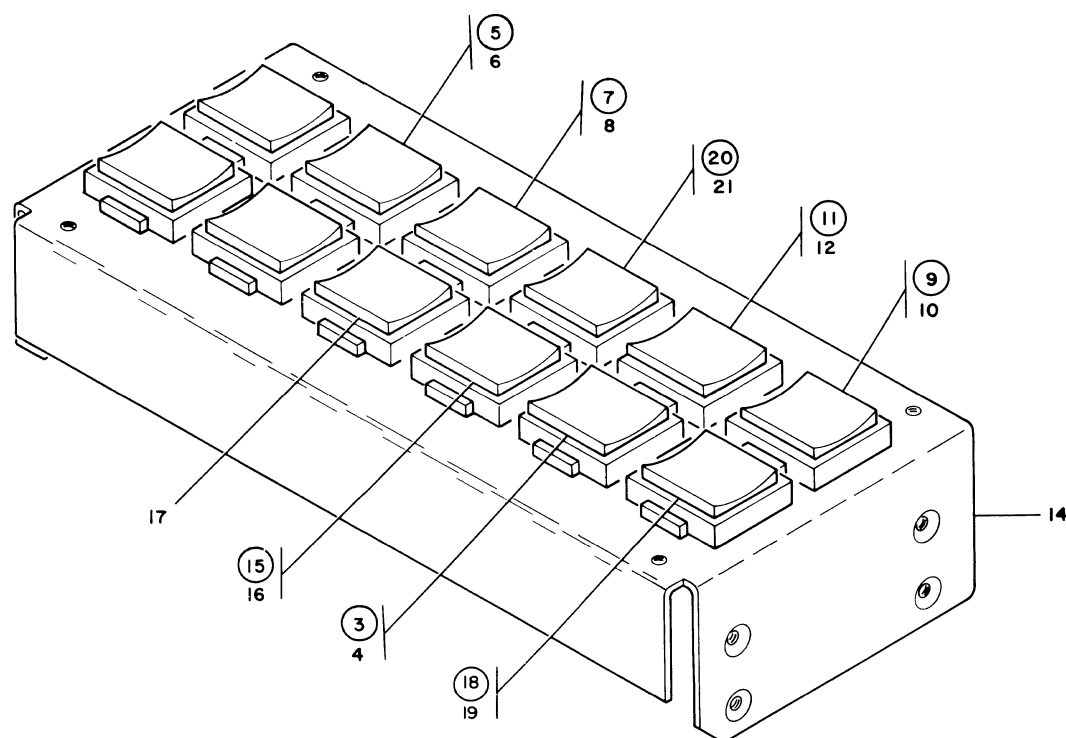


FIGURE 17. LANGUAGE GROUP-ENGLISH. SEE LIST 17.

LIST AND INDEX NO.	PART NO.	DESCRIPTION	UNITS PER ASM.	USABLE ON CODE
		1 2 3 4		
		LANGUAGE GROUP-ENGLISH		
17A-	647240	LANGUAGE GROUP-ENGLISH,MOD B SEE LIST 2-77 FOR NEXT HIGHER ASSEMBLY AND FIG. 17A FOR ILLUSTRATION	REF	
- 1	196833	• PLATE,INSTRUCTION- 9 EDGE FACE DOWN	1	
- 2	601333	• ACTIVATOR,CHLOROTHENE ITEMS 1 AND 2 NOT ILLUSTRATED		
- 3	634349	• BUTTON-BLUE NPRO	1	
- 4	749828	• . BUTTON-BLUE	1	
- 5	634401	• BUTTON ASM	1	
- 6	749095	• . BUTTON-BLANK,BLUE	1	
- 7	639158	• LENS,YELLOW-READ CHECK	1	
- 8	827853	• . LENS-YELLOW	1	
- 9	639178	• LENS,WHITE-POWER ON	1	
- 10	827850	• . LENS,WHITE-BLANK	1	
- 11	639179	• LENS-FEED CHECK	1	
- 12	827853	• . LENS-YELLOW	1	
- 13	644703	• NAMEPLATE NOT ILLUSTRATED		
- 14	647235	• CONTROL PANEL-SWITCH AND LIGHT SEE LIST 16A FOR DETAIL BREAKDOWN	1	

MOB-1351-0

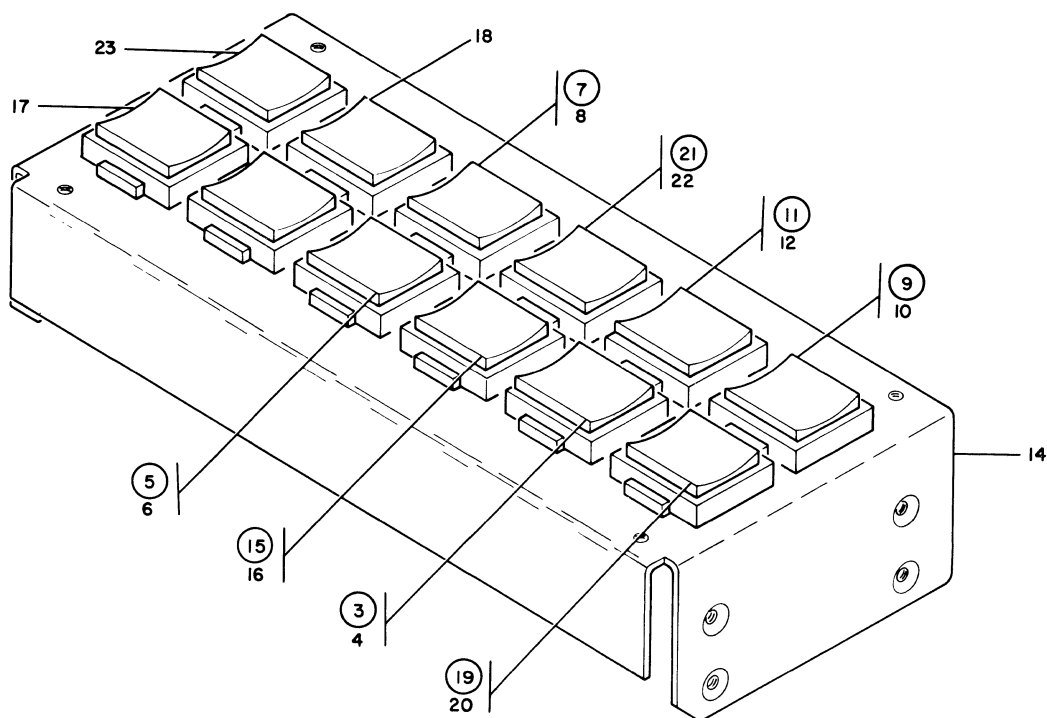


FIGURE 17A. LANGUAGE GROUP-ENGLISH. SEE LIST 17A.

LIST AND INDEX NO.	PART NO.	1 2 3 4	DESCRIPTION	UNITS PER ASM.	USABLE ON CODE
LANGUAGE GROUP-ENGLISH -CONT					
17A- 15	741148		• BUTTON-START-GREEN	1	
- 16	741147		• • BUTTON	1	
- 17	741318		• BUTTON FILLER-WHITE	2	
- 18	741328		• LENS ASM	1	
- 19	749033		• BUTTON-STOP,RED	1	
- 20	749076		• • BUTTON	1	
- 21	827865		• LENS-READY GREEN	1	
- 22	827852		• • LENS	1	
- 23	835265		• LENS ASM	1	
LANGUAGE GROUP-FRENCH					
18 -	644014		LANGUAGE GROUP-FRENCH,MOD A SEE LIST 2-77 FOR NEXT HIGHER ASSEMBLY AND FIG. 18 FOR ILLUSTRATION	REF	

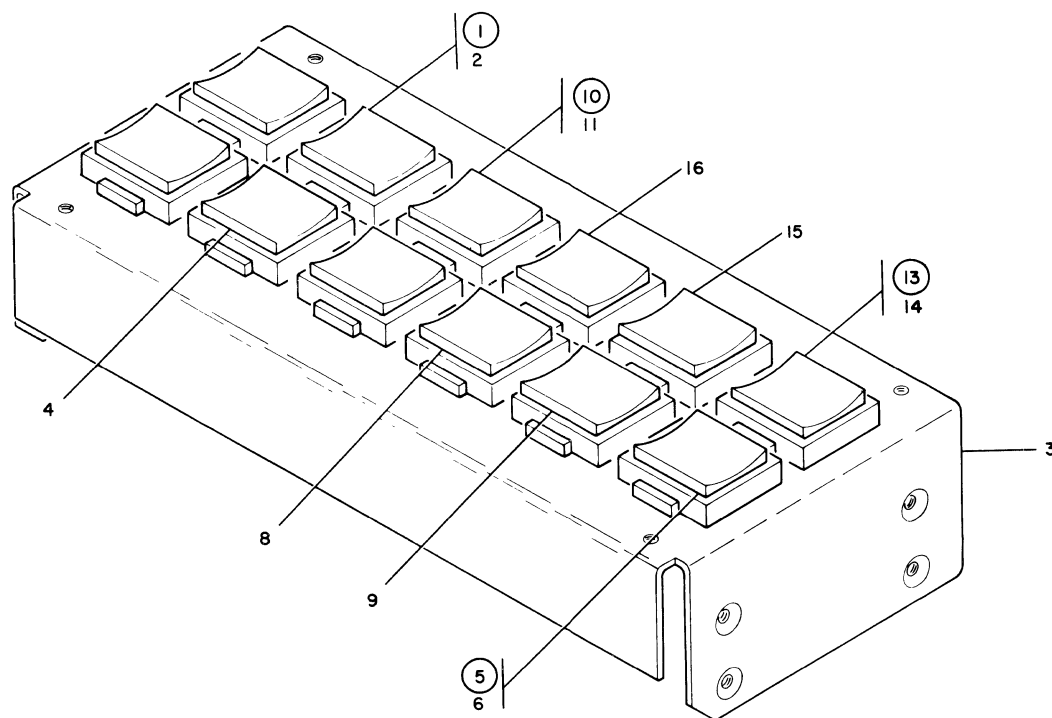


FIGURE 18. LANGUAGE GROUP-FRENCH. SEE LIST 18.

LIST AND INDEX NO.	PART NO.	DESCRIPTION	UNITS PER ASM.	USABLE ON CODE
		1 2 3 4		
		LANGUAGE GROUP-FRENCH -CONT		
18 - 1	639155	• LENS,YELLOW ATTENTION	1	
- 2	827853	• • LENS-YELLOW	1	
- 3	644725	• CONTROL PANEL ASM-SWITCH AND LIGHT SEE LIST 16 FOR DETAIL BREAKDOWN	1	
- 4	741318	• BUTTON FILLER-WHITE	4	
- 5	749033	• BUTTON-STOP,RED	1	
- 6	749076	• • BUTTON	1	
- 7	3008906	• INDICATOR-CARD PLACEMENT NOT ILLUSTRATED	1	
- 8	3009638	• DEPART	1	
- 9	3009639	• LIBERATION	1	
- 10	3009680	• CONTROLE LECTURE	1	
- 11	749047	• • LENS	1	
- 12	3009689	• NAMEPLATE NOT ILLUSTRATED	1	
- 13	3009697	• SOUS TENSION	1	
- 14	827850	• • LENS,WHITE-BLANK	1	
- 15	3009699	• CONTR ALIM	1	
- 16	3009801	• LENS ASM	1	

LIST AND INDEX NO.	PART NO.	DESCRIPTION	UNITS PER ASM.	USABLE ON CODE
		1 2 3 4		
		LANGUAGE GROUP-FRENCH		
18A-	647241	LANGUAGE GROUP-FRENCH,MOD B SEE LIST 2-77 FOR NEXT HIGHER ASSEMBLY AND FIG. 18A FOR ILLUSTRATION	REF	
- 1	647235	• CONTROL PANEL-SWITCH AND LIGHT SEE LIST 16A FOR DETAIL BREAKDOWN	1	
- 2	741318	• BUTTON FILLER-WHITE	2	
- 3	749033	• BUTTON-STOP,RED	1	
- 4	749076	• • BUTTON	1	
- 5	835226	• BUTTON ASM	1	
- 6	835228	• LENS ASM	1	
- 7	835232	• LENS ASM	1	
- 8	835233	• LENS ASM	1	
- 9	835234	• LENS ASM	1	
- 10	838651	• LENS ASM	1	
- 11	839527	• LENS ASM	1	
- 12	3008906	• INDICATOR-CARD PLACEMENT NOT ILLUSTRATED	1	
- 13	3009638	• DEPART	1	
- 14	3009639	• LIBERATION	1	
- 15	3009689	• NAMEPLATE NOT ILLUSTRATED	1	
		LANGUAGE GROUP-GERMAN		
19 -	644015	LANGUAGE GROUP-GERMAN,MOD A SEE LIST 2-77 FOR NEXT HIGHER ASSEMBLY AND FIG. 19 FOR ILLUSTRATION	REF	
- 1	644725	• CONTROL PANEL ASM-SWITCH AND LIGHT SEE LIST 16 FOR DETAIL BREAKDOWN	1	
- 2	741148	• BUTTON-START-GREEN	1	
- 3	741147	• • BUTTON	1	
- 4	741318	• BUTTON FILLER-WHITE	4	
- 5	749033	• BUTTON-STOP,RED	1	
- 6	749076	• • BUTTON	1	
- 7	3009653	• KARTEN AUSL	1	
- 8	3009685	• ACHTUNG	1	
- 9	3009686	• LESEPRUFUNG	1	
- 10	3009690	• NAMEPLATE NOT ILLUSTRATED	1	
- 11	3009698	• NETZ	1	
- 12	3009700	• TRANSPORT	1	
- 13	3009802	• LENS ASM	1	
- 14	4030043	• INDICATOR-CARD PLACEMENT NOT ILLUSTRATED	1	
		LANGUAGE GROUP-GERMAN		
19A-	642242	GUIDE-CARD SEE LIST 2-77 FOR NEXT HIGHER ASSEMBLY AND FIG. 19A FOR ILLUSTRATION	REF	

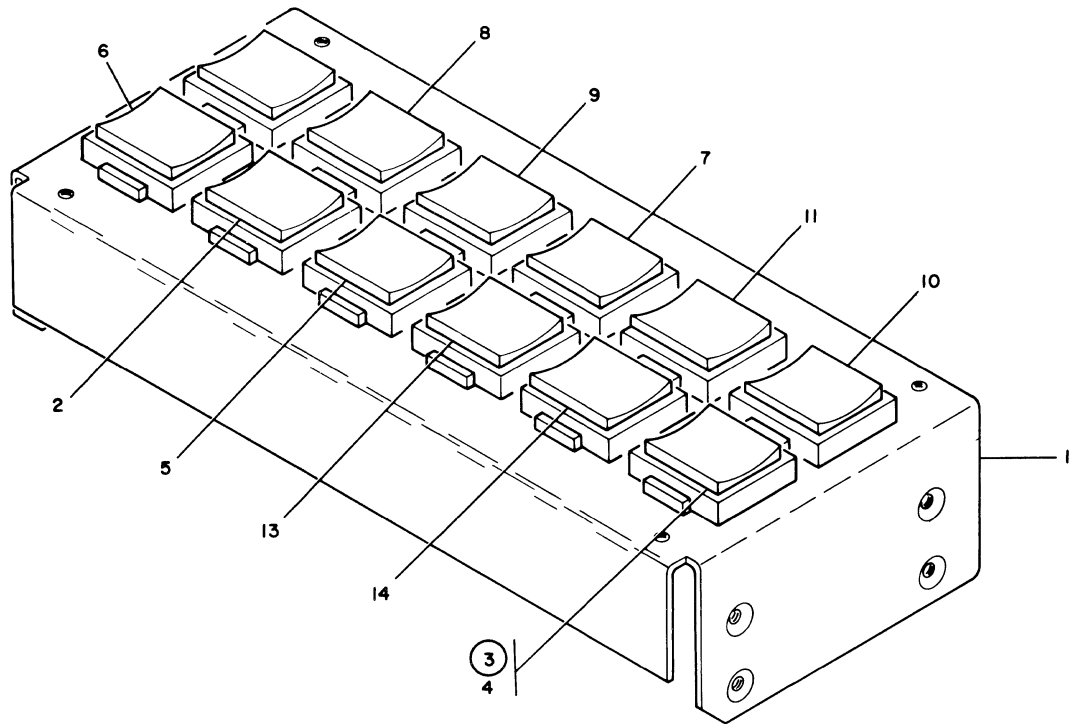


FIGURE 18A. LANGUAGE GROUP-FRENCH. SEE LIST 18A.

LIST AND INDEX NO.	PART NO.	DESCRIPTION	UNITS PER ASM.	USABLE ON CODE
		1 2 3 4		
		LANGUAGE GROUP-GERMAN -CONT		
19A- 1	647235	• CONTROL PANEL-SWITCH AND LIGHT SEE LIST 16A FOR DETAIL BREAKDOWN	1	
- 2	741148	• BUTTON-START-GREEN	1	
- 3	741147	• • BUTTON	1	
- 4	741318	• BUTTON FILLER-WHITE	2	
- 5	741334	• LENS ASM	1	
- 6	749033	• BUTTON-STOP,RED	1	
- 7	749076	• • BUTTON	1	
- 8	835227	• BUTTON ASM	1	
- 9	835238	• LENS ASM	1	
- 10	835242	• LENS ASM	1	
- 11	835243	• LENS ASM	1	
- 12	838650	• LENS ASM	1	
- 13	839528	• LENS ASM	1	
- 14	3009653	• KARTEN AUSL	1	
- 15	3009690	• NAMEPLATE	1	
- 16	4030043	• INDICATOR-CARD PLACEMENT ITEMS 15 AND 16 NOT ILLUSTRATED	1	

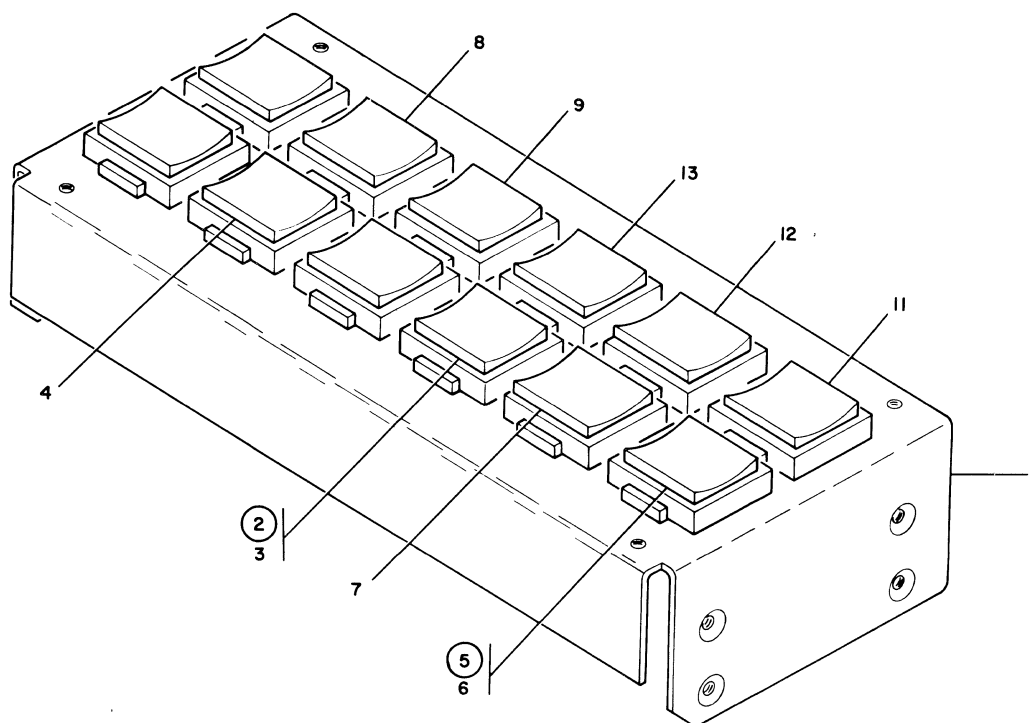


FIGURE 19. LANGUAGE GROUP-GERMAN. SEE LIST 19.

LIST AND INDEX NO.	PART NO.	1 2 3 4	DESCRIPTION	UNITS PER ASM.	USABLE ON CODE
20 -			MULE HITCH INPUT IDLER ASSEMBLY		
-			CODE A USED ON ASM 644147 ONLY CODE B USED ON ASM 644213 ONLY		
-	644147		IDLER ASSEMBLY, MULE HITCH INPUT-60 CY SEE LIST 3-118 FOR NEXT HIGHER ASSEMBLY AND FIG. 20 FOR ILLUSTRATION	REF	A
-	644213		IDLER ASM, MULE HITCH INPUT-50 CY SEE LIST 3-118 FOR NEXT HIGHER ASSEMBLY AND FIG. 20 FOR ILLUSTRATION	REF	B
- 1	81693		• SCREW, MACH-BIND HD 6-32 X 3/8 LG	2	
- 2	110029		• WASHER, FL-NO 8 X 5/8 OD X 1/16 THK	2	
- 2	1091508		• WASHER	2	
- 3	156364		• BEARING, BALL, ANNULAR- 0.375 ID 0.875 OD	2	
- 4	328037		• KEY	2	
- 5	644144		• SPACER	2	
- 6	644148		• PULLEY ASM	2	
- 7	644157		• HUB-PULLEY	1	
- 8	644149		• SPACER	1	

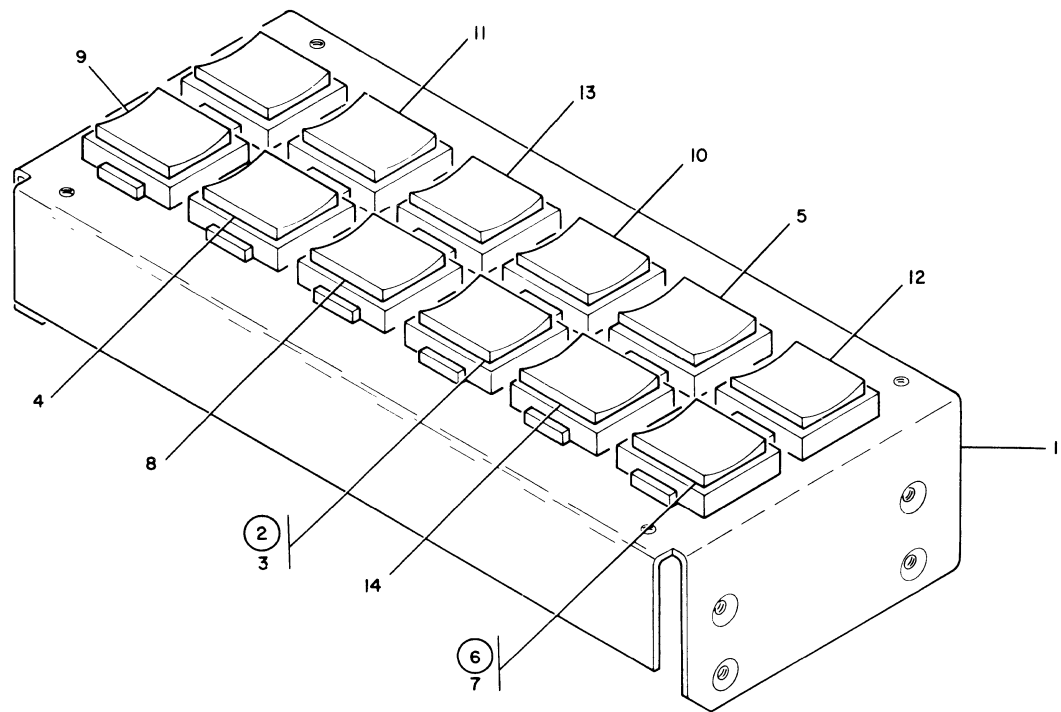


FIGURE 19A. LANGUAGE GROUP-GERMAN. SEE LIST 19A.

LIST AND INDEX NO.	PART NO.	DESCRIPTION				UNITS PER ASM.	USABLE ON CODE	
		1	2	3	4			
		MULE HITCH INPUT IDLER ASSEMBLY -CONT						
20 - 9	644150	.	SHAFT-.213 LG			1		
- 10	644151	.	FRAME-IDLER			1		
- 11	644283	.	PULLEY ASM			1	A	
- 11	644293	.	PULLEY ASM			1	B	
- 12	644157	.	HUB-PULLEY			1		

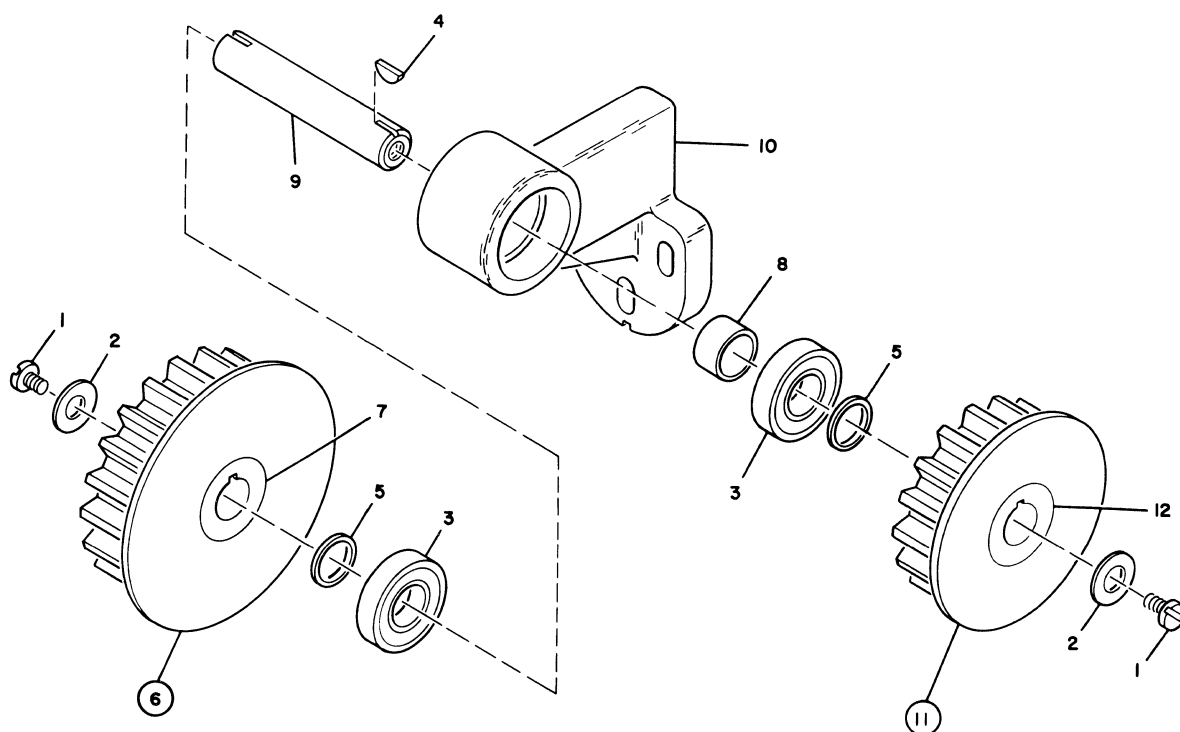


FIGURE 20. MULE HITCH IDLER INPUT ASSEMBLY. SEE LIST 20.

LIST AND INDEX NO.	PART NO.	DESCRIPTION	UNITS PER ASM.	USABLE ON CODE
		1 2 3 4		
		CARRIER AND CELL ASSEMBLY READ STATION		
21 -		CODE A USED ON ASM 644307 ONLY		
-		CODE B USED ON ASM 647297 ONLY		
-	644307	CARRIER AND CELL ASM-READ STATION SEE LIST 3-121 FOR NEXT HIGHER ASSEMBLY AND FIG. 21 FOR ILLUSTRATION	REF	A
21 -	647297	CARRIER AND CELL ASM-READ STATION SEE LIST 3-121 FOR NEXT HIGHER ASSEMBLY AND FIG. 21 FOR ILLUSTRATION	REF	B
- 1	25627	• SCREW,MACH-BIND HD 8-32 X 1/2 LG	1	
- 2	34512	• SCREW,MACH-BIND HD 8-32 X 3/8 LG	2	
- 3	104613	• SCREW, ALLEN CAP, 8-32 X 1/2 LG	4	
- 4	186923	• SCREW,CAP,SOC HD- 4-40 X 1/4 LG	2	
- 5	257985	• WASHER,FL-NO. 4 X 1/4 OD X 0.022 THK	2	
- 6	438549	• SCREW,MACH-BIND HD 4-40 X 7/16 LG	2	
- 7	613875	• BEARING,BALL	1	
- 8	638028	• SHIM-3/8 X 1-1/2 X 0.36 THK	2	
- 9	638132	• WASHER,FL-0.169 ID 0.625 OD X 0.0940 THK	2	
- 10	638242	• SPACER	1	
- 11	638248	• CARRIER,READ CELL	1	
- 12	638252	• SHAFT ASSEMBLY	1	
- 13	638256	• • WHEEL,EMITTER	1	
- 14	638257	• • SHAFT,EMITTER-	1	
- 15	638258	• HOUSING ASSEMBLY	1	
- 16	638259	• • HOUSING-EMITTER	1	

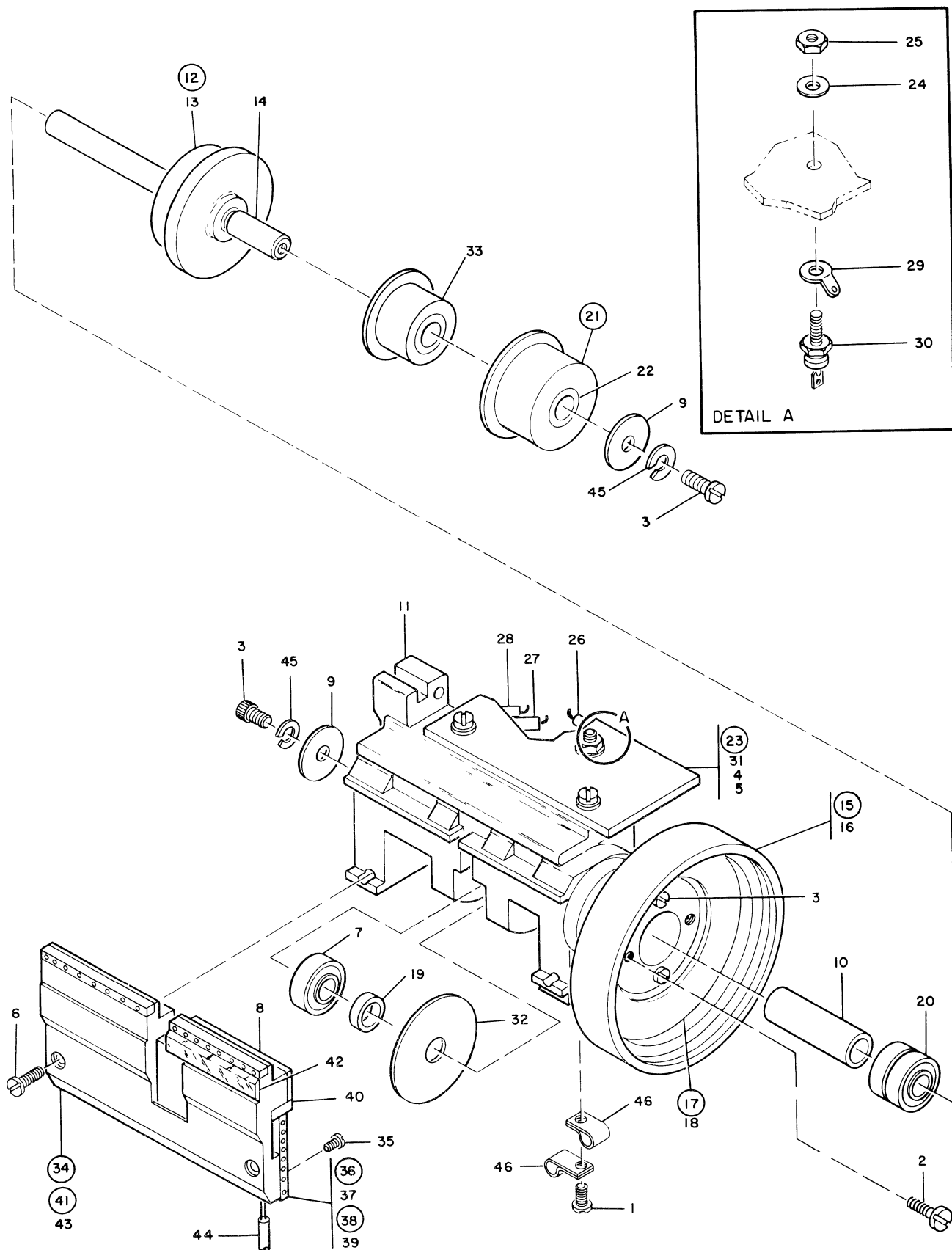


FIGURE 21. CARRIER AND CELL ASSEMBLY READ STATION. SEE LIST 21.

LIST AND INDEX NO.	PART NO.	DESCRIPTION 1 2 3 4	UNITS PER ASM.	USABLE ON CODE
CARRIER AND CELL ASSEMBLY READ STATION -CONT				
21 - 17	638261	• • COIL ASSEMBLY	1	
- 18	638262	• • • BOBBIN	1	
- 19	638410	• SPACER-1/2 OD X 0.380 ID X 0.163 LG	1	
- 20	638533	• BEARING,BALL	1	
- 21	638632	• PULLEY ASM	1	
- 22	639130	• • INSERT,PULLEY	1	
- 23	639215	• CAPACITOR-RESISTOR ASSEMBLY	1	
- 24	3550	• • WASHER,FL- 1/4 X 9/16 OD X 0.050 THK	1	
- 25	160017	• • NUT,PLAIN,HEX- 1/4-28 X 7/16 FL W	1	
- 26	216427	• • RESISTOR,FXD,COMP-110 OHMS P/M 5% 0.250W	1	
- 27	222069	• • CAPACITOR,FXD,ELEC-22 UF P/M 10% 35VCDW	1	
- 28	317082	• • RESISTOR,FXD,COMP- 1K P/M 5% 2W	1	
- 29	322765	• • LUG-TERMINAL	1	
- 30	483327	• • SEMICONDUCTOR DEVICE,DIODE	1	
- 31	639125	• • CARD	1	
- 32	639966	• WHEEL,READ FEED	1	
- 33	644297	• PULLEY-TIMING BELT	1	
- 34	644309	• CELL ASM-READ	1	
- 34	647298	• CELL ASM-READ	1	A
- 35	438548	• • SCREW,MACH-BIND HD 4-40 X 3/16 LG	1	B
- 36	638243	• • CARD ASSEMBLY	2	
- 37	363188	• • • SEMICONDUCTOR PHOTO DEVICE,TYPE MI	12	
- 38	639122	• • • CARD ASM	1	
- 39	639121	• • • CARD-PRINTED WIRING	1	
- 40	639096	• • SEAL,DUST	2	
- 41	639126	• • COVER,CELL CARRIER	1	
- 42	638249	• • • WINDOW,READ CELL 0.385 OD X 4.31 LG	2	
- 43	639127	• • • COVER,REED CELL	1	
- 44	644524	• • CABLE ASM-READ STATION TO GATE A USED ON ASM 644309 ONLY	1	
- 44	647269	• • CABLE ASM-REAR STA TO GATE B-B1 USED ON ASM 647298 ONLY	1	
- 45	1090873	• WASHER,LOCK-SPLIT NO. 8 X 0.296 OD	1	
- 46	2102364	• CLAMP,LOOP- 0.220 ID 0.170 DIA MTG HOLE	2	
POWER SUPPLY ASSEMBLY				
21A-		CODE A USED ON ASM 644512 ONLY CODE B USED ON ASM 644515 ONLY		
-	644512	POWER SUPPLY ASM-24V AND 2.5V,60CY SEE LIST 14-92 FOR NEXT HIGHER ASSEMBLY AND FIG. 21A FOR ILLUSTRATION	REF	A
-	644515	POWER SUPPLY ASM-24V AND 2.5V,50CY SEE LIST 14-92 FOR NEXT HIGHER ASSEMBLY AND FIG. 21A FOR ILLUSTRATION	REF	B
- 1	337	• SCREW,MACH-FIL H 8-32 X 3/8 LG	10	
- 2	845	• SCREW,MACH-FIL H 8-32 X 1/2 LG	5	
- 3	1940	• WASHER,FL-NO. 10 X 9/16 OD X 3/64 THK	8	
- 4	9092	• LOCK WASHER SPLIT NO 10, X .3370D	4	
- 5	10170	• SCREW,MACH-BIND HD 6-32 X 1/4 LG	9	
- 6	11598	• NUT PLAIN HEX 10/32	12	
- 7	32042	• SCREW,MACH-BIND HD 10-32 X 3/8 LG	1	

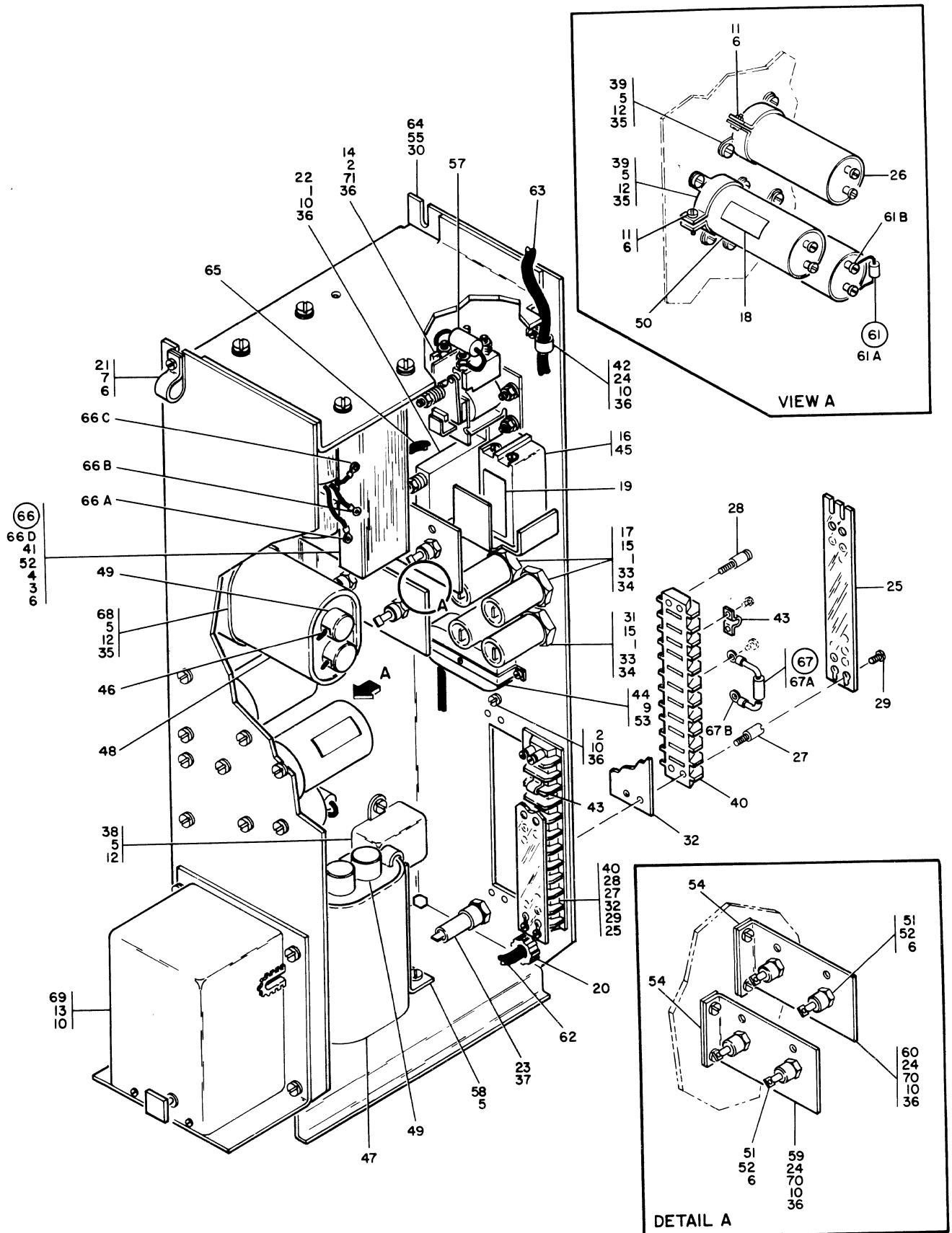


FIGURE 21A. POWER SUPPLY ASSEMBLY. SEE LIST 21A.

LIST AND INDEX NO.	PART NO.	DESCRIPTION	UNITS PER ASM.				USABLE ON CODE
			1	2	3	4	
		POWER SUPPLY ASSEMBLY -CONT					
21A- 9	35739	• SCREW,MACH-BIND HD 6-32 X 15/16 LG					
- 10	55901	• WASHER,LOCK-EXT TEETH,NO. 8				2	
- 11	55918	• SCREW,MACH-BIND HD 10-32 X 5/8 LG				14	
- 12	56722	• WASHER,LOCK-EXT TEETH NO. 6 X 5/16 OD				3	
- 13	58207	• SCREW,MACH-UNDRCT BIND HD 8-32 X 1/4 LG				13	
- 14	76725	• RELAY ASM,24 VOLT DC				4	
		SEE LIST 22A FOR DETAIL BREAKDOWN				1	
- 15	104615	• FUSEHOLDER					
- 16	109872	• SWITCH				4	
- 17	117403	• FUSE				1	
- 18	124943	• LABEL,SAFETY				2	
- 19	138754	• PLATE,INST-LINE V PRESENT W/MACH PWR OFF				1	
- 20	151598	• ADAPTER,CABLE TO CONNECTOR				1	
- 21	169004	• STRAP,RETAINING-TUBE				1	
- 22	173706	• CAPACITOR RESISTOR- 0.5 UF 47 OHMS				1	
- 23	179946	• FUSEHOLDER- 1 POS 15 AMP 250V				1	
- 24	186758	• SCREW,MACH-BIND HD 8-32 X 7/16 LG				1	
- 25	186943	• SHIELD- 10 POSITION				5	
- 26	208238	• CAPACITOR,ELE 10,000 MFD P 100 M 10 PCT				2	
- 27	210883	• STUD,EXT- 6-32 INT EXT THD X 0.900 LG OA				2	
- 28	210884	• STUD-SHIELD				2	
- 29	210984	• SCREW,MACH-RH 6-32 X 1/4 LG				6	
- 30	221790	• SCREW,MACH-BIND HD 8-32 X 3/16 LG				2	
- 31	228391	• FUSE				3	
- 32	253219	• MARKER STRIP- 10 POS NOS. 1 THRU 10				1	
- 33	257079	• INSULATOR				2	
- 34	257080	• INSULATOR				4	
- 35	257187	• NUT CABLE CLAMP MTG				4	
- 36	257189	• NUT,PLAIN-HEX 8-32 X 0.343 W				11	
- 37	261853	• FUSE,CARTRIDGE- 8 AMP 250V				13	
- 38	312477	• RELAY				1	
- 39	320456	• BRACKET-CAPACITOR MOUNTING				1	
- 40	322767	• TERMINAL BOARD- 10 DBL SCREW TERMINALS				3	
- 41	332620	• SCREW,MACH-BIND HD 10-32 X 1/2 LG				2	
- 42	334281	• STRAP,RETAINING-CABLE				4	
- 43	367115	• JUMPER-TERMINAL STRIP VDC DISTR BRS				1	
- 44	418835	• OUTLET-CONVENIENCE				2	
- 45	516919	• WASHER,LOCK-EXT TEETH 0.478 ID X 3/4 OD				1	
- 46	517913	• TERMINAL,QUICK DISCONNECT- 12/18AWG				1	
- 47	524854	• CAPACITOR				1	B
- 48	526341	• CAPACITOR, FIXED- 4 MFD PM 5% 330 WVDC				1	
- 48	5247156	• CAPACITOR 50 CYCLE				1	A
- 49	526378	• CAP				1	B
- 50	598343	• CAPACITOR,FXD,ELECT- 25000UF P150M10% 6V				4	
- 51	598479	• SEMICONDUCTOR DEVICE,D10- 150V 10 AMP				1	
- 51	3008825	• SEMICONDUCTOR DEVICE-DIODE				4	A
- 52	600560	• WASHER-LOCK				4	B
- 53	610060	• COVER-OUTLET				8	
- 54	626587	• INSULATOR				1	
- 55	626775	• COVER				2	
- 57	639290	• DIODE ASM				1	
- 58	639333	• CLAMP				1	
- 59	642766	• BRACKET-MTG				2	
- 60	642767	• BRACKET-MTG				1	
- 61	644518	• RESISTOR ASM-300 OHMS,5W				1	
- 61A	208287	• RESISTOR				1	
- 61B	334932	• TERMINAL,LUG-INS 16/22AWG NO.10 MTG HOLE				1	
- 62	644522	• CABLE ASM-AC INPUT				2	
- 63	644529	• CABLE ASM-DRIVE MOTOR				1	
		SEE LIST 26 FOR COMPONENT PARTS					

LIST AND INDEX NO.	PART NO.	DESCRIPTION	UNITS PER ASM.	USABLE ON CODE
		1 2 3 4		
		POWER SUPPLY ASSEMBLY -CONT		
21A- 64	644540	• HOUSING-POWER SUPPLY	1	
- 65	644544	• CABLE ASM-AC POWER DISTRIBUTION SEE LIST 26 FOR COMPONENT PARTS	1	
- 66	644547	• TRANSFORMER ASM-24V,60CPS	1	A
- 66	644548	• TRANSFORMER ASM-24V,50CPS	1	B
- 66A	334910	• • TERMINAL,LUG-INS 14/16AWG NO. 6 MTG HOLE	5	
- 66B	359695	• • TERMINAL,LUG-INS 14/16AWG NO.10 MTG HOLE	2	
- 66C	517913	• • TERMINAL,QUICK DISCONNECT- 12/18AWG	2	
- 66D	644542	• • REGULATOR-FERRORESQUANT,50VA,60CPS USED ON ASM 644547 ONLY	1	
- 66D	644546	• • REGULATOR-FERRORESQUANT,50VA,50CPS USED ON ASM 644548 ONLY	1	
- 67	644556	• RESISTOR ASM-40 OHMS,10W	1	
- 67A	194579	• • RESISTOR	1	
- 67B	334921	• • TERMINAL,LUG-INS 16/22AWG NO. 6 MTG HOLE	2	
- 68	737732	• BRACKET-MTG	1	
- 69	740540	• POWER PAC ASM-METER	1	A
- 69	740609	• POWER ASSEMBLY SEE LIST 24 FOR DETAIL BREAKDOWN	1	B
- 70	1073412	• WASHER-INSULATOR	4	
- 71	1090873	• WASHER,LOCK-SPLIT NO. 8 X 0.296 OD	4	
		POWER BOX ASSEMBLY		
22 -		CODE A USED ON ASM 647230 ONLY CODE B USED ON ASM 647222 ONLY		
-	647230	POWER BOX ASM-60 CY SEE LIST 15A-93 FOR NEXT HIGHER ASSEMBLY AND FIG. 22 FOR ILLUSTRATION	REF	A
-	647222	POWER BOX ASM-50 CY SEE LIST 15A-93 FOR NEXT HIGHER ASSEMBLY AND FIG. 22 FOR ILLUSTRATION	REF	B
- 1	3803	• JUMPER	1	
- 2	5677	• SCREW,MACH-BIND HD 10-32 X 3/4 LG	6	
- 3	6364	• WASHER,LOCK-SPLIT NO. 6 X 1/4 OD	2	
- 4	9092	• LOCK WASHER SPLIT NO 10, X .3370D	10	
- 5	10170	• SCREW,MACH-BIND HD 6-32 X 1/4 LG	12	
- 6	11598	• NUT PLAIN HEX 10/32	10	
- 7	22478	• WASHER,FL- 0.170 ID 0.375 OD 0.032 THK	6	
- 8	24752	• SCREW,MACH-FIL H 8-32 X 5/16 LG	8	
- 9	32042	• SCREW,MACH-BIND HD 10-32 X 3/8 LG	4	
- 10	34512	• SCREW,MACH-BIND HD 8-32 X 3/8 LG	2	
- 11	35739	• SCREW,MACH-BIND HD 6-32 X 15/16 LG	8	
- 12	36776	• NUT,PLAIN,HEX- 6-32 X 5/16 FL W	4	
- 13	38235	• SCREW MACH 6/32 X .310 LG	3	
- 14	52523	• SCREW,MACH-FIL H 4-40 X 5/8 LG	1	
- 15	55726	• SCREW,MACH-BIND HD 6-32 X 3/16 LG	13	
- 16	55901	• WASHER,LOCK-EXT TEETH,NO. 8	18	
- 17	56722	• WASHER,LOCK-EXT TEETH NO. 6 X 5/16 OD	2	
- 18	58207	• SCREW,MACH-UNDRCT BIND HD 8-32 X 1/4 LG	29	
- 19	60646	• WASHER,LOCK-INT TEETH NO. 8 X 0.340 OD	1	
- 20	76725	• RELAY ASM,24 VOLT DC SEE LIST 22A FOR DETAIL BREAKDOWN	1	

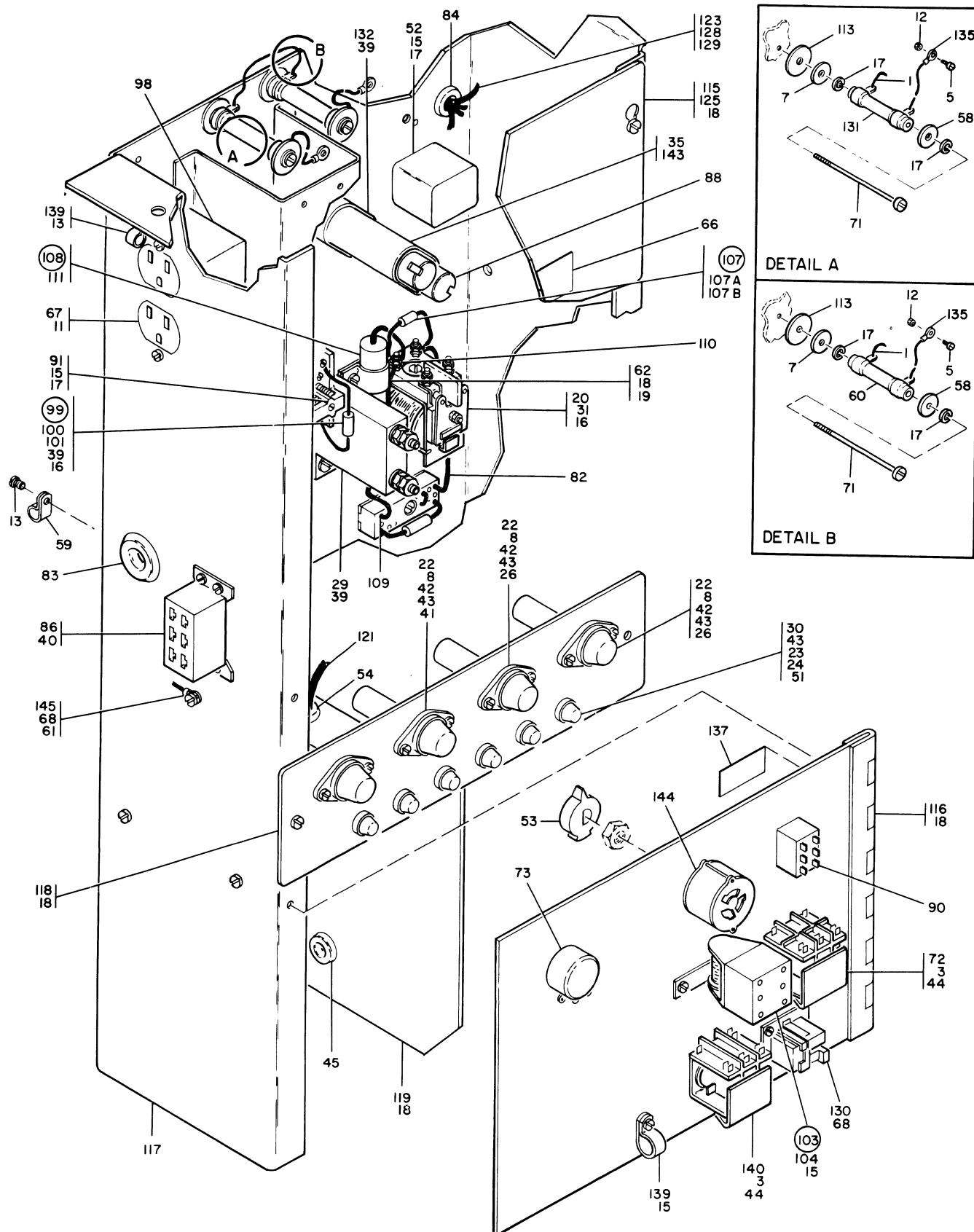


FIGURE 22. POWER BOX ASSEMBLY. SHEET 1 OF 2. SEE LIST 22.

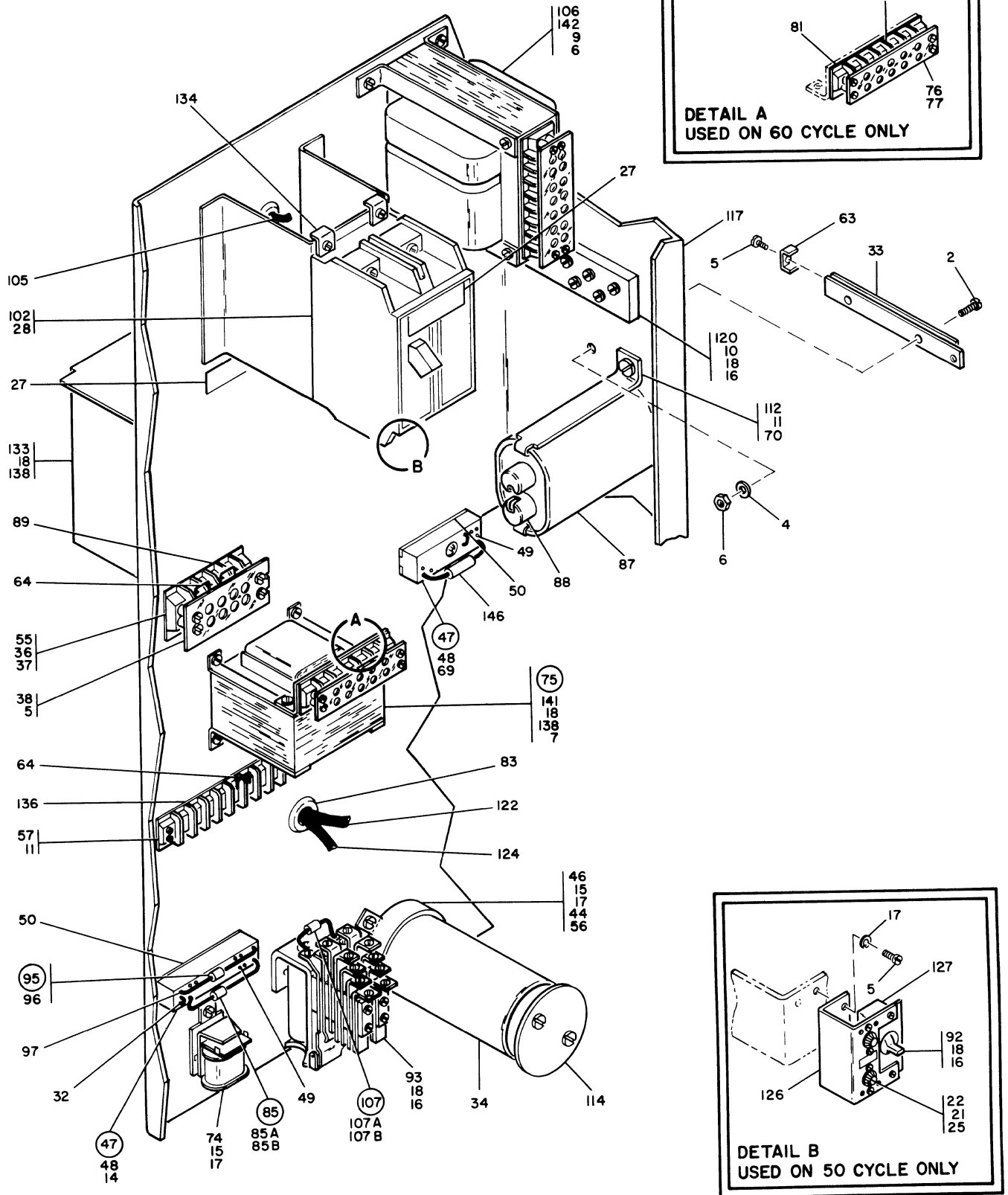


FIGURE 22. POWER BOX ASSEMBLY. SHEET 2 OF 2. SEE LIST 22.

LIST AND INDEX NO.	PART NO.	DESCRIPTION	UNITS PER ASM.	USABLE ON CODE
		1 2 3 4		
		POWER BOX ASSEMBLY -CONT		
22 - 21	81693	• SCREW,MACH-BIND HD 6-32 X 3/8 LG	4	
- 22	104615	• FUSEHOLDER	6	
- 23	111257	• FUSE,CARTRIDGE- 4 AMP 250V	2	
- 24	111262	• FUSE,CARTRIDGE- 3 AMP 250V	2	
- 25	115971	• FUSE,CARTRIDGE- 15 AMP 250V	2	B
- 26	117403	• FUSE	2	
- 27	138754	• PLATE,INST-LINE V PRESENT W/MACH PWR OFF	2	
- 28	170226	• SCREW,ASMD WASHER- 6-32 X 1/2 LG	4	
- 29	173706	• CAPACITOR RESISTOR- 0.5 UF 47 OHMS	1	
- 30	179946	• FUSEHOLDER- 1 POS 15 AMP 250V	6	
- 31	186759	• SCREW,MACH-BIND HD 8-32 X 5/16 LG	4	
- 32	205331	• JUMPER-RELAY GATES UNIT 1/8 BRASS	1	
- 33	207382	• RAIL-POWER SUPPLY MOUNTING	3	
- 34	208227	• CAPACITOR, ELECTROLYTIC-1000 UF 45VDC	1	
- 35	210873	• CAPACITOR,FXD,ELECT- 6 UF P/M6% 330V AC	1	B
- 36	210883	• STUD,EXT- 6-32 INT EXT THD X 0.900 LG OA	1	
- 37	210884	• STUD-SHIELD	3	
- 38	210987	• SHIELD- 4 POSITION	1	
- 39	221790	• SCREW,MACH-BIND HD 8-32 X 3/16 LG	6	
- 40	251970	• SCREW, PAN HEAD, 4-40 X 1/4 LG	2	
- 41	252592	• FUSE	2	
- 42	257079	• INSULATOR	4	
- 43	257080	• INSULATOR	10	
- 44	257187	• NUT CABLE CLAMP MTG	7	
- 45	265059	• GROMMET,RUB-FOR 5/8 HOLE X 1/16 PNL	1	
- 46	301750	• CLAMP,RETAINING-CAPACITOR	1	
- 47	302090	• CONNECTOR,RECP,ELEC- 24 FEMALE CONTACTS	2	
- 48	302088	• . TERMINAL BOARD	1	
- 49	302089	• . SPRING-TERMINAL BOARD CONTACT	8	
- 50	302131	• STRIP-TERMINAL BLOCK INSULATOR	6	
- 51	303679	• FUSE,CARTRIDGE- 6 AMP 250V	2	
- 52	312477	• RELAY	1	
- 53	317173	• KNOB	1	
- 54	317367	• GROMMET,RUB-FOR 7/8 HOLE X 1/16 PNL	1	
- 55	317485	• TERMINAL BOARD- 4 DBL SCREW TERMINALS	1	
- 56	322065	• SCREW,MACH-BIND HD 6-32 X 5/8 LG	1	
- 57	323839	• TERMINAL BOARD- 12 DBL SCREW TERMINALS	1	
- 58	325985	• WASHER,FLAT 3/16 IDX 11/16 OD X 1/16 THK	2	
- 59	327922	• CLAMP, CABLE-.625 DIAMETER	2	
- 60	337213	• RESISTOR	1	
- 61	338169	• WASHER,LOCK-EXT TEETH NO. 4 X 9/32 OD	1	
- 62	350665	• CLAMP,CABLE	1	
- 63	350886	• STOP	3	
- 64	367115	• JUMPER-TERMINAL STRIP VDC DISTR BRS	3	
- 66	369207	• PLATE,INST-HAZARDOUS AREA	1	
- 67	418835	• OUTLET-CONVENIENCE	1	
- 68	438548	• SCREW,MACH-BIND HD 4-40 X 3/16 LG	1	
- 69	438550	• SCREW,MACH-BIND HD 4-40 X 1/2 LG	3	
- 70	438566	• SCREW,MACH-UNDRCT BIND HD 6-32 X 1/8 LG	1	
- 71	438592	• SCREW,MACH-BIND HD 8-32 X 2-1/4 LG	2	
- 72	441091	• RELAY,ARMATURE- 3PDT 115V AC 5 AMP	2	
- 73	460531	• POTENTIOMETER	1	
- 74	471715	• RELAY	1	
- 75	480444	• TRANSFORMER	1	
- 76	186797	• . SHIELD- 5 POSITION	1	A
- 77	210984	• . SCREW,MACH-RH 6-32 X 1/4 LG	1	
- 78	210985	• . STUD,EXT-INT 6-32 EXT 8-32 X 0.900 LG OA	1	
- 79	210986	• . STUD-SHIELD MOUNTING	3	

LIST AND INDEX NO.	PART NO.	DESCRIPTION	UNITS PER ASM.	USABLE ON CODE
		1 2 3 4		
		POWER BOX ASSEMBLY -CONT		
22 - 80	2101338	• • BLOCK	1	
- 81	2101358	• • MARKER STRIP	1	
- 82	511522	• JUMPER ASM	1	
- 83	511553	• GROMMET,RUB-FOR 1 HOLE X 1/8 PNL	3	
- 84	512663	• GROMMET,RUB-FOR 7/8 HOLE X 1/8 PNL	1	
- 85	518163	• RESISTOR ASSEMBLY, 1K 1/2W	1	
- 85A	320167	• • TERMINAL,QUICK DISCONNECT-NONINS 16AWG	2	
- 85B	213693	• • RESISTOR,FXD,COMP- 1K P/M 5% 1/2W	1	
- 86	523269	• INSERT,ELECTRICAL CONNECTOR- 6 POS	1	
- 87	524854	• CAPACITOR	4	
- 88	526378	• CAP	1	
- 89	527916	• MARKER STRIP- 4 POS NOS. 1 THRU 4	1	
- 90	553380	• SWITCH,PUSH-DPDT	2	
- 91	588396	• CONTACTOR, MAGNETIC 3 POLE 15 AMP	1	B
- 92	601421	• SWITCH,TOGGLE-SPDT 115/600V AC 20 AMP	1	
- 93	609149	• RELAY ASM-20V		
		SEE LIST 23 FOR DETAIL BREAKDOWN		
- 95	609417	• RESISTOR ASSEMBLY,10 OHM 1W	1	
- 96	308341	• • RESISTOR,FIXED,COMPOSITION,10 OHM 1W	2	
- 97	320167	• • TERMINAL,QUICK DISCONNECT-NONINS 16AWG	1	
- 98	610060	• COVER-OUTLET	1	
- 99	630143	• CAPACITOR ASM	2	
-100	92784	• • TERMINAL,LUG-INS 18-20AWG NO.8 MTG HOLE	1	
-101	553400	• • CAPACITOR-PAPER-AC	1	A
-102	634331	• BREAKER-CIRCUIT	1	
-103	634332	• RELAY-TIME DELAY	2	
-104	634403	• • SWITCH	1	B
-105	634386	• CABLE ASM		
		SEE LIST 26 FOR COMPONENT PARTS		
-106	634475	• TRANSFORMER	1	A
-107	639290	• DIODE ASM	2	
-107A	334921	• • TERMINAL,LUG-INS 16/22AWG NO. 6 MTG HOLE	1	
-107B	2111232	• • SEMICONDUCTOR DEVICE-DIODE	1	
-108	369307	• CAPACITOR ASM	1	
-109	360433	• • TERMINAL,QUICK DISCONNECT- 16/18AWG	1	
-110	435599	• • TERMINAL,LUG-NONINS 18AWG NO. 8 MTG SLOT	1	
-111	609391	• • CAPACITOR,500MF,25V	2	
-112	639333	• CLAMP	2	
-113	642765	• INSULATOR	1	
-114	645138	• SAFETY COVER CAP	1	A
-115	647231	• COVER-POWER SEQUENCE BOX	1	
-116	647233	• DOOR-POWER BOX	1	
-117	647234	• BOX-POWER	1	
-118	647245	• PANEL-FUSE	1	
-119	647249	• SHIELD-POWER BOX	1	
-120	647261	• BUS-GROUND	1	
-121	647272	• CABLE ASM-AC DISTRIBUTION		
		SEE LIST 26-23,-24,-28,-30,-31,-31A,-31C -32,-33,-35 AND -46 FOR COMPONENT PARTS	1	
-122	647275	• CABLE ASM-DC POWER DISTRIBUTION		
		SEE LIST 26-14,-17,-26A,-28,-31 AND -31C FOR COMPONENT PARTS	1	A
-123	647294	• CABLE ASM-AC POWER DISTRIBUTION		
		SEE LIST 26-31,-31A,-31C,-32,-34 AND -47 FOR COMPONENT PARTS	1	
-124	647299	• CABLE ASM-MOTOR CONTROL		
		SEE LIST 26-26,-26B AND -31A FOR COMPONENT PARTS		

LIST AND INDEX NO.	PART NO.	DESCRIPTION	UNITS PER ASM.	USABLE ON CODE
		1 2 3 4		
		POWER BOX ASSEMBLY -CONT		
22 -125	647470	• COVER-POWER SEQUENCE BOX	1	B
-126	647471	• BRACKET-SWITCH MTG	1	B
-127	647472	• SHIELD-SWITCH	1	B
-128	647477	• CABLE ASM-AC DISTRIBUTION SEE LIST 26-31A,-31C,-32,-34 AND -47 FOR COMPONENT PARTS	1	B
-129	647481	• CABLE ASM-LINE FILTER SEE LIST 26-24A,-43,-44 AND -45 FOR COMPONENT PARTS	1	A
-130	736650	• RELAY-MARGINAL CHECK	1	
-131	736651	• RESISTOR	1	
-132	737732	• BRACKET-MTG	1	
-133	740540	• POWER PAC ASM-METER SEE LIST 24 FOR DETAIL BREAKDOWN	1	A
-133	740609	• POWER ASSEMBLY SEE LIST 24 FOR DETAIL BREAKDOWN	1	B
-134	760731	• CLAMP	4	A
-135	767393	• JUMPER ASM SEE LIST 26-31A FOR COMPONENT PARTS	2	
-136	806569	• STRIP,MARKER	1	
-137	838017	• DECAL	1	
-138	1090873	• WASHER,LOCK-SPLIT NO. 8 X 0.296 OD	1	
-139	2102365	• CLAMP,LOOP- 0.330 ID 0.170 DIA MTG HOLE	8	
-140	2128689	• RELAY,3 POLE DT 472 OHM 24 VOLT D.C.COIL	2	
-141	4116394	• TRANSFORMER	1	
-142	4116467	• TRANSFORMER-FERROREGULATOR	1	B
-143	5240458	• CAPACITOR,FXD,PAPER- 5UF P/M 6% 330 VAC	1	B
-144	5263712	• SWITCH,ROTARY- 3P 2 POSITION 1 DECK	1	A
-145	5271288	• TERMINAL-FIXED TAB	1	
-146	5322302	• RESISTOR ASM	1	
		24 VOLT RELAY ASSEMBLY		
22A-	76725	RELAY ASM,24 VOLT DC SEE LIST 21A-14 AND 22-20 FOR NEXT HIGHER ASSEMBLY AND FIG. 22A FOR ILLUSTRATION	REF	
- 1	1431	• SCREW,MACH-RH 8-32 X 7/16 LG	1	
- 2	4636	• SCREW,MACH-FL CSK HD 8-32 X 3/8 LG	1	
- 3	22478	• WASHER,FL- 0.170 ID 0.375 OD 0.032 THK	1	
- 4	23815	• NUT,PLAIN,HEX- 5-40 X 5/16 FL W	8	
- 5	42026	• SCREW,MACH-FH SPL 8-32 X 9/64 LG	1	
- 6	45642	• WASHER,FL-NO. 6 X 11/32 OD X 0.040 THK	1	
- 7	45644	• WASHER	2	
- 8	60646	• WASHER,LOCK-INT TEETH NO. 8 X 0.340 OD	4	
- 9	72965	• INSULATION-SCREW	1	
- 10	73431	• PLATE ASSEMBLY-CONTACT	1	
- 11	76655	• INSULATOR-ARMATURE	1	
- 12	76659	• TERMINAL ASSEMBLY-CONTACT AC/DC	1	
- 13	76661	• STOP-ARMATURE	2	
- 14	76666	• TERMINAL BOARD ASSEMBLY	1	
- 15	76669	• RELAY	1	
- 16	76729	• ARMATURE ASSEMBLY-RELAY DC	1	
- 17	76845	• SPRING,HELICAL,EXTENSION- 45-1/4 TURNS	1	

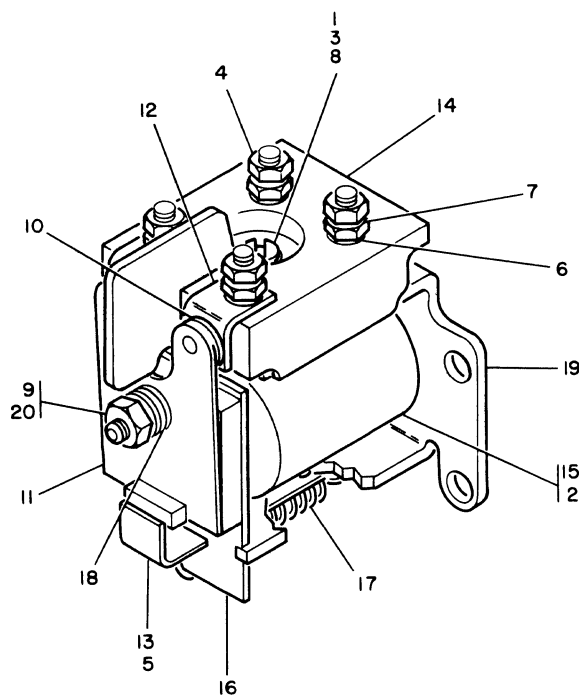


FIGURE 22A. 24 VOLT DC RELAY ASSEMBLY. SEE LIST 22A.

LIST AND INDEX NO.	PART NO.	DESCRIPTION				UNITS PER ASM.	USABLE ON CODE
		1	2	3	4		
		24 VOLT RELAY ASSEMBLY -CONT					
22A- 18	83687	• SPRING,HELICAL,COMPR- 6 TURNS				1	
- 19	124138	• YOKE-UNIT TYPE RELAY				1	
- 20	147297	• RING,RETAINING-EXT 0.094 ID X 0.020 THK				1	
		20V RELAY ASSEMBLY					
23 -	609149	RELAY ASM-20V SEE LIST 22-93 FOR NEXT HIGHER ASSEMBLY AND FIG. 23 FOR ILLUSTRATION				REF	
- 1	19587	• SCREW,MACH-FL CSK HD 8-32 X 3/8 LG				1	
- 2	105826	• SPRING-STIFFENER				2	
- 3	105832	• SPRING ASSEMBLY-UPPER CONTACT				2	
- 4	105835	• TERMINAL ASSEMBLY-CONTACT				2	
- 5	107177	• ARMATURE ASSEMBLY-MAGNET				1	
- 6	115552	• WASHER,FL-NO. 8 X 7/16 OD X 0.005 THK				1	

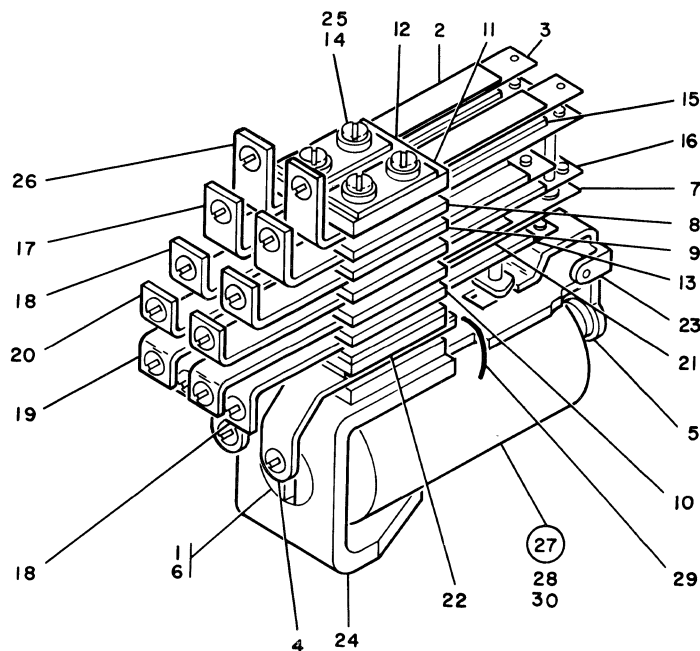


FIGURE 23. 20V RELAY ASSEMBLY. SEE LIST 23.

LIST AND INDEX NO.	PART NO.	DESCRIPTION	UNITS PER ASM.	USABLE ON CODE
		1 2 3 4		
		20V RELAY ASSEMBLY -CONT		
23 - 7	120837	• SPRING ASSEMBLY-UPPER CONTACT		
- 8	120924	• INSULATOR-DUO RELAY	2	
- 9	120925	• INSULATOR-DUO RELAY	3	
- 10	120926	• INSULATOR-DUO RELAY	1	
- 11	120942	• INSULATOR-DUO RELAY	2	
- 12	121011	• INSULATOR-DUO RELAY	2	
- 13	121839	• PLATE-DUO RELAY TOP	2	
- 14	122311	• SPRING ASSEMBLY-CONTACT	2	
- 15	125872	• INSULATOR-SCR 0.128 ID 0.186 OD 1-9/32LG	2	
- 16	125877	• SPRING- STIFFENER	2	
- 17	141964	• SPRING ASSEMBLY-CONTACT	6	
- 18	141967	• TERMINAL ASSEMBLY-CONTACT	2	
- 19	141969	• TERMINAL ASSEMBLY-CONTACT	2	
- 20	141971	• TERMINAL ASSEMBLY-CONTACT	4	
- 21	141981	• TERMINAL ASSEMBLY-CONTACT	2	
- 22	156909	• SPRING ASSEMBLY-OPERATING CONTACT	2	
- 23	165594	• SPACER- 1 LG X 3/8 W X 1/16 THK	2	
- 24	165595	• PIVOT-ARMATURE	2	
- 25	173218	• YOKE ASSEMBLY-MAGNET	1	
		• SCREW,MACH-RD WASHER HD 5-40 X 1-15/32	1	
			2	

MOB-1351-0

LIST AND INDEX NO.	PART NO.	DESCRIPTION 1 2 3 4	UNITS PER ASM.	USABLE ON CODE
		20V RELAY ASSEMBLY -CONT		
23 - 26	189844	• TERMINAL ASSEMBLY-CONTACT	2	
- 27	609151	• COIL CORE AND CLIP ASM	1	
- 28	2865	• • CORE,ELECTROMAGNET	1	
- 29	103670	• • TERMINAL,LUG-NONINS 24AWG 2 MTG SLOTS	2	
- 30	609150	• • CORE	1	
		METER POWER PAC ASSEMBLY		
24 -		CODE A USED ON ASM 740540 ONLY CODE B USED ON ASM 740609 ONLY		
-	740540	POWER PAC ASM-METER SEE LIST 21A-69 AND 22-133 FOR NEXT HIGHER ASSEMBLY AND FIG. 24 FOR ILLUSTRATION	REF	A
-	740609	POWER ASSEMBLY SEE LIST 21A-69 AND 22-133 FOR NEXT HIGHER ASSEMBLY AND FIG. 24 FOR ILLUSTRATION	REF	B
- 1	10170	• SCREW,MACH-BIND HD 6-32 X 1/4 LG	2	
- 2	56722	• WASHER,LOCK-EXT TEETH NO. 6 X 5/16 OD	1	
- 3	81693	• SCREW,MACH-BIND HD 6-32 X 3/8 LG	2	
- 4	104294	• CLAMP	1	
- 5	170202	• SCREW	5	
- 6	210883	• STUD,EXT- 6-32 INT EXT THD X 0.900 LG OA	1	
- 7	210884	• STUD-SHIELD	3	
- 8	216362	• CLAMP-CABLE	1	
- 9	257187	• NUT CABLE CLAMP MTG	1	
- 10	317310	• TERMINAL BOARD- 5 DBL SCREW TERMINALS	1	
- 11	372688	• CARD ASSEMBLY	1	
- 12	740489	• RETAINER	1	
- 13	740491	• CLIP-LOCK	1	
- 14	740550	• JUMPER ASSEMBLY-2.50 IN. SEE LIST 26 FOR COMPONENT PARTS	AR	
- 15	740554	• STRIP-MARKER	1	
- 16	740560	• TRANSFORMER ASSEMBLY	1	A
- 16	740562	• TRANSFORMER	1	B
- 17	740563	• BASE	1	
- 18	740564	• COVER-POWER PAC	1	
- 19	740571	• GROMMET	2	
- 20	740606	• SCREW	1	
- 21	741129	• SHIELD ASSEMBLY	1	
- 22	124943	• • LABEL,SAFETY	1	
- 23	474644	• • SHIELD	1	

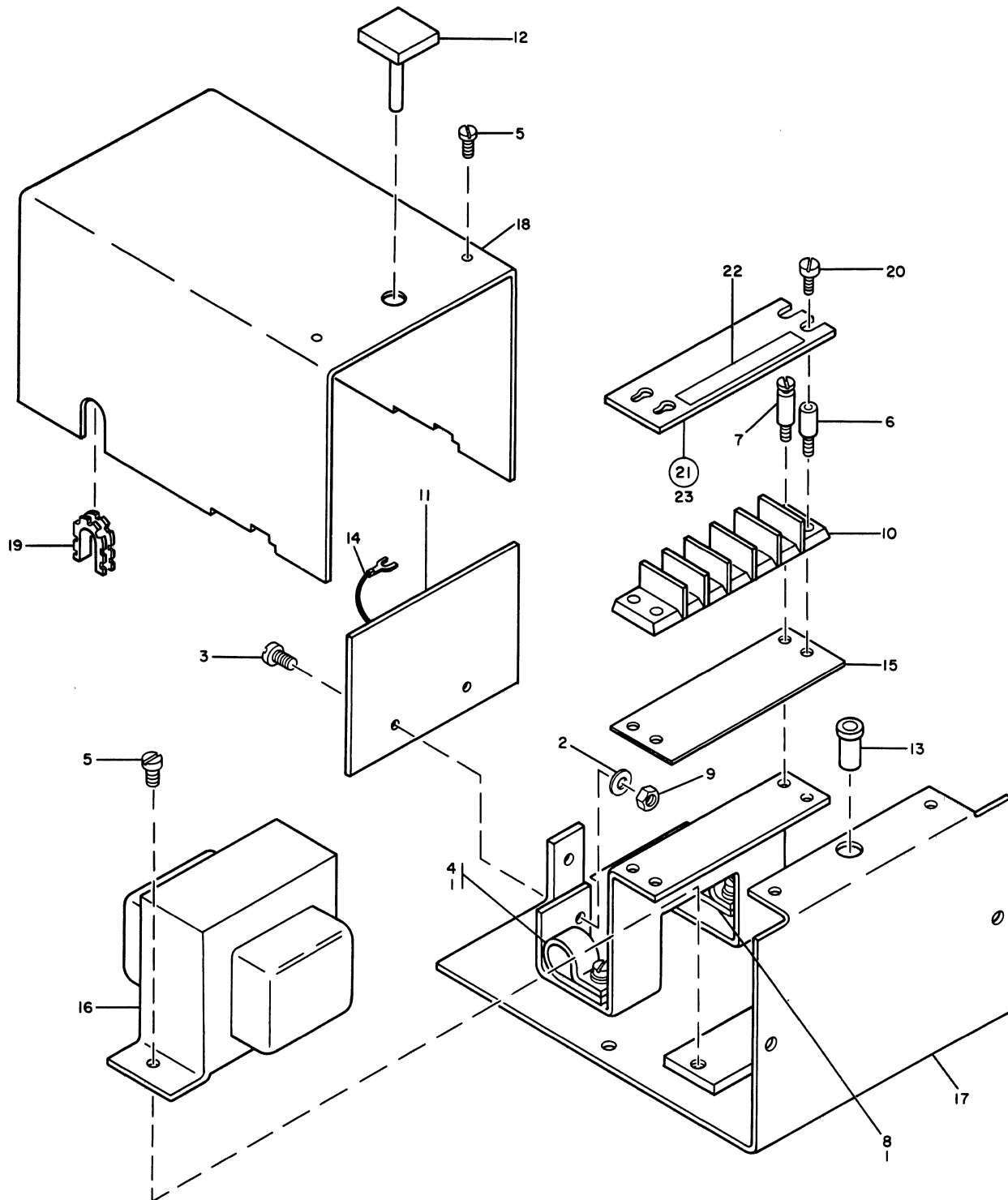


FIGURE 24. METER POWER PAC ASSEMBLY. SEE LIST 24.

LIST AND INDEX NO.	PART NO.	DESCRIPTION	UNITS PER ASM.	USABLE ON CODE
		1 2 3 4		
		POWER SUPPLY ASSEMBLY		
25 -		CODE A USED ON ASM 5261810 ONLY CODE B USED ON ASM 5261990 ONLY		
-	5261810	POWER SUPPLY ASSEMBLY SEE LIST 15A-96 FOR NEXT HIGHER ASSEMBLY AND FIG. 25 FOR ILLUSTRATION	REF	A
-	5261990	POWER SUPPLY ASSEMBLY SEE LIST 15A-96 FOR NEXT HIGHER ASSEMBLY AND FIG. 25 FOR ILLUSTRATION	REF	B
- 1	3550	• WASHER,FL- 1/4 X 9/16 OD X 0.050 THK	6	
- 2	11598	• NUT PLAIN HEX 10/32	4	
- 3	22478	• WASHER,FL- 0.170 ID 0.375 OD 0.032 THK	2	
- 4	25627	• SCREW,MACH-BIND HD 8-32 X 1/2 LG	2	
- 5	25891	• SCREW,MACH-FL CSK HD 10-32 X 1/2 LG	4	
- 6	32042	• SCREW,MACH-BIND HD 10-32 X 3/8 LG	6	
- 7	35739	• SCREW,MACH-BIND HD 6-32 X 15/16 LG	1	
- 8	38051	• NUT,PLAIN,HEX- 6-32 X 1/4 FL W	1	
- 9	45690	• WASHER FLAT NO 10 X .438 OD X .031 THK	2	
- 10	55901	• WASHER,LOCK-EXT TEETH,NO. 8	1	
- 11	56079	• WASHER,LOCK-EXT TEETH NO. 10 X 0.410 OD	4	
- 12	56722	• WASHER,LOCK-EXT TEETH NO. 6 X 5/16 OD	1	
- 13	58207	• SCREW,MACH-UNDRCT BIND HD 8-32 X 1/4 LG	2	
- 14	160017	• NUT,PLAIN,HEX- 1/4-28 X 7/16 FL W	2	
- 15	187491	• SHIELD,10 POSITION 15AMP	2	A
- 15	187736	• SHIELD,9 POSITION	2	B
- 16	207344	• SEMICONDUCTOR DEVICE,D10- 100V 30 AMP	2	
- 17	210984	• SCREW,MACH-RH 6-32 X 1/4 LG	2	
- 18	217017	• WASHER-INSULATING	4	
- 19	223355	• CAPACITOR,18 MF P/M 51 300 VAC	1	A
- 19	477202	• CAPACITOR,15MFD P/M 6 PCT 330V AC	1	B
- 20	257189	• NUT,PLAIN-HEX 8-32 X 0.343 W	1	
- 21	322765	• LUG-TERMINAL	2	
- 22	334910	• TERMINAL,LUG-INS 14/16AWG NO. 6 MTG HOLE	15	
- 23	359695	• TERMINAL,LUG-INS 14/16AWG NO.10 MTG HOLE	16	
- 24	438548	• SCREW,MACH-BIND HD 4-40 X 3/16 LG	6	
- 25	473592	• INSULATOR	2	
- 26	524928	• BRACKET,CAPACITOR MTG	2	
- 27	526378	• CAP	2	
- 28	597918	• STUD	1	
- 29	801652	• LABEL	1	A
- 29	5240513	• LABEL	1	B
- 30	5240459	• RESISTOR,FIXED 250HM 25WATT	1	
- 31	5247061	• SHIELD,CAPACITOR	1	
- 32	5247111	• JUMPER,TERMINAL,METAL	1	
- 33	5253844	• SPACER	2	
- 34	5261811	• CHASSIS	1	
- 35	5261812	• BRACKET,MTG	1	
- 36	5261813	• CLAMP	1	
- 37	5261814	• REGULATOR,FERRORESONANT,60CPS	1	A
- 37	5261988	• REGULATOR,FERRORESONANT,50CPS	1	B
- 38	210883	• • STUD,EXT- 6-32 INT EXT THD X 0.900 LG OA	2	
- 39	210884	• • STUD-SHIELD	6	
- 40	522849	• • STRIP,MARKER USED ON ASM 5261988	2	
- 40	2100195	• • STRIP,MARKER USED ON ASM 5261814	2	
- 41	522850	• • TERMINAL BOARD-W/BARR 10DBL SCREW TERM USED ON ASM 5261988	2	
- 41	2100194	• • STRIP,TERMINAL USED ON ASM 5261814	2	

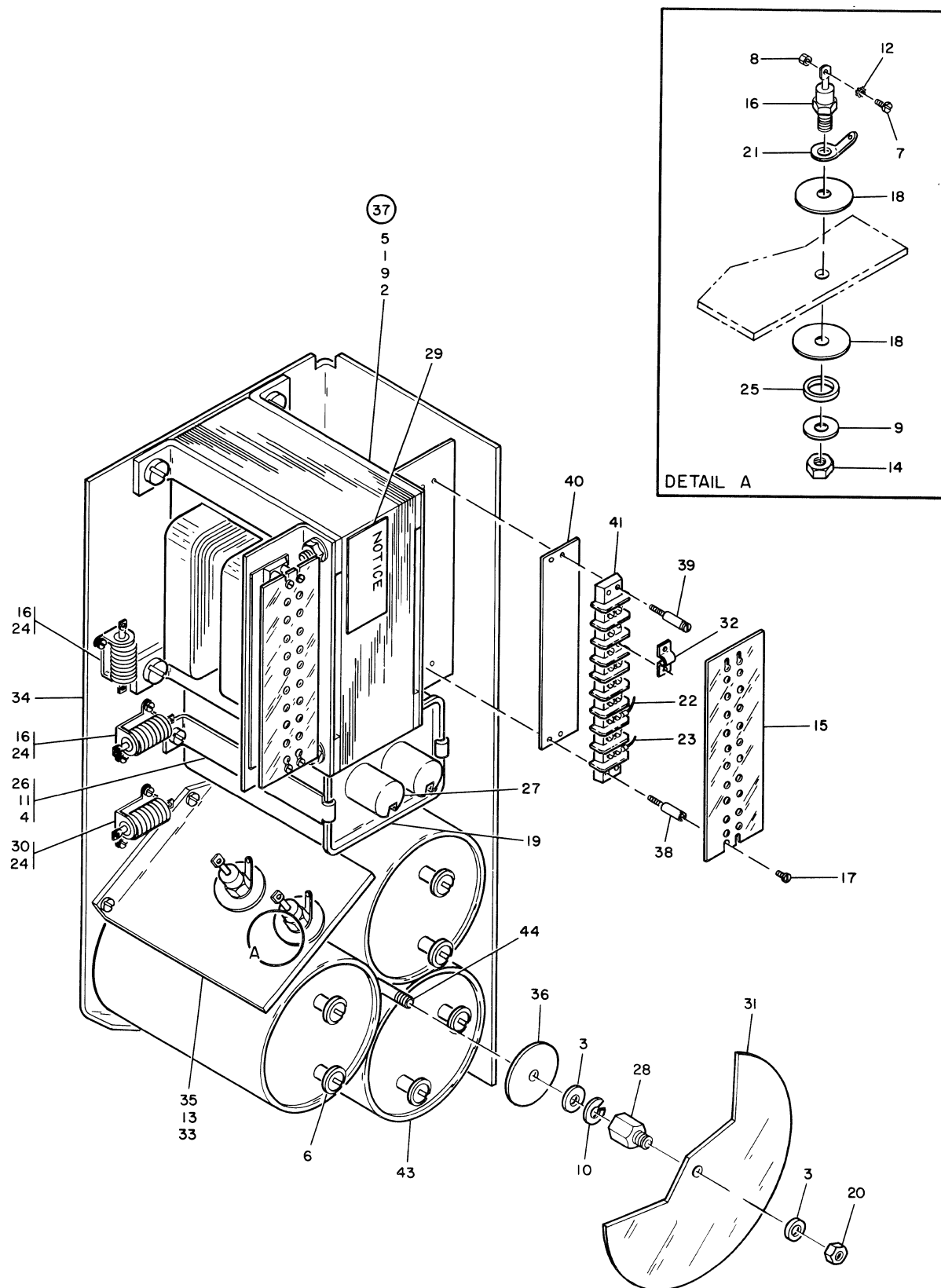


FIGURE 25. POWER SUPPLY ASSEMBLY. SEE LIST 25.

LIST AND INDEX NO.	PART NO.	DESCRIPTION	UNITS PER ASM.	USABLE ON CODE
		1 2 3 4		
		POWER SUPPLY ASSEMBLY -CONT		
25 - 42	5261815	• RESISTOR,100HMS,25W	2	
- 43	5261825	• CAPACITOR,7K MFD,13VDC	3	
- 44	5261951	• SCREW,FLATHEAD,NO 8-32	1	
		CABLE AND JUMPER ASSEMBLY COMPONENT PARTS		
26 -	NO NO.	COMPONENT PARTS, CABLE AND JUMPER ASM SEE FIG. 26 FOR ILLUSTRATION	REF	
- 1	639185	• ADAPTOR-CONNECTOR	AR	
- 2	638031	• STRAIN,RELIEF-104 POS	AR	
- 3	738256	• BLOCK-STRAIN RELIEF,2 MODULE	AR	
- 4	811751	• BLOCK,STRAIN RELIEF	AR	
- 5	813803	• BLOCK,STRAIN RELIEF	AR	
- 6	813804	• BLOCK,STRAIN RELIEF	AR	
- 7	5352960	• STRAIN RELIEF-COAX	AR	
- 7A	5352967	• RELIEF-STRAIN	AR	
- 8	5800610	• CARD ASM	AR	
- 8A	5800620	• CARD ASSEMBLY	AR	
- 8B	5800621	• CARD ASM	AR	
- 8C	5800634	• CARD ASM	AR	
- 8D	5800650	• CARD ASM	AR	
- 8E	5800652	• CARD ASM	AR	
- 8F	5800660	• CARD ASM	AR	
- 9	644058	• CLAMP-CABLE	AR	
- 10	738198	• CLIP	AR	
- 11	738195	• CONNECTOR	AR	
- 12	740549	• CONNECTOR-FEMALE,104 POS	AR	
- 13	811494	• COVER, CROSS OVER HOUSING	AR	
- 14	813549	• COVER	AR	
- 15	811802	• GUIDE	AR	
- 16	811486	• HOUSING-VOLTAGE CROSSOVER	AR	
- 17	813550	• HOUSING	AR	
- 18	811825	• LABEL-CABLE	AR	
- 19	738259	• MODULE	AR	
- 20	740617	• PIN-GUIDE ASM	AR	
- 21	738199	• RETAINER-2 BLOCK	AR	
- 22	740576	• SOCKET	AR	
- 23	761345	• THERMOSWITCH	AR	
- 24	92784	• TERMINAL,LUG-INS 18-20AWG NO.8 MTG HOLE	AR	
- 24A	2101326	• TERMINAL,LUG-INS 10/12AWG NO.10 MTG HOLE	AR	
- 25	186962	• TERMINAL-RING,6 STUD	AR	
- 26	187243	• TERMINAL,LUG-TAPER 20/24AWG 9/16 LG OA	AR	
- 26A	360433	• TERMINAL,QUICK DISCONNECT- 16/18AWG	AR	
- 27	253453	• TERMINAL-RING TONGUE	AR	
- 28	253740	• TERMINAL,LUG-INS 10-12AWG NO.6 MTG HOLE	AR	
- 29	313361	• TERMINAL,LUG-NONINS 20AWG NO.4 MTG SLOT	AR	
- 30	322025	• TERMINAL,LUG-INS 14/16AWG 1/4 MTG HOLE	AR	
- 31	334910	• TERMINAL,LUG-INS 14/16AWG NO. 6 MTG HOLE	AR	
- 31A	334921	• TERMINAL,LUG-INS 16/22AWG NO. 6 MTG HOLE	AR	
- 31B	334932	• TERMINAL,LUG-INS 16/22AWG NO.10 MTG HOLE	AR	
- 31C	360370	• TERMINAL,LUG	AR	
- 32	359695	• TERMINAL,LUG-INS 14/16AWG NO.10 MTG HOLE	AR	
- 33	523267	• TERMINAL,QUICK DISCONNECT- 14/18AWG	AR	
- 34	813195	• TERMINAL-DISCRETE WIRE	AR	

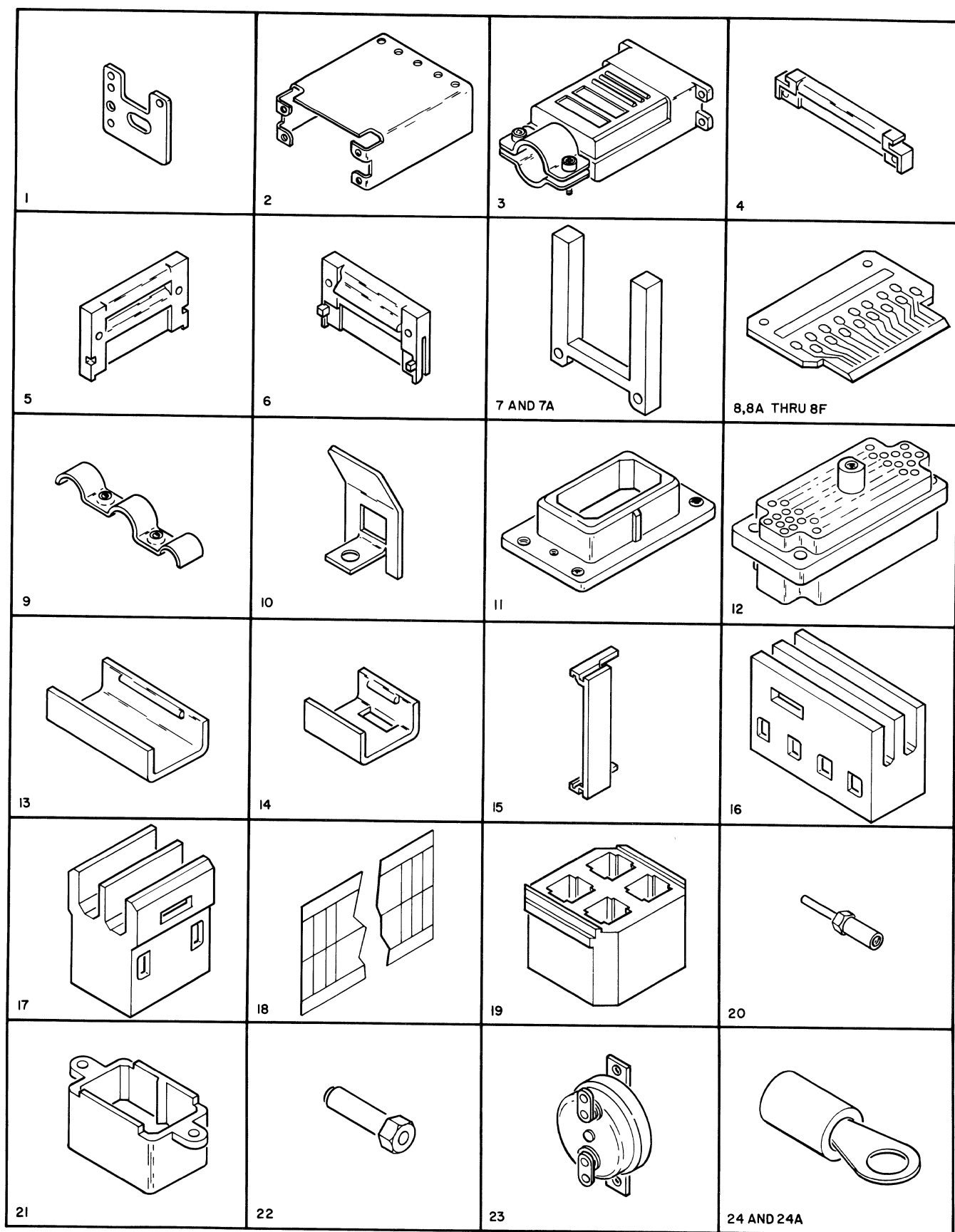


FIGURE 26. CABLE AND JUMPER ASSEMBLY COMPONENT PARTS. SHEET 1 OF 2. SEE LIST 26.

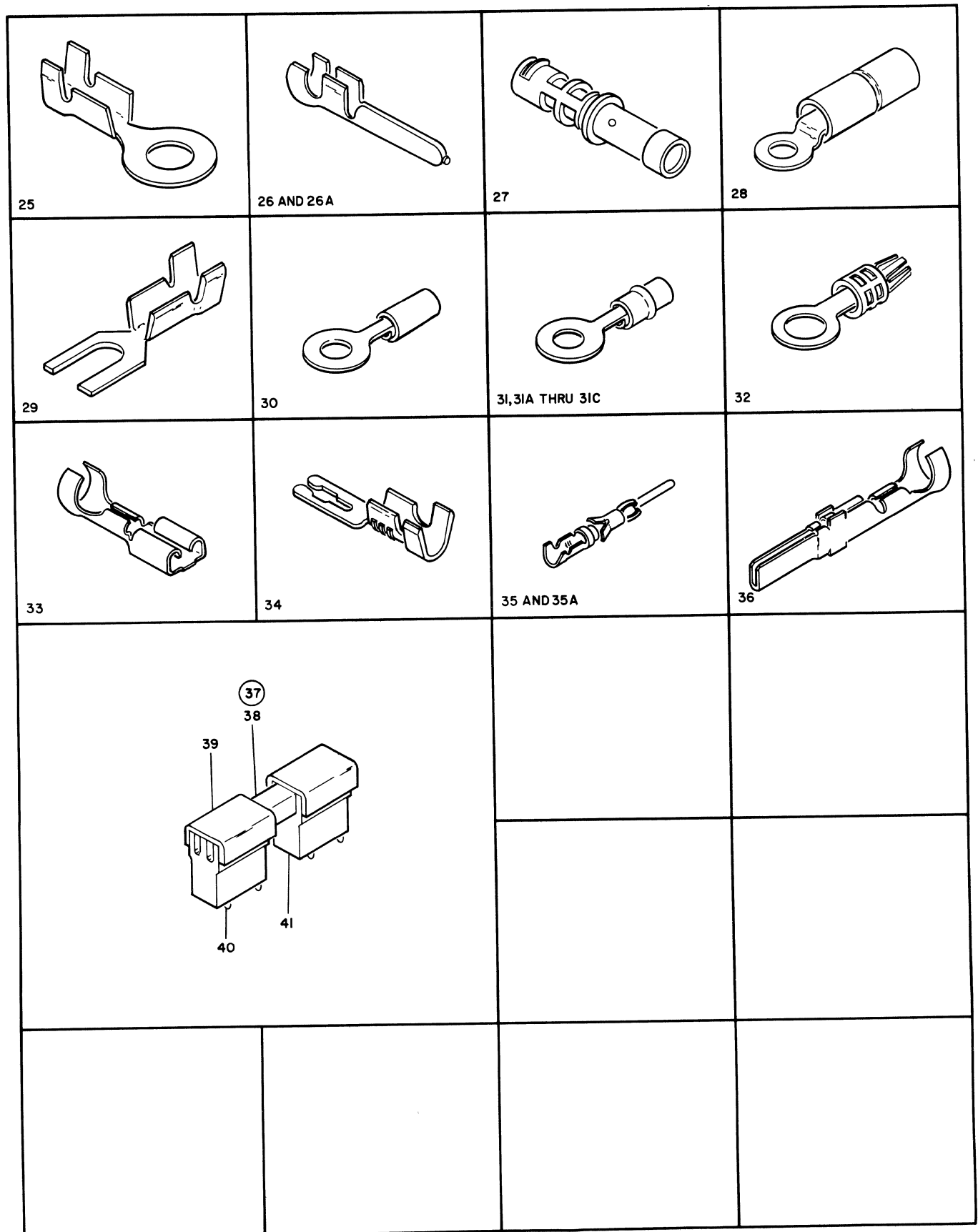


FIGURE 26. CABLE AND JUMPER ASSEMBLY COMPONENT PARTS. SHEET 2 OF 2. SEE LIST 26.

LIST AND INDEX NO.	PART NO.	DESCRIPTION	UNITS PER ASM.	USABLE ON CODE
		1 2 3 4		
		CABLE AND JUMPER ASSEMBLY COMPONENT PARTS -CONT		
26 - 35	2122260	• PIN-CONTACT,AWG 18-16	AR	
- 35A	2127867	• PIN-CONTACT AWG 26-24	AR	
- 36	2192502	• TERMINAL	AR	
- 37	813263	• BUS ASM-MINATURE,2 POS	AR	
- 38	813253	• • BUS-2 POS	1	
- 39	813549	• • COVER	2	
- 40	813681	• • CONTACT	4	
- 41	813703	• • HOUSING	2	
- 42	5353922	• CLAMP	AR	
- 43	2100264	• RELIEF,CABLE STRAIN	AR	
- 44	2162457	• CLAMP, CABLE	AR	
- 45	647487	• CONNECTOR	AR	
- 46	368222	• TERMINAL,LUG-INS 14-16AWG NO.8 MTG SLOT	AR	
- 47	517913	• TERMINAL,QUICK DISCONNECT- 12/18AWG	AR	
- 48	2122258	• PIN-CONTACT MALE 20/22AWG	AR	
		ITEMS 42 THRU 48 NOT ILLUSTRATED		

MOB-1351-0

NUMERICAL INDEX

PART NO.	SECTION, LIST AND INDEX NO.	PART NO.	SECTION, LIST AND INDEX NO.	PART NO.	SECTION, LIST AND INDEX NO.
99	1- 14 - 1	10170-CONT	1- 15B- 2	32042-CONT	1- 25 - 6
232	1- 5 - 1		1- 15C- 3	32617	1- 16A- 2
266	1- 15A- 1		1- 21A- 5	33371	1- 5 -123
	1- 15C- 1		1- 22 - 5		1- 9 - 14
337	1- 21A- 1		1- 24 - 1	34512	1- 2 - 11
632	1- 13 - 5	11598	1- 2 - 8		1- 3 - 10
845	1- 21A- 2		1- 6 - 2		1- 5 - 12
1431	1- 22A- 1		1- 11 - 3		1- 11 - 6
1940	1- 21A- 3		1- 14 - 5		1- 15A- 6
2031	1- 15B- 1		1- 14 - 72B		1- 21 - 2
	1- 15C- 2		1- 15 - 3		1- 22 - 10
2179	1- 5 - 2		1- 15A- 3	35739	1- 5 - 13
2863	1- 14 - 78		1- 15A- 83		1- 14 - 7
2865	1- 23 - 28		1- 15C- 4		1- 14 - 87
3550	1- 2 - 1		1- 21A- 6		1- 21A- 9
	1- 3 - 1		1- 22 - 6		1- 22 - 11
	1- 5 - 3		1- 25 - 2		1- 25 - 7
	1- 21 - 24		1- 2 - 8A	36776	1- 22 - 12
	1- 25 - 1	12194	1- 5 -155	37913	1- 11 - 7
3803	1- 22 - 1	12552	1- 3 - 6	38051	1- 25 - 8
3916	1- 5 - 4	12954	1- 23 - 1	38092	1- 14 - 8
3960	1- 2 - 2	19587	1- 3 - 7	38235	1- 11 - 8
	1- 14 - 2	19944	1- 2 - 79		1- 15A- 7
4327	1- 9 - 10	20243	1- 5 - 10		1- 22 - 13
4569	1- 2 - 3	22066	1- 0 - 4	38261	1- 4 - 11
4636	1- 22A- 2	22478	1- 2 - 9	38351	1- 15 - 5
4701	1- 3 - 2		1- 2 - 94		1- 15A- 8
5528	1- 3 - 3		1- 3 - 8	38353	1- 5 - 65
	1- 5 - 5		1- 4 - 1	38383	1- 15A- 9
	1- 11 - 1		1- 5 - 11	38433	1- 16 - 1
5677	1- 3 - 4		1- 11 - 4		1- 16A- 3
	1- 14 - 72A		1- 22 - 7	38443	1- 11 - 9
	1- 15A- 82		1- 22A- 3	38454	1- 14 - 9
	1- 22 - 2		1- 25 - 3	38710	1- 3 - 98
6364	1- 2 - 4	22547	1- 5 -112	42026	1- 22A- 5
	1- 5 - 6	22867	1- 5 -156	45114	1- 2 - 12
	1- 5 - 64	23141	1- 2 - 9A	45642	1- 22A- 6
	1- 9 - 1		1- 11 - 5	45644	1- 22A- 7
	1- 14 - 86	23815	1- 22A- 4	45690	1- 2 - 13
6935	1- 22 - 3	24752	1- 22 - 8		1- 3 - 11
	1- 2 - 5	25627	1- 0 - 5		1- 6 - 3
	1- 5 - 7		1- 2 - 95		1- 14 - 10
9092	1- 2 - 6		1- 12 - 2		1- 15 - 6
	1- 5 - 8		1- 13 - 1		1- 15A- 10
	1- 6 - 1		1- 15 - 4		1- 16 - 2
	1- 14 - 3		1- 21 - 1		1- 16A- 4
	1- 15 - 1		1- 25 - 4		1- 25 - 9
	1- 21A- 4	25891	1- 25 - 5	47987	1- 3 - 99
	1- 22 - 4	28413	1- 3 - 9	48594	1- 3 - 12
10170	1- 2 - 7		1- 15A- 4		1- 3 - 39
	1- 2 - 46		1- 15B- 3		1- 5 - 13A
	1- 3 - 5		1- 15C- 5	52522	1- 5 - 14
	1- 5 - 9	32042	1- 2 - 10	52523	1- 15A- 11
	1- 7 - 1		1- 14 - 6		1- 22 - 14
	1- 9 - 2		1- 14 - 74	55726	1- 2 - 14
	1- 11 - 2		1- 14 - 79		1- 2 - 89
	1- 12 - 1		1- 15A- 5		1- 4 - 2
	1- 14 - 4		1- 16A- 1		1- 11 - 10
	1- 15 - 2		1- 21A- 7		1- 13 - 2
	1- 15A- 2		1- 22 - 9		1- 15A- 12

PART NO.	SECTION, LIST AND INDEX NO.
55726-CONT	1- 22 - 15
55901	1- 2 - 15
	1- 5 - 14A
	1- 21A- 10
	1- 22 - 16
55918	1- 25 - 10
	1- 3 - 13
	1- 5 - 15
56079	1- 21A- 11
	1- 2 - 16
	1- 3 - 14
	1- 14 - 11
	1- 15A- 13
56722	1- 25 - 11
	1- 3 - 15
	1- 21A- 12
	1- 22 - 17
	1- 24 - 2
58207	1- 25 - 12
	1- 14 - 12
	1- 15A- 14
	1- 21A- 13
	1- 22 - 18
	1- 25 - 13
59647	1- 15A- 15
60489	1- 5 - 157
60646	1- 22 - 19
	1- 22A- 8
72965	1- 22A- 9
73431	1- 22A- 10
75449	1- 15A- 16
76574	1- 14 - 13
76655	1- 22A- 11
76659	1- 22A- 12
76661	1- 22A- 13
76666	1- 22A- 14
76669	1- 22A- 15
76725	1- 21A- 14
	1- 22 - 20
	1- 22A-REF
76729	1- 22A- 16
76845	1- 22A- 17
78916	1- 15A- 17
	1- 15C- 6
80817	1- 3 - 89
81693	1- 2 - 16A
	1- 3 - 16
	1- 3 - 65
	1- 5 - 16
	1- 7 - 2
	1- 8 - 1
	1- 14 - 14
	1- 15 - 7
	1- 15A- 18
	1- 16A- 5
	1- 20 - 1
	1- 22 - 21
	1- 24 - 3
83687	1- 22A- 18
92157	1- 16 - 3
	1- 16A- 6
92784	1- 22 - 100
	1- 26 - 24
101807	1- 5 - 17
103670	1- 23 - 29
104294	1- 24 - 4
104613	1- 5 - 18
	1- 7 - 3
	1- 9 - 3
	1- 21 - 3
104615	1- 21A- 15
	1- 22 - 22
104696	1- 3 - 50
	1- 5 - 167
104697	1- 3 - 51
104699	1- 3 - 52
104701	1- 3 - 53
	1- 3 - 100
105792	1- 2 - 80
105826	1- 23 - 2

PART NO.	SECTION, LIST AND INDEX NO.
105832	1- 23 - 3
105835	1- 23 - 4
107177	1- 23 - 5
109872	1- 21A- 16
110029	1- 3 - 66
	1- 5 - 19
	1- 7 - 4
	1- 8 - 2
	1- 9 - 4
	1- 20 - 2
111257	1- 22 - 23
111262	1- 22 - 24
115552	1- 23 - 6
115971	1- 22 - 25
117403	1- 21A- 17
	1- 22 - 26
120837	1- 23 - 7
120924	1- 23 - 8
120925	1- 23 - 9
120926	1- 23 - 10
120942	1- 23 - 11
121011	1- 23 - 12
121839	1- 23 - 13
122311	1- 23 - 14
122639	1- 2 - 81
123070	1- 15 - 8
124138	1- 22A- 19
124631	1- 2 - 82
124943	1- 21A- 18
	1- 24 - 22
124987	1- 3 - 17
125145	1- 14 - 88
125872	1- 23 - 15
125877	1- 23 - 16
127702	1- 15A- 19
129654	1- 5 - 90
130434	1- 2 - 17
138298	1- 5 - 20
138754	1- 21A- 19
	1- 22 - 27
138755	1- 14 - 15
140425	1- 16 - 4
	1- 16A- 7
141964	1- 23 - 17
141967	1- 23 - 18
141969	1- 23 - 19
141971	1- 23 - 20
141981	1- 23 - 21
147297	1- 22A- 20
149695	1- 5 - 21
149704	1- 14 - 16
	1- 15A- 20
149897	1- 4 - 3
	1- 12 - 3
149908	1- 5 - 22
151598	1- 21A- 20
156364	1- 3 - 67
	1- 5 - 23
	1- 5 - 158
	1- 7 - 5
	1- 8 - 3
	1- 9 - 5
	1- 12 - 4
	1- 20 - 3
156909	1- 23 - 22
160017	1- 21 - 25
	1- 25 - 14
165594	1- 23 - 23
165595	1- 23 - 24
169004	1- 21A- 21
170202	1- 24 - 5
170215	1- 14 - 17
	1- 15A- 21
170226	1- 22 - 28
171485	1- 14 - 80
172999	1- 14 - 81
173218	1- 23 - 25
173706	1- 21A- 22
	1- 22 - 29
179946	1- 21A- 23

PART NO.	SECTION, LIST AND INDEX NO.
179946-CONT	1- 22 - 30
180528	1- 2 - 83
183841	1- 5 - 24
183848	1- 2 - 84
186758	1- 14 - 18
	1- 21A- 24
186759	1- 5 - 25
	1- 14 - 19
	1- 15B- 4
	1- 22 - 31
186797	1- 22 - 76
186923	1- 12 - 37
	1- 21 - 4
186927	1- 12 - 5
186936	1- 2 - 18
186943	1- 21A- 25
186962	1- 26 - 25
187243	1- 2 - 34
	1- 4 - 7
	1- 5 - 76
	1- 5 - 95
	1- 6 - 19
	1- 12 - 54
	1- 13 - 10
	1- 13 - 16
	1- 13 - 19
	1- 15 - 29
	1- 16A- 25
	1- 26 - 26
187475	1- 15 - 9
187491	1- 25 - 15
187736	1- 25 - 15
189844	1- 23 - 26
191431	1- 3 - 18
194579	1- 21A- 67A
196833	1- 17 - 1
	1- 17A- 1
205331	1- 2 - 19
	1- 22 - 32
206560	1- 14 - 20
	1- 15A- 22
207293	1- 15A- 23
207344	1- 25 - 16
207382	1- 22 - 33
208227	1- 22 - 34
208238	1- 21A- 26
208287	1- 21A- 61A
208529	1- 11 - 11
210873	1- 22 - 35
210883	1- 3 - 19
	1- 15 - 10
	1- 21A- 27
	1- 22 - 36
	1- 24 - 6
	1- 25 - 38
210884	1- 3 - 20
	1- 15 - 11
	1- 21A- 28
	1- 22 - 37
	1- 24 - 7
	1- 25 - 39
210984	1- 3 - 20A
	1- 15 - 12
	1- 21A- 29
	1- 22 - 77
	1- 25 - 17
210985	1- 22 - 78
210986	1- 22 - 79
210987	1- 22 - 38
213693	1- 22 - 85B
216128	1- 5 - 82
216362	1- 24 - 8
216427	1- 21 - 26
216463	1- 16A- 26
216797	1- 16 - 5
	1- 16A- 8
217017	1- 25 - 18
219616	1- 14 - 42
	1- 15C- 7
219633	1- 11 - 12

PART NO.	SECTION, LIST AND INDEX NO.
221790	1- 14 - 21 1- 15B- 5 1- 15C- 8 1- 21A- 30 1- 22 - 39
222069	1- 21 - 27
222836	1- 2 - 85
222837	1- 2 - 86
223355	1- 25 - 19
225574	1- 3 - 57
225859	1- 5 - 26
226162	1- 5 - 27
228093	1- 11 - 13
228391	1- 21A- 31
233355	1- 5 - 113
234341	1- 3 - 21
236550	1- 5 - 66 1- 15 - 13
236849	1- 2 - 20 1- 14 - 22 1- 15A- 24
238364	1- 5 - 28
250525	1- 2 - 21
250627	1- 2 - 22 1- 12 - 6
251820	1- 3 - 22 1- 5 - 29 1- 9 - 6
251970	1- 22 - 40
252592	1- 22 - 41
253219	1- 21A- 32
253220	1- 15 - 14
253453	1- 26 - 27
253740	1- 26 - 28
257079	1- 15A- 25 1- 21A- 33 1- 22 - 42
257080	1- 21A- 34 1- 22 - 43
257186	1- 5 - 30
257187	1- 2 - 23 1- 3 - 23 1- 5 - 31 1- 15 - 15 1- 21A- 35 1- 22 - 44 1- 24 - 9
257189	1- 0 - 6 1- 2 - 24 1- 2 - 96 1- 5 - 32 1- 21A- 36 1- 25 - 20
257616	1- 14 - 23
257957	1- 5 - 33
257958	1- 4 - 4 1- 12 - 7 1- 11 - 14
257982	1- 3 - 101
257984	1- 11 - 15
257985	1- 6 - 4 1- 11 - 16 1- 12 - 8 1- 21 - 5
257986	1- 2 - 25 1- 2 - 47 1- 3 - 24 1- 5 - 34 1- 6 - 5 1- 11 - 17 1- 12 - 9 1- 14 - 24 1- 15A- 26
261853	1- 21A- 37
264054	1- 12 - 10
265059	1- 22 - 45
284424	1- 16A- 9
301750	1- 22 - 46
302088	1- 3 - 26 1- 15 - 17

PART NO.	SECTION, LIST AND INDEX NO.
302088-CONT	1- 15A- 28 1- 15C- 10 1- 22 - 48
302089	1- 3 - 27 1- 15 - 18 1- 15A- 29 1- 15C- 11 1- 22 - 49
302090	1- 3 - 25 1- 15 - 16 1- 15A- 27 1- 15C- 9 1- 22 - 47
302131	1- 3 - 28 1- 15 - 19 1- 15A- 30 1- 15C- 12 1- 22 - 50
303217	1- 5 - 67
303679	1- 22 - 51
305048	1- 5 -103
308341	1- 22 - 96
312450	1- 3 - 29
312477	1- 21A- 38 1- 22 - 52
313361	1- 26 - 29
317082	1- 21 - 28
317128	1- 15A- 31
317173	1- 22 - 53
317310	1- 24 - 10
317367	1- 22 - 54
317485	1- 22 - 55
319886	1- 5 - 35
320167	1- 22 - 85A 1- 22 - 97
320456	1- 21A- 39
322025	1- 26 - 30
322029	1- 14 - 25 1- 15A- 32
322065	1- 4 - 5 1- 6 - 6 1- 11 - 18 1- 12 - 11 1- 22 - 56
322550	1- 2 - 25A 1- 3 - 90 1- 5 - 36 1- 10 - 1 1- 11 - 19 1- 12 - 12 1- 14 - 26 1- 15A- 33
322551	1- 12 - 13
322765	1- 21 - 29 1- 25 - 21 1- 21A- 40
322767	1- 22 - 57
323839	1- 3 - 30
323841	1- 16A- 10
324999	1- 14 - 27
325279	1- 22 - 58
325985	1- 22 - 59
327922	1- 3 - 68
328037	1- 5 - 37 1- 7 - 6 1- 8 - 4 1- 9 - 7 1- 20 - 4
332550	1- 14 - 28
332620	1- 2 - 26 1- 14 - 29 1- 15A- 34 1- 21A- 41 1- 3 - 31
332747	1- 5 - 38
332922	1- 5 - 83
333182	1- 21A- 42
334281	1- 21A- 66A
334910	1- 25 - 22 1- 26 - 31

PART NO.	SECTION, LIST AND INDEX NO.
334921	1- 2 - 27 1- 21A- 67B 1- 22 - 107A 1- 26 - 31A 334932 1- 21A- 61B 1- 26 - 31B 336151 1- 5 - 39 336214 1- 5 - 114 336217 1- 5 - 40 336218 1- 5 - 41 336249 1- 2 - 90 336263 1- 5 - 159 336321 1- 5 - 160 336673 1- 2 - 91 336688 1- 2 - 91A 337213 1- 22 - 60 338169 1- 22 - 61 350665 1- 22 - 62 350886 1- 22 - 63 356742 1- 13 - 3 359695 1- 21A- 66B 1- 25 - 23 1- 26 - 32 360370 1- 3 - 91 1- 26 - 31C 360433 1- 2 - 75A 1- 15 - 25 1- 15C- 16 1- 22 - 109 1- 26 - 26A 363188 1- 13 - 11 1- 21 - 37 364156 1- 7 1- 3 - 116 364385 1- 5 - 42 365323 1- 15 - 20 367115 1- 15 - 21 1- 21A- 43 1- 22 - 64 367182 1- 16 - 6 1- 16A- 11 368222 1- 26 - 46 369118 1- 5 - 79 369207 1- 22 - 66 369307 1- 22 - 108 369385 1- 5 - 42A 369675 1- 4 - 8 1- 13 - 17 372688 1- 24 - 11 418835 1- 21A- 44 1- 22 - 67 435599 1- 22 - 110 438548 1- 21 - 35 1- 22 - 68 1- 25 - 24 438549 1- 14 - 30 1- 21 - 6 438550 1- 3 - 32 1- 15C- 13 1- 22 - 69 438552 1- 6 - 7 1- 11 - 20 438554 1- 8 1- 3 - 117 1- 5 - 43 438566 1- 22 - 70 438567 1- 5 - 44 438586 1- 12 - 14 438589 1- 5 - 45 438592 1- 22 - 71 441091 1- 22 - 72 443880 1- 2 - 48 443881 1- 2 - 37 1- 2 - 49 443967 1- 2 - 38 1- 2 - 50 444270 1- 2 - 28 1- 14 - 31 1- 15A- 35 451125 1- 2 - 87

PART NO.	SECTION, LIST AND INDEX NO.
460531	1- 22 - 73
471715	1- 22 - 74
473592	1- 25 - 25
474644	1- 24 - 23
477202	1- 25 - 19
480444	1- 22 - 75
480657	1- 2 - 29
483327	1- 14 - 32
507796	1- 21 - 30
508033	1- 2 - 30
511522	1- 3 - 33
511553	1- 22 - 82
512426	1- 22 - 83
512663	1- 3 - 92
516919	1- 22 - 84
517913	1- 21A- 45
	1- 21A- 46
	1- 21A- 66C
	1- 26 - 47
518163	1- 22 - 85
522849	1- 25 - 40
522850	1- 25 - 41
523250	1- 14 - 33
523267	1- 26 - 33
523269	1- 22 - 86
524854	1- 21A- 47
	1- 22 - 87
524928	1- 25 - 26
526341	1- 21A- 48
526378	1- 21A- 49
	1- 22 - 88
	1- 25 - 27
527916	1- 22 - 89
553380	1- 22 - 90
55340C	1- 22 -101
555430	1- 2 - 31
588396	1- 22 - 91
596757	1- 15 - 32
597215	1- 14 - 34
	1- 15A- 36
597216	1- 3 - 34
597344	1- 14 - 82
597347	1- 14 - 75
597364	1- 2 - 75B
597918	1- 25 - 28
598343	1- 21A- 50
598479	1- 21A- 51
600395	1- 15C- 14
600560	1- 21A- 52
601333	1- 17 - 2
	1- 17A- 2
601421	1- 22 - 92
602172	1- 5 - 47
602173	1- 5 -168
602185	1- 5 - 46
602196	1- 5 - 48
602238	1- 5 - 49
602249	1- 5 - 91
602372	1- 11 - 39
602488	1- 1 - 31
602489	1- 11 - 21
603703	1- 5 - 84
603846	1- 5 - 92
603847	1- 5 - 86
603848	1- 5 - 87
603849	1- 5 - 88
603850	1- 5 - 85
603857	1- 5 - 89
607096	1- 5 - 50
	1- 5 - 54
607206	1- 5 - 51
607215	1- 5 - 52
607216	1- 5 - 53
608002	1- 11 - 22
609149	1- 22 - 93
	1- 23 -REF
609150	1- 23 - 30
609151	1- 23 - 27
609391	1- 22 -111
609417	1- 22 - 95

PART NO.	SECTION, LIST AND INDEX NO.
609549	1- 14 - 35
	1- 15A- 37
609551	1- 2 - 32
609687	1- 14 - 83
609780	1- 5 - 56
610060	1- 21A- 53
	1- 22 - 98
611812	1- 3 - 78
	1- 5 -142
612089	1- 3 - 40
612107	1- 12 - 25
612203	1- 5 - 61
	1- 5 -169
612218	1- 5 -127
	1- 5 -132
612223	1- 5 -124
612224	1- 5 - 57
612239	1- 5 - 58
612318	1- 4 - 24
612507	1- 12 - 38
612515	1- 5 - 80
612516	1- 5 - 77
612517	1- 5 - 78
612524	1- 7 - 12
612630	1- 12 - 15
612639	1- 12 - 16
612759	1- 5 - 68
612780	1- 3 - 43
612781	1- 5 -143
612868	1- 3 - 44
612892	1- 3 - 36
612893	1- 3 - 35
612933	1- 5 - 69
612935	1- 5 -107
612936	1- 5 -108
612937	1- 5 -109
612996	1- 5 - 59
612999	1- 3 -102
	1- 14 - 36
613875	1- 5 - 55
	1- 5 - 59A
	1- 21 - 7
615354	1- 2 - 33
626422	1- 2 - 51
626587	1- 21A- 54
626713	1- 1 - 32
626718	1- 1 - 30
626725	1- 2 - 36
626754	1- 2 - 39
626755	1- 2 - 40
626773	1- 14 - 37
	1- 15A- 38
626775	1- 21A- 55
626798	1- 4 - 6
627516	1- 1 - 5
	1- 1 - 11
	1- 1 - 16
	1- 1 - 22
	1- 1 - 27
	1- 14 - 57
	1- 14 - 60
	1- 15A- 49
	1- 15A- 52
627687	1- 2 - 45
627688	1- 2 - 41
	1- 2 - 52
627695	1- 4 - 9
627711	1- 2 - 42
	1- 2 - 53
627739	1- 5 -126
	1- 5 -131
628493	1- 3 - 93
628937	1- 2 - 54
628938	1- 2 - 43
	1- 2 - 55
630143	1- 22 - 99
634331	1- 22 -102
634332	1- 22 -103
634349	1- 17 - 3
	1- 17A- 3

PART NO.	SECTION, LIST AND INDEX NO.
634364	1- 15A- 39
634366	1- 15A- 40
634386	1- 22 -105
634401	1- 17A- 5
634403	1- 22 -104
634475	1- 22 -106
638028	1- 21 - 8
638031	1- 26 - 2
638072	1- 4 - 10
638073	1- 4 - 12
638074	1- 4 - 13
638085	1- 15 - 22
638129	1- 5 - 60
638132	1- 12 - 17
	1- 21 - 9
638142	1- 5 - 62
638184	1- 5 - 63
638242	1- 21 - 10
638243	1- 21 - 36
638248	1- 21 - 11
638249	1- 21 - 42
638252	1- 21 - 12
638256	1- 21 - 13
638257	1- 21 - 14
638258	1- 21 - 15
638259	1- 21 - 16
638261	1- 21 - 17
638262	1- 21 - 18
638264	1- 3 - 37
	1- 4 -REF
638265	1- 4 - 14
638267	1- 4 - 15
638268	1- 4 - 16
638269	1- 4 - 17
638270	1- 4 - 18
638273	1- 4 - 19
638274	1- 4 - 20
638275	1- 4 - 21
638276	1- 4 - 22
638277	1- 4 - 23
638278	1- 4 - 25
638280	1- 4 - 26
638281	1- 4 - 27
638299	1- 5 -170
638300	1- 5 - 70
638301	1- 5 - 71
638302	1- 5 - 72
638303	1- 5 - 73
638410	1- 21 - 19
638496	1- 12 - 18
638509	1- 5 -119A
	1- 5 -120A
638533	1- 21 - 20
638553	1- 12 - 19
638632	1- 12 - 20
	1- 21 - 21
638720	1- 13 - 12
638721	1- 13 - 13
638767	1- 6 - 17
	1- 12 - 52
638768	1- 6 - 20
	1- 12 - 55
638873	1- 12 - 22
638901	1- 5 - 75
638960	1- 2 - 57
639028	1- 2 - 58
639096	1- 21 - 40
639121	1- 21 - 39
639122	1- 21 - 38
639125	1- 21 - 31
639126	1- 21 - 41
639127	1- 21 - 43
639130	1- 12 - 21
	1- 21 - 22
639155	1- 17 - 5
	1- 18 - 1
639158	1- 17 - 7
	1- 17A- 7
639161	1- 5 - 81
639176	1- 5 -145

PART NO.	SECTION, LIST AND INDEX NO.
639178	1- 17 - 9
	1- 17A- 9
639179	1- 17 - 11
	1- 17A- 11
639185	1- 26 - 1
639192	1- 10 - 7
639215	1- 21 - 23
639224	1- 2 - 59
639230	1- 15 - 23
639290	1- 21A- 57
	1- 22 -107
639312	1- 15 - 24
	1- 15C- 15
639333	1- 21A- 58
	1- 22 -112
639353	1- 15 - 27
	1- 15A- 41
639354	1- 15 - 28
639966	1- 21 - 32
639993	1- 2 - 88
640123	1- 4 - 28
641594	1- 16 - 7
	1- 16A- 12
641636	1- 5 - 93
641641	1- 5 - 98
641817	1- 5 - 94
641818	1- 5 - 97
641819	1- 5 - 96
641882	1- 5 -144
641883	1- 5 -146
642060	1- 12 - 26
642061	1- 12 - 27
642062	1- 12 - 28
642063	1- 12 - 23
642064	1- 12 - 29
642065	1- 12 - 30
642067	1- 12 - 24
642086	1- 12 - 31
642090	1- 13 - 4
642091	1- 13 - 6
642092	1- 13 - 14
642104	1- 13 - 9
642105	1- 12 - 32
	1- 13 -REF
642127	1- 15 - 37
642128	1- 15 - 33
642129	1- 15 - 31
642130	1- 15 - 35
642131	1- 14 - 76
	1- 14 - 89
642132	1- 15 - 38
642133	1- 15 - 36
642159	1- 15 - 40
642195	1- 13 - 7
642196	1- 13 - 8
642197	1- 13 - 15
642198	1- 13 - 18
642199	1- 13 - 20
642225	1- 12 - 33
642242	1- 19A-REF
642338	1- 14 - 38
642358	1- 12 - 34
642377	1- 14 - 39
	1- 15A- 42
642745	1- 14 - 40
	1- 15A- 43
642765	1- 22 -113
642766	1- 21A- 59
642767	1- 21A- 60
642778	1- 0 - 9
	1- 14 - 73
642779	1- 0 - 9
	1- 14 - 85
642797	1- 16 - 8
	1- 16A- 13
642798	1- 16 - 9
	1- 16A- 14
644000	1- 2 - 60
	1- 3 -REF
644001	1- 2 - 61

PART NO.	SECTION, LIST AND INDEX NO.
644001-CONT	1- 14 -REF
644002	1- 0 - 2
	1- 2 -REF
644003	1- 0 - 2
	1- 2 - 78
644005	1- 0 - 1
644006	1- 0 - 1
	1- 1 - 29
644007	1- 0 - 1
644008	1- 0 - 1
	1- 1 - 29
644009	1- 0 - 1
644010	1- 0 - 1
	1- 1 - 29
644011	1- 0 - 1
644012	1- 0 - 1
	1- 1 - 29
644013	1- 0 - 2
	1- 2 - 77
	1- 17 -REF
644014	1- 0 - 2
	1- 2 - 77
	1- 18 -REF
644015	1- 0 - 2
	1- 2 - 77
	1- 19 -REF
644017	1- 5 -104
644019	1- 5 - 99
644020	1- 5 -100
644021	1- 5 -101
644022	1- 5 -110
644024	1- 5 -102
644025	1- 5 -105
644027	1- 5 -106
644028	1- 5 -115
644029	1- 5 -111
644030	1- 5 -116
644031	1- 3 - 38
644032	1- 3 - 41
644033	1- 3 - 42
644036	1- 3 - 45
644045	1- 15A- 44
644052	1- 14 - 41
644055	1- 14 - 43
644057	1- 3 -103
644058	1- 26 - 9
644059	1- 14 - 44
644060	1- 14 - 45
644069	1- 2 - 62
644070	1- 3 -104
644071	1- 3 -105
644072	1- 3 -106
644073	1- 10 - 2
644074	1- 2 - 63
644075	1- 2 - 64
644076	1- 2 - 92
644077	1- 10 - 3
644078	1- 6 - 8
644080	1- 12 - 41
644082	1- 2 - 65
644083	1- 5 -117
644084	1- 11 - 60
644085	1- 11 - 61
644086	1- 11 - 23
644087	1- 11 - 24
644088	1- 11 - 30
644089	1- 14 - 46
644090	1- 5 -118
644091	1- 5 -120
644092	1- 11 - 25
644093	1- 11 - 31
644095	1- 12 - 44
644096	1- 12 - 35
644097	1- 12 - 39
644098	1- 12 - 40
644099	1- 12 - 36
644100	1- 3 - 46
	1- 5 -REF
644102	1- 3 - 47
644103	1- 3 - 48

PART NO.	SECTION, LIST AND INDEX NO.
644107	1- 5 -122
644109	1- 5 -129
644116	1- 3 - 54
644118	1- 3 - 49
644122	1- 3 - 69
	1- 7 - 7
644124	1- 3 - 56
644125	1- 3 - 59
644126	1- 10 - 8
644127	1- 3 - 58
644130	1- 3 - 64
644131	1- 3 - 76
	1- 7 -REF
644134	1- 5 -125
644135	1- 5 -128
644136	1- 5 -130
644137	1- 5 -133
644139	1- 3 - 77
644140	1- 7 - 8
644142	1- 7 - 9
644143	1- 3 - 70
644144	1- 3 - 71
	1- 8 - 5
	1- 20 - 5
644145	1- 13 -
	1- 3 - 72
	1- 3 -120
	1- 9 - 8
644146	1- 3 - 73
644147	1- - 10
	1- 3 -118
	1- 20 -REF
644148	1- 8 - 6
	1- 20 - 6
644149	1- 8 - 8
	1- 20 - 8
644150	1- 8 - 9
	1- 20 - 9
644151	1- 8 - 10
	1- 20 - 10
644152	1- 3 - 79
	1- 8 -REF
644156	1- 3 - 75
	1- 9 - 23
644157	1- 5 -178
	1- 8 - 7
	1- 8 - 12
	1- 20 - 7
	1- 20 - 12
644169	1- 9 - 9
644170	1- 9 - 11
644171	1- 9 - 12
644172	1- 9 - 13
644173	1- 9 - 15
644174	1- 9 - 16
644181	1- 3 - 60
644182	1- 3 - 61
644183	1- 3 - 62
644185	1- 9 - 17
644187	1- 10 - 4
644188	1- 11 - 36
644189	1- 2 - 66
644191	1- - 11
	1- 3 -119
644192	1- 11 - 37
644193	1- 3 - 80
644195	1- 3 - 81
644199	1- 11 - 38
644200	1- 10 - 5
644201	1- 3 - 82
644204	1- 9 - 18
644205	1- 9 - 19
644206	1- 3 - 83
	1- 9 -REF
644207	1- 9 - 20
644208	1- 11 - 40
644209	1- 10 - 9
644210	1- 10 - 6
644211	1- 10 - 10
644212	1- 11 - 41

PART NO.	SECTION, LIST AND INDEX NO.
644213	1- 0 - 10
	1- 3 -118
	1- 20 -REF
644215	1- 3 - 55
644217	1- 3 - 84
644220	1- 10 - 11
644221	1- 10 - 12
644222	1- 3 - 85
644223	1- 3 - 86
644224	1- 11 - 42
644230	1- 11 - 26
644231	1- 11 - 27
	1- 11 - 32
644232	1- 11 - 28
	1- 11 - 33
644235	1- 11 - 34
644237	1- 3 - 87
644240	1- 9 - 21
644243	1- 10 - 15
644244	1- 11 - 43
644245	1- 11 - 44
644246	1- 11 - 45
644249	1- 11 - 46
644250	1- 11 - 47
644251	1- 11 - 48
644252	1- 11 - 49
644253	1- 11 - 51
644254	1- 11 - 52
644255	1- 11 - 50
644256	1- 10 - 13
644257	1- 10 - 14
644261	1- 3 - 94
644264	1- 3 - 63
644269	1- 0 - 7
	1- 0 - 11
	1- 3 -116
	1- 3 -119
644270	1- 11 - 53
644272	1- 10 - 16
644280	1- 8 - 11
644283	1- 20 - 11
644284	1- 3 - 74
	1- 9 - 22
644285	1- 5 -161
644286	1- 5 -162
644287	1- 5 -134
644288	1- 5 -163
644289	1- 5 -135
644290	1- 5 -136
644292	1- 5 -137
644293	1- 20 - 11
644294	1- 5 -138
644295	1- 0 - 12
	1- 5 -177
644296	1- 0 - 12
	1- 0 - 13
	1- 3 -120
	1- 5 -177
644297	1- 7 - 10
	1- 21 - 33
644298	1- 7 - 11
644300	1- 5 -139
644301	1- 5 -140
644303	1- 5 -164
644304	1- 5 -165
644305	1- 9 - 25
644306	1- 9 - 24
644307	1- 0 - 14
	1- 3 -121
	1- 21 -REF
644308	1- 3 - 88
644309	1- 21 - 34
644311	1- 0 - 15
	1- 3 -122
644313	1- 5 -141
644314	1- 5 -148
644315	1- 5 -151
644316	1- 5 -150
644317	1- 3 - 96
	1- 10 -REF

PART NO.	SECTION, LIST AND INDEX NO.
644318	1- 3 - 97
644320	1- 3 -107
	1- 11 -REF
644322	1- 5 -147
644323	1- 5 -149
644324	1- 5 -152
644325	1- 5 -153
644327	1- 3 -108
644328	1- 3 -109
644329	1- 11 - 54
644330	1- 3 -110
644331	1- 3 -111
644332	1- 11 - 55
644333	1- 11 - 56
644334	1- 11 - 59
644335	1- 11 - 62
644338	1- 5 -154
644339	1- 5 -121
644340	1- 5 -119
644342	1- 11 - 57
644343	1- 11 - 58
644348	1- 5 -166
644349	1- 5 -171
644350	1- 5 -172
	1- 6 -REF
644351	1- 6 - 10
644352	1- 6 - 11
644353	1- 6 - 12
644354	1- 6 - 13
644356	1- 6 - 9
644357	1- 6 - 14
644358	1- 6 - 15
644359	1- 6 - 18
	1- 12 - 53
644360	1- 6 - 16
644361	1- 3 -112
	1- 12 -REF
644367	1- 12 - 42
644369	1- 12 - 43
644370	1- 12 - 46
644374	1- 12 - 47
644375	1- 12 - 48
644376	1- 12 - 49
644377	1- 3 -113
644378	1- 3 -114
644382	1- 5 -173
644383	1- 9 - 26
644390	1- 11 - 29
	1- 11 - 35
644391	1- 14 - 47
644394	1- 12 - 50
644395	1- 12 - 51
644397	1- 12 - 56
644398	1- 12 - 45
644502	1- 0 - 3
644503	1- 0 - 3
644504	1- 0 - 3
644505	1- 0 - 3
644512	1- 0 - 16
	1- 14 - 92
	1- 21A-REF
644515	1- 0 - 16
	1- 14 - 92
	1- 21A-REF
644518	1- 21A- 61
644520	1- 14 - 48
	1- 15 -REF
644522	1- 21A- 62
644523	1- 14 - 49
644524	1- 21 - 44
644525	1- 14 - 50
644527	1- 15 - 41
644528	1- 3 - 95
644529	1- 21A- 63
644534	1- 14 - 52
644540	1- 21A- 64
644542	1- 21A- 66D
644544	1- 21A- 65
644546	1- 21A- 66D
644547	1- 21A- 66

PART NO.	SECTION, LIST AND INDEX NO.
644548	1- 21A- 66
644556	1- 21A- 67
644700	1- - 1
644701	1- - 1
	1- 1 -REF
644703	1- 17 - 13
	1- 17A- 13
644704	1- 2 - 67
	1- 16A- 15
644705	1- 16 - 10
	1- 16A- 16
644706	1- 14 - 53
	1- 15A- 45
644707	1- 14 - 54
	1- 15A- 46
644708	1- 16 - 11
	1- 16A- 17
644709	1- 16 - 12
	1- 16A- 18
644710	1- 16 - 13
	1- 16A- 19
644711	1- 14 - 55
	1- 15A- 47
644712	1- 16 - 14
	1- 16A- 20
644713	1- 14 - 61
	1- 15A- 53
644714	1- 14 - 58
	1- 15A- 50
644715	1- 1 - 6
644716	1- 1 - 2
644717	1- 1 - 12
644719	1- 2 - 72
644720	1- 1 - 17
644721	1- 1 - 23
644722	1- 2 - 68
644723	1- 1 - 28
644724	1- 2 - 69
644725	1- 2 - 70
	1- 16 -REF
	1- 17 - 14
	1- 18 - 3
	1- 19 - 1
644726	1- 1 - 3
644727	1- 1 - 7
644728	1- 11 - 63
644729	1- 1 - 1
644730	1- 1 - 4
644731	1- 1 - 10
644732	1- 1 - 15
644733	1- 1 - 21
644734	1- 14 - 56
	1- 15A- 48
644735	1- 14 - 59
	1- 15A- 51
644736	1- 14 - 62
644737	1- 1 - 32
644738	1- 1 - 30
644740	1- 1 - 26
644741	1- 14 - 63
	1- 15A- 54
644743	1- 1 - 18
644744	1- 1 - 19
644745	1- 1 - 20
644746	1- 1 - 24
644747	1- 1 - 25
644748	1- 1 - 8
644749	1- 1 - 9
644750	1- 1 - 13
644753	1- 1 - 14
644754	1- 2 - 71
644755	1- 2 - 73
644756	1- 2 - 74
645138	1- 22 -114
645171	1- 2 - 44
	1- 2 - 56
647200	1- - 2
	1- 2 -REF
647201	1- 2 - 61
	1- 15A-REF

PART NO.	SECTION, LIST AND INDEX NO.
647202	1- 15B- 6
647204	1- 15B- 12
647213	1- 15B- 10
647214	1- 15B- 7
	1- 15C- 23
647215	1- 15C- 24
647219	1- 15B- 8
647222	1- 0 - 19
	1- 15A- 93
	1- 22 -REF
647228	1- 2 - 93
647229	1- 15A- 55
647230	1- 0 - 19
	1- 15A- 93
	1- 22 -REF
647231	1- 22 -115
647233	1- 22 -116
647234	1- 22 -117
647235	1- 2 - 70
	1- 16A-REF
	1- 17A- 14
	1- 18A- 1
	1- 19A- 1
647237	1- 15A- 56
	1- 15B-REF
647238	1- 15B- 13
	1- 15C- 18
647239	1- 15B- 14
	1- 15C- 19
647240	1- 0 - 2
	1- 2 - 77
	1- 17A-REF
647241	1- 0 - 2
	1- 2 - 77
	1- 18A-REF
647242	1- 0 - 2
	1- 2 - 77
647243	1- 15B- 15
	1- 15C- 20
647245	1- 22 -118
647249	1- 22 -119
647250	1- 15B- 16
	1- 15C- 21
647251	1- 15A- 57
	1- 15C-REF
647252	1- 15C- 22
647254	1- 15B- 11
647255	1- 15B- 9
647256	1- 16A- 21
647257	1- 15B- 17
647261	1- 22 -120
647262	1- 15C- 25
647263	1- 15A- 58
647264	1- 15A- 59
647266	1- 16A- 22
647268	1- 15A- 60
647269	1- 21 - 44
647270	1- 15A- 61
647272	1- 22 -121
647275	1- 22 -122
647282	1- 15B- 18
	1- 15C- 26
	1- 15B- 19
647283	1- 15C- 27
	1- 0 - 3
647284	1- 0 - 3
647285	1- 0 - 3
647286	1- 0 - 3
647287	1- 0 - 20
647288	1- 15A- 94
647289	1- 0 - 20
	1- 15A- 94
647294	1- 22 -123
647296	1- 16A- 23
647297	1- 0 - 14
	1- 3 -121
	1- 21 -REF
647298	1- 21 - 34
647299	1- 22 -124
647462	1- 15A- 62

PART NO.	SECTION, LIST AND INDEX NO.
647463	1- 15A- 63
647467	1- 15A- 64
647469	1- 15C- 31
647470	1- 22 -125
647471	1- 22 -126
647472	1- 22 -127
647473	1- 15A- 65
647474	1- 15A- 66
647475	1- 15C- 32
647476	1- 2 - 74A
647477	1- 22 -128
647478	1- 15C- 33
647479	1- 2 - 75
647481	1- 22 -129
647483	1- 15A- 67
647487	1- 26 - 45
647500	1- 0 - 2
	1- 2 - 78
647672	1- 16A- 24
649828	1- 17 - 4
725558	1- 14 - 84
736650	1- 22 -130
736651	1- 22 -131
737732	1- 21A- 68
	1- 22 -132
738195	1- 26 - 11
738198	1- 26 - 10
738199	1- 26 - 21
738256	1- 26 - 3
738259	1- 26 - 19
740489	1- 24 - 12
740491	1- 24 - 13
740503	1- 0 - 17
	1- 2 - 97
740540	1- 21A- 69
	1- 22 -133
	1- 24 -REF
740548	1- 2 - 93A
740549	1- 26 - 12
740550	1- 24 - 14
740554	1- 24 - 15
740560	1- 24 - 16
740562	1- 24 - 16
740563	1- 24 - 17
740564	1- 24 - 18
740571	1- 24 - 19
740576	1- 26 - 22
740606	1- 24 - 20
740608	1- 0 - 17
	1- 2 - 97
740609	1- 21A- 69
	1- 22 -133
	1- 24 -REF
740617	1- 15A- 68
	1- 26 - 20
741129	1- 24 - 21
741147	1- 17 - 16
	1- 17A- 16
	1- 19 - 3
	1- 19A- 3
741148	1- 17 - 15
	1- 17A- 15
	1- 19 - 2
	1- 19A- 2
741318	1- 17 - 17
	1- 17A- 17
	1- 18 - 4
	1- 18A- 2
	1- 19 - 4
	1- 19A- 4
741328	1- 17A- 18
741334	1- 19A- 5
749033	1- 17 - 18
	1- 17A- 19
	1- 18 - 5
	1- 18A- 3
	1- 19 - 5
	1- 19A- 6
749047	1- 18 - 11
749076	1- 17 - 19

PART NO.	SECTION, LIST AND INDEX NO.
749076-CONT	1- 17A- 20
	1- 18 - 6
	1- 18A- 4
	1- 19 - 6
	1- 19A- 7
749095	1- 17A- 6
749828	1- 17A- 4
760303	1- 15 - 39
	1- 15B- 41
	1- 15C- 52
	1- 22 -134
760731	1- 26 - 23
761345	1- 15 - 30
761354	1- 22 -135
767393	1- 25 - 29
801652	1- 5 -174
804211	1- 22 -136
806569	1- 15 - 42
811417	1- 15B- 23
	1- 15C- 34
811426	1- 15B- 24
	1- 15C- 35
811427	1- 15A- 69
811441	1- 15B- 46
	1- 15C- 57
811442	1- 15B- 25
	1- 15C- 36
811474	1- 15B- 26
	1- 15C- 37
811481	1- 15B- 27
	1- 15C- 38
811482	1- 15B- 28
	1- 15C- 39
811484	1- 15B- 29
	1- 15C- 40
811486	1- 15B- 31
	1- 15C- 42
	1- 26 - 16
811487	1- 15B- 30
	1- 15C- 41
811494	1- 15B- 32
	1- 15C- 43
	1- 26 - 13
811562	1- 15B- 35
	1- 15C- 46
811751	1- 26 - 4
811802	1- 15 - 43
	1- 15B- 36
	1- 15C- 47
	1- 26 - 15
811804	1- 15 - 44
	1- 15B- 37
	1- 15C- 48
811825	1- 26 - 18
811850	1- 15B- 38
	1- 15C- 49
811851	1- 15B- 39
	1- 15C- 50
811864	1- 15B- 42
	1- 15C- 53
811865	1- 15B- 40
	1- 15C- 51
811878	1- 15B- 43
	1- 15C- 54
811879	1- 15B- 44
	1- 15C- 55
811880	1- 15B- 47
	1- 15C- 58
811881	1- 15B- 45
	1- 15C- 56
813111	1- 15B- 48
	1- 15C- 59
813179	1- 15 - 45
	1- 15B- 49
	1- 15C- 60
813195	1- 26 - 34
813197	1- 16 - 15
	1- 16A- 27
813253	1- 26 - 38
813263	1- 26 - 37

PART NO.	SECTION, LIST AND INDEX NO.
813318	1- 15A- 70
813319	1- 15A- 71
813321	1- 15A- 72
813325	1- 15B- 50
813425	1- 15 - 34
813519	1- 15A- 73
813549	1- 15C- 33A
	1- 26 - 14
	1- 26 - 39
813550	1- 15C- 33B
	1- 26 - 17
813678	1- 15A- 74
813681	1- 15B- 20
	1- 15C- 28
	1- 15C- 33C
	1- 26 - 40
813703	1- 26 - 41
813706	1- 15B- 51
813801	1- 15B- 21
	1- 15B- 33
	1- 15C- 29
	1- 15C- 44
813802	1- 15B- 22
	1- 15B- 34
	1- 15C- 30
	1- 15C- 45
813803	1- 26 - 5
813804	1- 26 - 6
813816	1- 15B- 52
	1- 15C- 61
814126	1- 16 - 16
	1- 16A- 28
827841	1- 16 - 17
	1- 16A- 29
827850	1- 17 - 10
	1- 17A- 10
	1- 18 - 14
827852	1- 17 - 21
	1- 17A- 22
827853	1- 17 - 6
	1- 17 - 8
	1- 17 - 12
	1- 17A- 8
	1- 17A- 12
	1- 18 - 2
827865	1- 17 - 20
	1- 17A- 21
835226	1- 18A- 5
835227	1- 19A- 8
835228	1- 18A- 6
835232	1- 18A- 7
835233	1- 18A- 8
835234	1- 18A- 9
835238	1- 19A- 9
835242	1- 19A- 10
835243	1- 19A- 11
835265	1- 17A- 23
838017	1- 22 -137
838650	1- 19A- 12
838651	1- 18A- 10
839527	1- 18A- 11
839528	1- 19A- 13
1073412	1- 21A- 70
1073418	1- 1 - 33
	1- 6 - 21
1077739	1- 5 - 74
1090873	1- 5 -175
	1- 7 - 13
	1- 9 - 27
	1- 12 - 57
	1- 21 - 45

PART NO.	SECTION, LIST AND INDEX NO.
1090873-CONT	1- 21A- 71
	1- 22 -138
1091508	1- 14 - 64
	1- 15A- 75
	1- 20 - 2
1100523	1- 0 - 18
	1- 3 -123
	1- 5 -176
1134232	1- 13 - 21
2100194	1- 25 - 41
2100195	1- 25 - 40
2100264	1- 26 - 43
2101326	1- 26 - 24A
2101338	1- 22 - 80
2101358	1- 22 - 81
2102364	1- 14 - 65
	1- 21 - 46
2102365	1- 2 - 75C
	1- 3 -115
	1- 15A- 76
	1- 22 -139
2102366	1- 15B- 53
	1- 15C- 62
2102367	1- 14 - 66
	1- 15A- 77
2102368	1- 14 - 67
	1- 15A- 78
2111232	1- 2 - 35
	1- 22 -107B
2122035	1- 16 - 18
	1- 16A- 30
2122038	1- 16 - 19
	1- 16A- 31
2122258	1- 26 - 48
2122260	1- 26 - 35
2122639	1- 2 - 76
	1- 14 - 68
2125974	1- 14 - 72C
	1- 15A- 84
2127867	1- 26 - 35A
2128689	1- 22 -140
2145041	1- 15 - 26
	1- 15C- 17
2145131	1- 15A- 79
2145158	1- 1 - 34
2145159	1- 1 - 35
2145160	1- 14 - 69
	1- 15A- 80
2145162	1- 14 - 70
2145183	1- 14 - 70A
2157668	1- 14 - 72D
	1- 15A- 85
2159836	1- 13 - 22
2162457	1- 26 - 44
2178593	1- 14 - 71
2178600	1- 14 - 77
2178624	1- 14 - 72E
	1- 15A- 86
2178625	1- 14 - 72F
	1- 15A- 87
2178626	1- 14 - 72
	1- 15A- 81
2178627	1- 15 - 46
2192502	1- 26 - 36
2391121	1- 16 - 20
	1- 16A- 32
3008825	1- 21A- 51
3008906	1- 18 - 7
	1- 18A- 12
3009638	1- 18 - 8
	1- 18A- 13

PART NO.	SECTION, LIST AND INDEX NO.
3009639	1- 18 - 9
	1- 18A- 14
3009653	1- 19 - 7
	1- 19A- 14
3009680	1- 18 - 10
3009685	1- 19 - 8
3009686	1- 19 - 9
3009689	1- 18 - 12
	1- 18A- 15
3009690	1- 19 - 10
	1- 19A- 15
3009697	1- 18 - 13
3009698	1- 19 - 11
3009699	1- 18 - 15
3009700	1- 19 - 12
3009801	1- 18 - 16
3009802	1- 19 - 13
4030043	1- 19 - 14
	1- 19A- 16
4065157	1- 14 - 90
4116394	1- 22 -141
4116430	1- - 21
	1- 15A- 95
4116467	1- 22 -142
4120229	1- 14 - 91
5240458	1- 22 -143
5240459	1- 25 - 30
5240513	1- 25 - 29
5247061	1- 25 - 31
5247111	1- 25 - 32
5247156	1- 21A- 48
5253844	1- 25 - 33
5261810	1- - 22
	1- 15A- 96
	1- 25 -REF
5261811	1- 25 - 34
5261812	1- 25 - 35
5261813	1- 25 - 36
5261814	1- 25 - 37
5261815	1- 25 - 42
5261825	1- 25 - 43
5261951	1- 25 - 44
5261988	1- 25 - 37
5261990	1- - 22
	1- 15A- 96
	1- 25 -REF
5263712	1- 22 -144
5271288	1- 22 -145
5311415	1- 16 - 21
	1- 16A- 33
5311440	1- 16 - 22
	1- 16A- 34
5322302	1- 22 -146
5352960	1- 26 - 7
5352967	1- 26 - 7A
5353922	1- 26 - 42
5362304	1- 15A- 88
5362305	1- 15A- 89
5800610	1- 26 - 8
5800620	1- 26 - 8A
5800621	1- 26 - 8B
5800634	1- 26 - 8C
5800650	1- 26 - 8D
5800652	1- 26 - 8E
5800660	1- 26 - 8F
5802200	1- 15A- 90
5802216	1- 15B- 54
	1- 15C- 63
5802908	1- 15A- 91
5802941	1- 15A- 92

1092

2501

TAB INSERT FOR FRONT COVER

121-0542-1

IBM 2501 Printed in U.S.A. 121-0542-1

IBM[®]

International Business Machines Corporation
Field Engineering Division
112 East Post Road, White Plains, N.Y. 10601

1092

2501

TAB INSERT FOR FRONT COVER

121-0542-1

IBM 2501 Printed in U.S.A. 121-0542-1

IBM

International Business Machines Corporation
Field Engineering Division
112 East Post Road, White Plains, N.Y. 10601