




Maintenance Library

2821

**Control Unit
Models 1, 2, 3, 4, 5, and 6
Parts Catalog**



Maintenance Library



**Control Unit
Models 1, 2, 3, 4, 5, and 6
Parts Catalog**

PREFACE

This Parts Catalog contains listings and illustrations of all replaceable assemblies, subassemblies, and detail parts released on or before January 30, 1976.

Fifth Edition (February 1976)

This is a reprint of S124-0084-4 incorporating changes released in Technical Newsletter SS25-0597, dated October 16, 1972. Changes that affect this catalog are made periodically; any such changes will be reported in subsequent revisions or Technical Newsletters.

Requests for copies of IBM publications should be made to your IBM representative or to the branch office serving your locality.

This manual has been prepared by the IBM System Products Division, Product Publications, Dept. K10, P.O. Box 6, Endicott, New York 13760.

© Copyright International Business Machines Corporation 1969

HOW TO USE A PARTS CATALOG ii

VISUAL INDEXES iv

Figure Page

1. Cover Groups, Models 1 through 5 1
2. Left and Right Hand Door Assembly
Without Ground Magnet Assembly. 4
3. Left and Right Hand Door Assembly
With Ground Magnet Assembly 6
4. Control Unit Final Assembly, Models
1 through 5 (4 sheets) 8
5. 60 Hz Fuse Panel and CB Door Assembly 23
6. 50 Hz Fuse Panel Door Assembly. 25
7. Control Panel Assemblies (2 sheets) . . . 28
8. Marginal Check Panel Assemblies 33
9. 50 and 60 Hz Connector Rack Assembly . 35
10. A and B Gate Assemblies 37
11. Two Channel Switch Gate Assembly
Feature 41
12. Chassis Assemblies 43
13. Plenum 50 and 60 Hz Blower Assembly. . 46
14. 50 and 60 Hz Blower Housing Assemblies 48
15. TCS Feature Plenum Blower Assembly. . 50
16. 60 Hz Power Control Assembly. 52
17. 50 Hz Power Control Assembly. 55
18. Component Board Assembly. 58
19. Diode Panel Assembly. 60
20. 60V at 20V 60 Hz Power Supply Assembly 62
21. 60V at 20V 50 and 60 Hz Power Supplies . 65
22. 20V at 50 and 60 Hz Power Supplies . . . 68
23. 50 and 60 Hz Power Pack Meter
Assemblies 70
24. 50 and 60 Hz Power and Fan Assemblies . 72
25. 50 and 60 Hz Power Supply Assemblies. . 74

Figure

Page

26. 50 and 60 Hz Power Supply
Assemblies 77
27. 50 and 60 Hz Power Supply
Assemblies 80
28. Cable and Jumper Assembly Com-
ponent Parts (3 sheets) 83

NUMERICAL INDEX X-1

HOW TO USE THIS ILLUSTRATED PARTS CATALOG (IPC)

PART I

To find parts quickly, a general understanding of the structure of this catalog is necessary. The catalog is divided into three major sections:

- The Visual Index, containing overall views of the machine, with call-outs pointing to detailed figures.
- The Catalog Section, containing a pictorial breakdown of assemblies and subassemblies.
- The Numerical Index, which is a numerical list of all parts used in the machine, with cross-references to the figure on which the part is found.

VISUAL INDEX

The Visual Index, located before the Catalog Section, contains a reduced illustration of every figure in the Catalog Section. The reduced illustrations are tied together with flow arrows to form a natural progression from large assemblies to small assemblies and possibly subassemblies. In effect, a visual table of contents is formed by the Visual Index illustrations.

CATALOG SECTION

The Catalog Section contains the full-sized illustrations previously noted in the Visual Index. Index numbers on figures refer to corresponding entries in the Group Assembly Parts List accompanying each figure. Refer to part II for explanation of terms used in the Group Assembly Parts List.

NUMERICAL INDEX

The Numerical Index is located after the Catalog Section and contains a complete list, in numerical order, of all part numbers used on the machine. Listed with the part number is the index and figure number on which the part is illustrated. The numerical index makes it possible to locate a part when only the part number is known.

STACKED INDEX NUMBERS

Stacked Index numbers are used when showing a part and its attaching hardware. The sequence of a typical stack is shown at the right. The circled index number indicates the assembly is broken down within the figure.

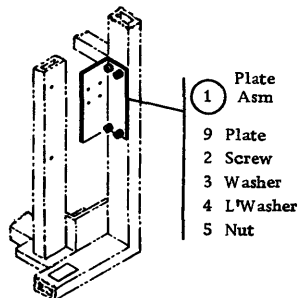


ILLUSTRATION NOTES

Cross-reference notes are directly on the illustration. The illustration's next higher assembly reference, normally located in the upper left corner of the page will read: "For Parts Not Shown See Figure X". If an assembly is referenced to a lower level figure, the note located next to the index number will read: "See Figure X".

DOUBLE LINED DETAIL BOX

The double lined box differentiates between parts shown on the basic model and parts related to a level and/or feature difference. An explanation of the level or feature difference is given in the double lined box.

FINDING A PART

The Visual Index is the starting point for locating a part. The illustrations in the Visual Index are reduced versions of all illustrations in the Catalog Section; therefore, the illustrations can be used to find the assembly containing the desired part. Use references to the detailed figure in the Catalog Section, or to another Visual Index illustration, to determine location of part number.

Once the detailed figure in the catalog section is determined, finding the part on the figure and referring to the listing for the part number and description is all that is required in most cases. If the first catalog section figure referenced shows the assembly containing the required part, the index number for the assembly will reference a lower-level figure where the assembly is broken down to its component parts. If the figure referenced by the Visual Index contains neither the part nor an assembly containing the part, it is then necessary to go to the next higher assembly figure. This figure should then contain the part or an assembly containing the part; if not, an even higher level figure must be used. Refer back to the Visual Index for some other figure that could show the desired part.

Note: Many detailed parts are unavailable, because they are part of an inseparable assembly (two or more parts welded or bonded together), or because they are part of an assembly purchased as a unit. If parts are found on a welded or bonded assembly, the following note follows the description of the assembly: "Assembly components are not replaceable." If the part is found on a purchased assembly, and the detail parts of this assembly do not have IBM part numbers, the note following the assembly description will read: "Assembly components are not available." In either case, you need to obtain the part number of the assembly, rather than the detailed part.

EXAMPLE FOR ORDERING PARTS

			REF
4 -	5726422	FAN ASM-P/S ENCLOSURE	
		FOR NEXT HIGHER ASSEMBLY SEE FIGURE 1-184	
		FOR ILLUSTRATION SEE FIGURE 4	
- 1	334921	TERMINAL,RING- 18-22 AWG,#6 HOLE,INS	2
- 2	187854	SHIELD,TERMINAL BLOCK- 2 POS	1
- 3	210984	SCREW, RD HD MACH-5-32 X .250 LG	1
- 4	5357050	FAN ASM-NO CONNECTOR	1
- 5	32042	SCREW,MACH BIND. HD 10-32 X .375 LG	2
- 6	5357066	BLADE	1
- 7	5357067	MOTOR 208V/230V 60CY 220V 50CY	1
- 8	130434	SCREW,MACH-SLOTTED HEX HD 10-32 X .375 LG	2
- 9	56079	WASHER,LOCK-EXT T .1951D .410 OD	2
- 10	5726436	HEADER-POWER SUPPLY FAN	1

If the entire fan is required, part number 5726422 should be ordered (all one dot items will be received). If only the subassembly is required, part number 5357050 should be ordered (all two dot items will be received). Each part may be ordered individually.

HOW TO USE THIS ILLUSTRATED PARTS CATALOG (IPC)

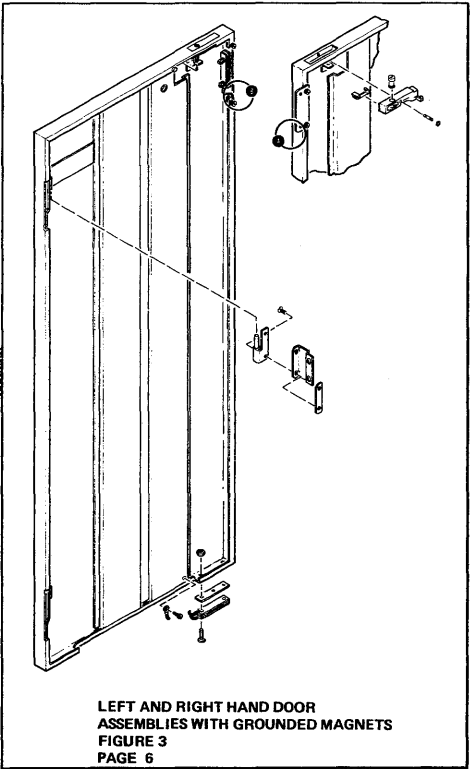
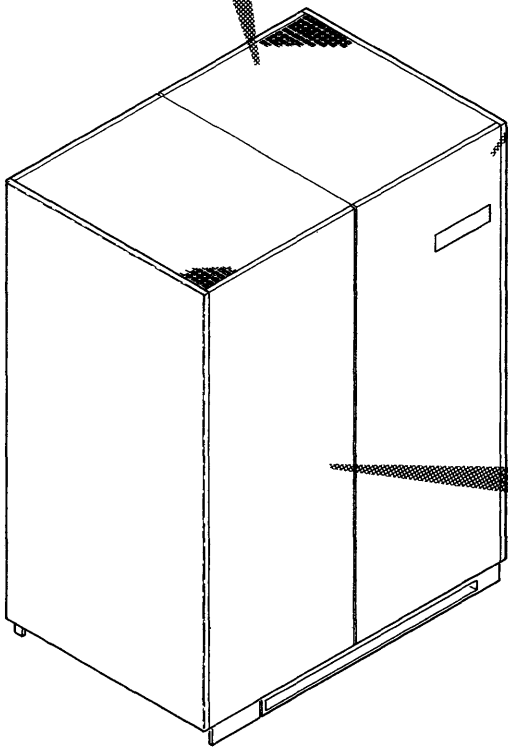
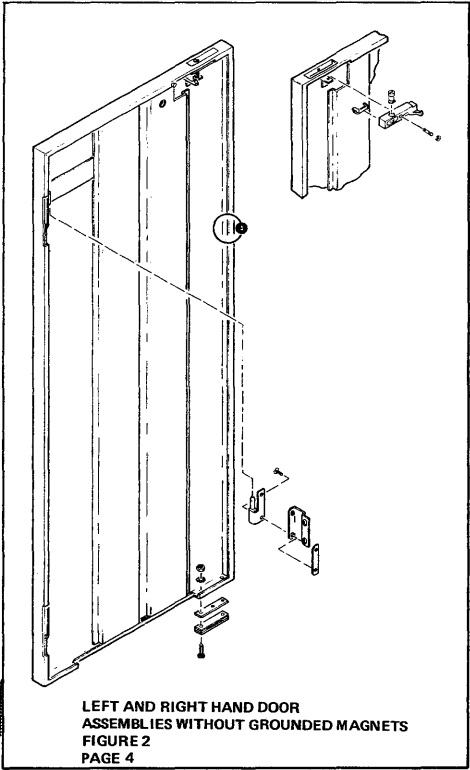
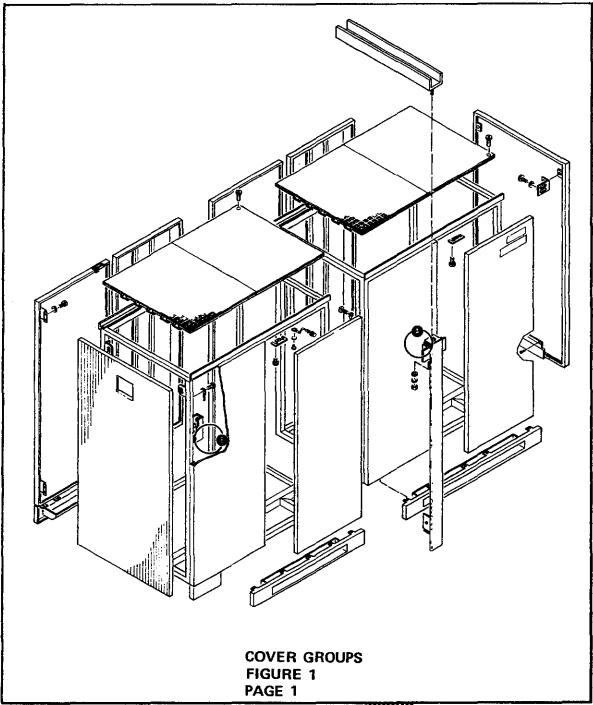
PART II

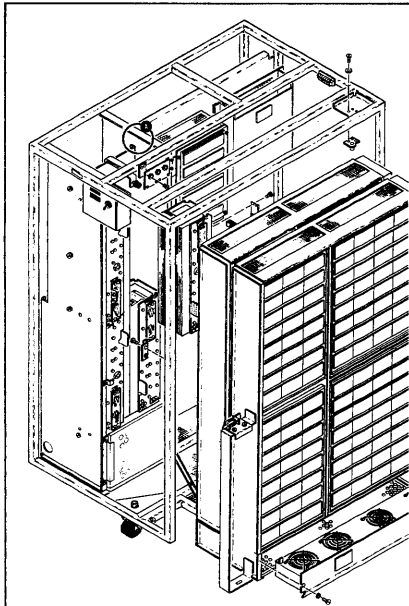
- ① **AR**
As Required (AR) in the units per assembly column denotes that the quantity is used as required.
- ② **ATT PT**
Attaching Parts: These parts are used to attach a subassembly to an assembly. The attaching parts are listed immediately following the part to be attached.
- ③ **COMM**
Commercial hardware: When this indication appears in the part number column, it denotes hardware procurable from normal commercial sources and not identified by an IBM part number.
- ④ **INDENTURE**
The relationship of a part to its next higher assembly is indicated by indentures. For example:

1	2	3	4
Unit			
•	Assemblies and Detail Parts of Unit		
•	Attaching Parts for Assemblies & Detail Parts		
•	•	Subassemblies	
•	•	Attaching Parts for Subassemblies	
•	•	Detail Parts for Subassemblies, etc.	
- ⑤ **NR**
The NR in the part number column indicates parts not recommended for field replacement; order next higher assembly.
- ⑥ **NP**
The entry NP in the part number column denotes the assembly is non-procurable and the detail parts should be ordered separately.
- ⑦ **NO NO.**
When this indication appears in the part number column, it denotes a group of parts for which no assembly part number has been assigned, and the detail parts should be ordered separately.
- ⑧ **REF**
This entry in the units per assembly column denotes an assembly which is completely assembled on a preceding illustration. Quantities for such items are found in its next higher assembly.
- ⑨ **SIMILAR ASSEMBLIES**
If two assemblies contain a majority of identical parts, they are broken down on the same list. Common parts are shown by one index number. Parts peculiar to one or the other of the assemblies are listed separately and identified by Usable On Code.
- ⑩ **USABLE ON CODE**
Part application and interchangeability is indicated by the usable on code. If this column is blank, the parts pertain to all equipment(s) covered. Two types of codes are used. The alphabetic code denotes similar assemblies and/or features; the numeric code denotes level. Refer to the beginning of each list for the explanation of the code(s).
- ⑪ **SUFFIX CODE**
The suffix code indicates the month (alphabetic) and the year (numeric) of the engineering change which affected interchangeability of the part.

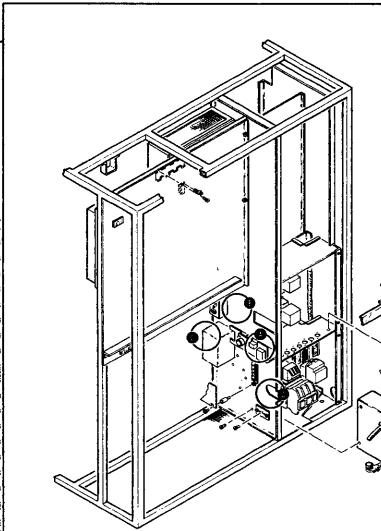
EXAMPLE OF PARTS LIST

LIST AND INDEX NO.	PART NO.	DESCRIPTION	UNITS PER ASM.	USABLE ON CODE
		1 2 3 4		
		DRIVE MOTOR ASSEMBLY		
2-	⑨	⑩ CODE A USED ON 60 CYCLE ONLY		
-	2199376 NP	CODE B USED ON 50 CYCLE ONLY	⑧	⑩
-	2199386 NP	CODE 1 USED ON ASM PRIOR TO B6 SUFFIX	REF	1A
- 1	2204176	MOTOR ASM, DRIVE-115/220 VOLTS 60 CYCLE	REF	1B
- 1	2199255	MOTOR ASM, DRIVE-220 VOLTS 50 CYCLE	①	A
- 2	79842	FOR NEXT HIGHER ASM SEE FIGURE 1-92	1	B
- 3	2204116	FOR ILLUSTRATION SEE FIGURE 2	AR	A
- 4	NO NO.	② ATT PT	1	B
- 5	5526	④ . PULLEY, 60 CYCLE	4	
- 6	2204082	. PULLEY, 50 CYCLE	1	
- 7	2204033	. SETSCREW, SPLINE DR CUP PT 8-32 X 3/8 LG	1	
- 8	COMM	. MOTOR ASM, 220V AC 60 CYCLE	1	
- 8	2199258	. MOTOR ASM, 220V AC 50 CYCLE	1	
- 9	2199401 NR	. SCREW, MACH BIND HD 8-32 X 0.625 LG	1	A
- 9	2199402 NR	. FERRULE, OUTER	1	B
		. FERRULE, INNER	1	
		. MOTOR, 1/12 HP-220V 60CPS	1	
		. MOTOR, DRIVE - 220V 50CPS	1	
		. PLATE, MOTOR MT-115/220 VOLTS 60 CYCLE	1	
		. PLATE, MOTOR MT-220 VOLTS 50 CYCLE	1	

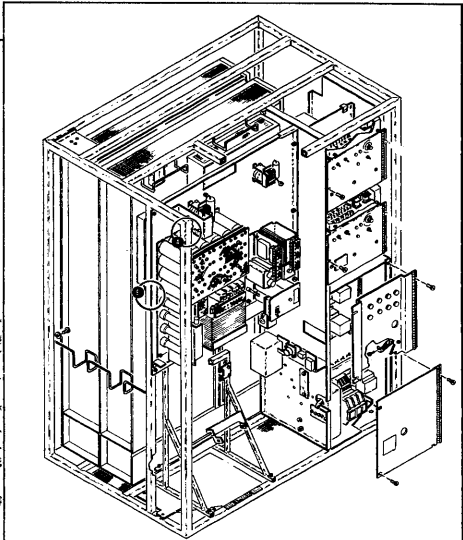




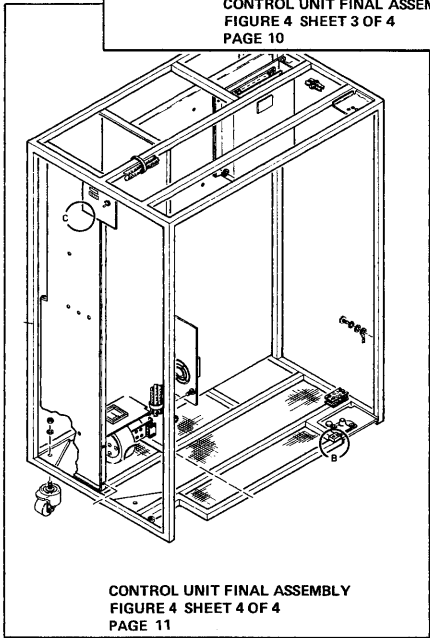
CONTROL UNIT FINAL ASSEMBLY
FIGURE 4 SHEET 3 OF 4
PAGE 10



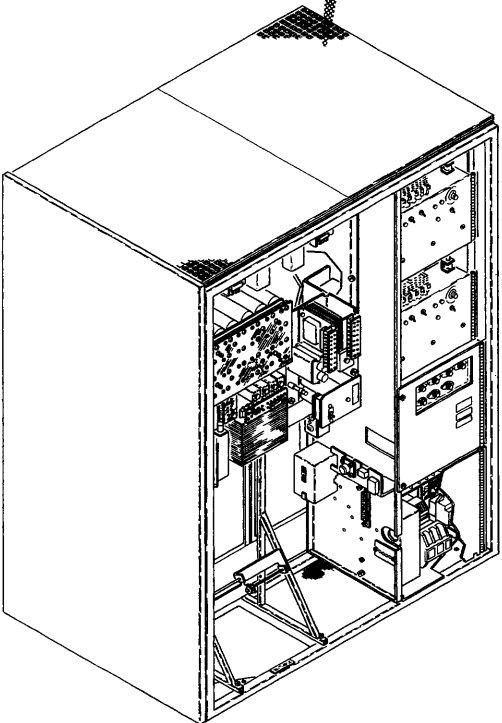
CONTROL UNIT FINAL ASSEMBLY
FIGURE 4 SHEET 2 OF 4
PAGE 9

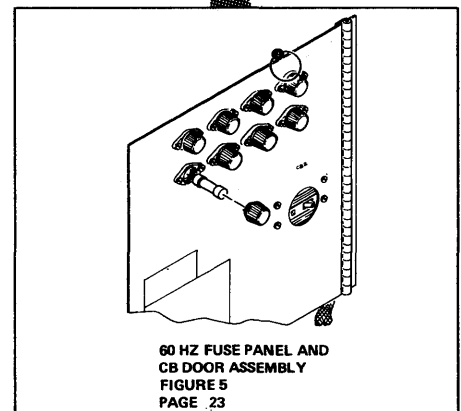
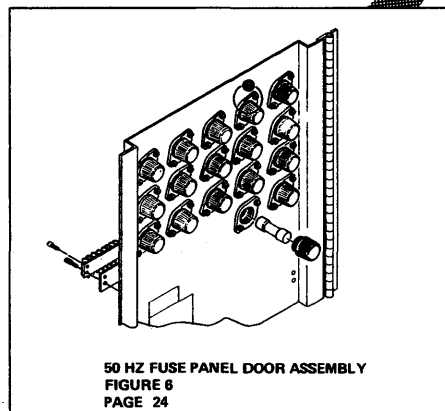
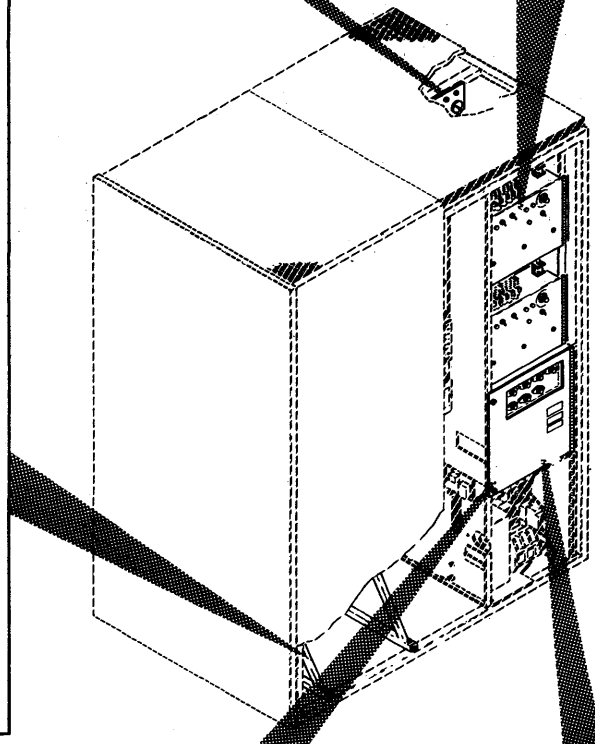
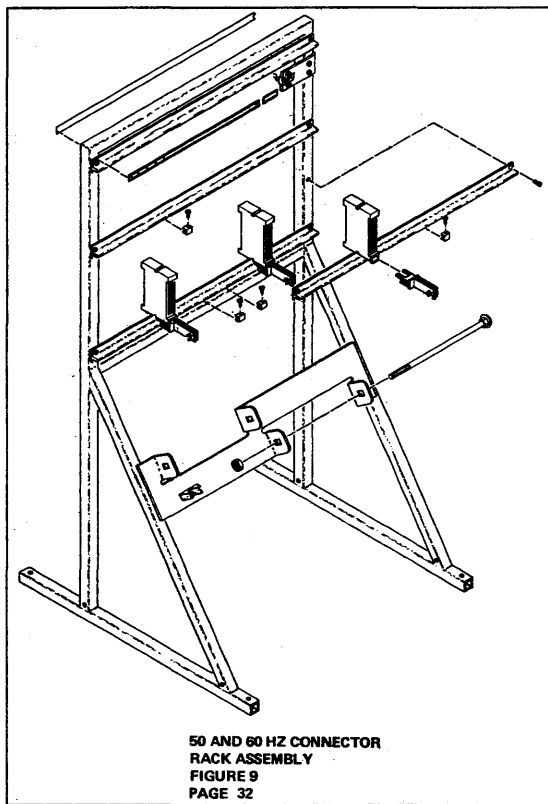
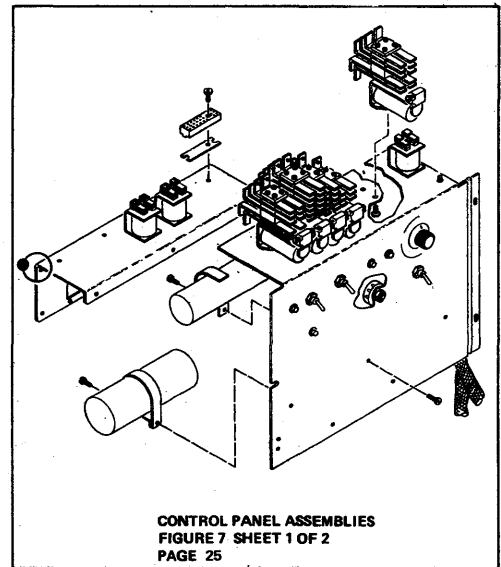
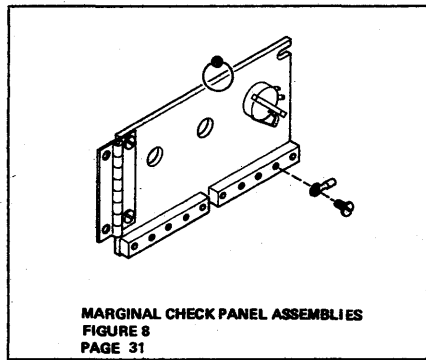


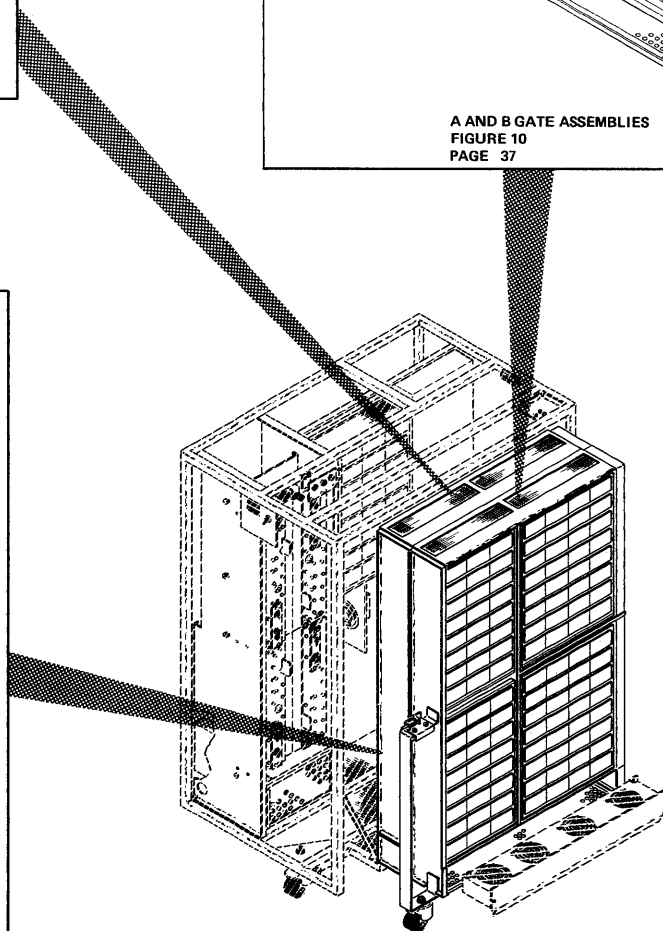
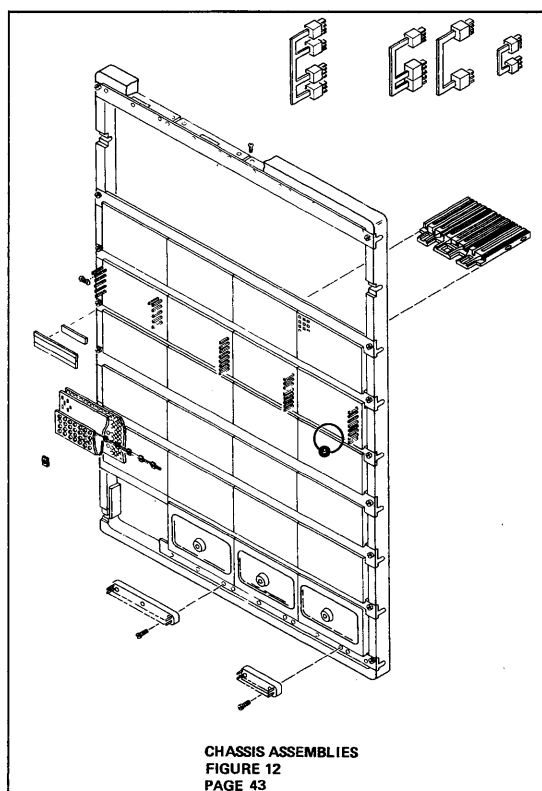
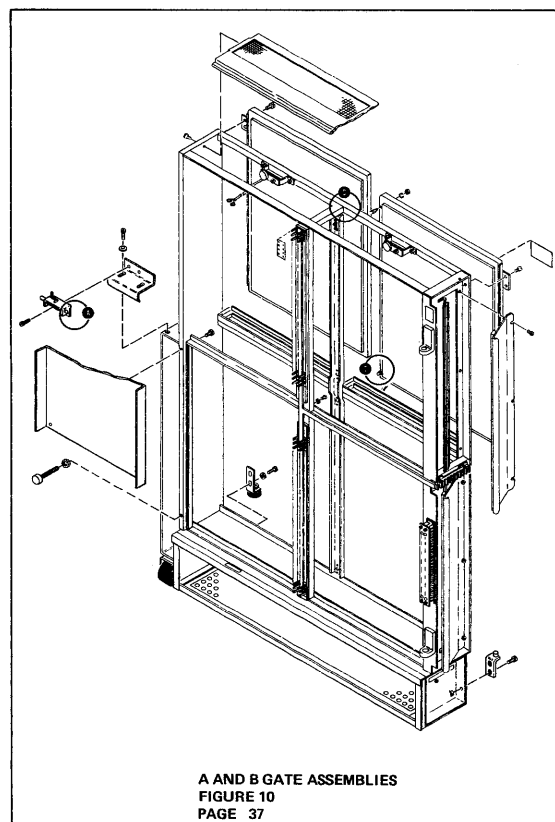
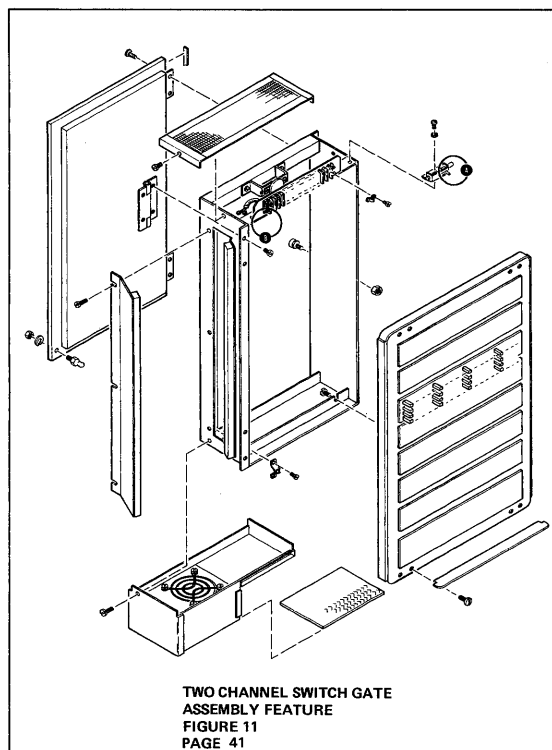
CONTROL UNIT FINAL ASSEMBLY
FIGURE 4 SHEET 1 OF 4
PAGE 8

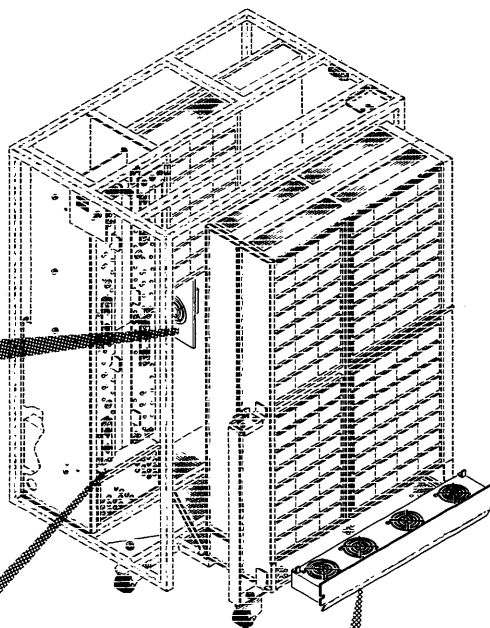
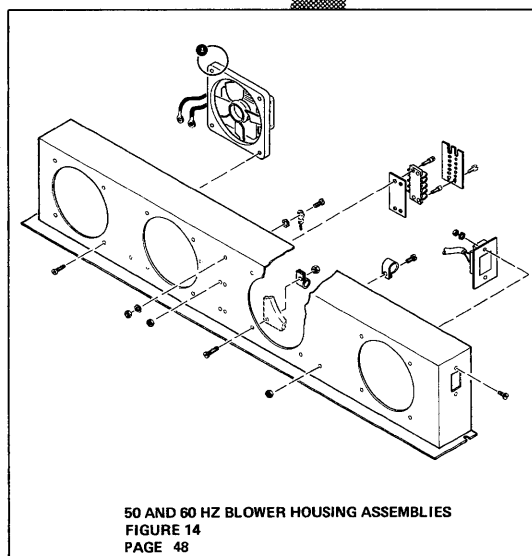
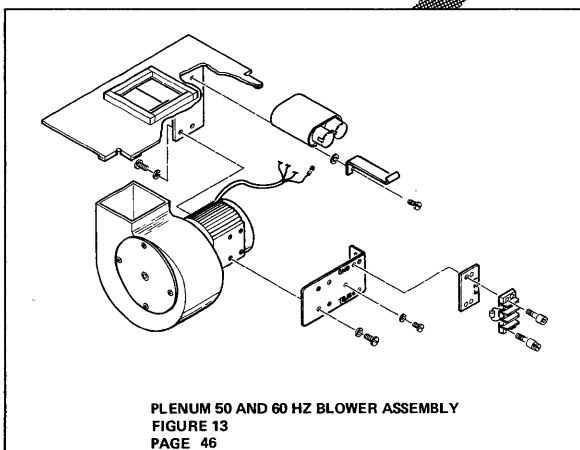
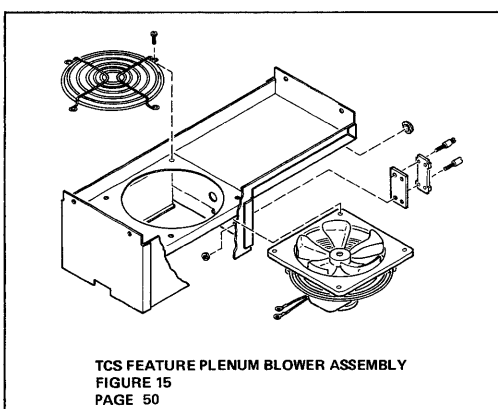


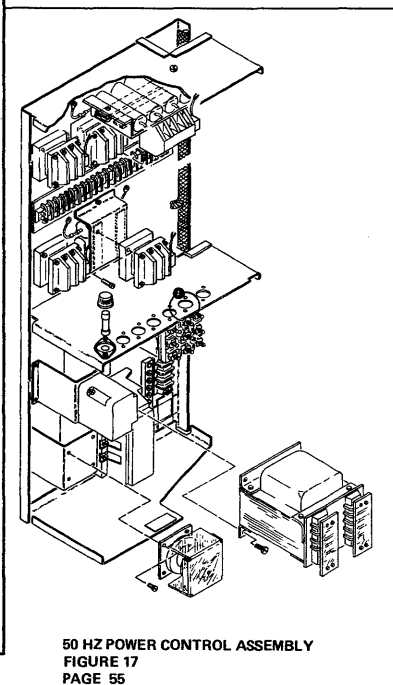
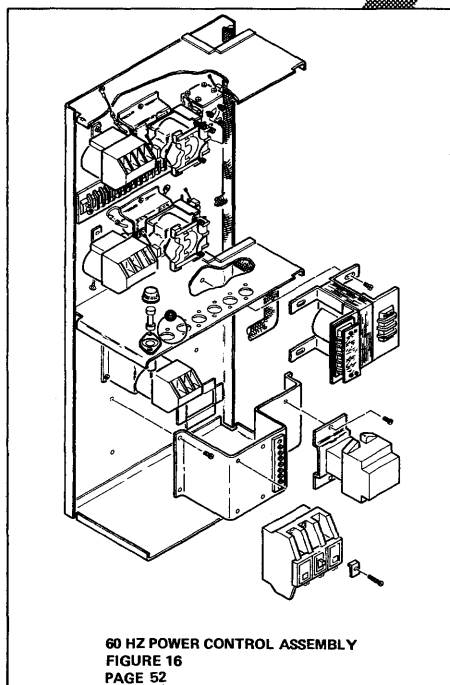
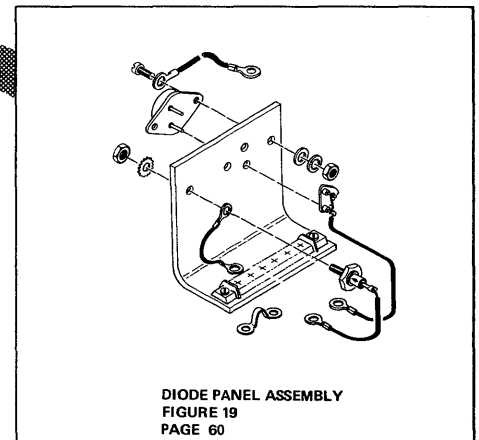
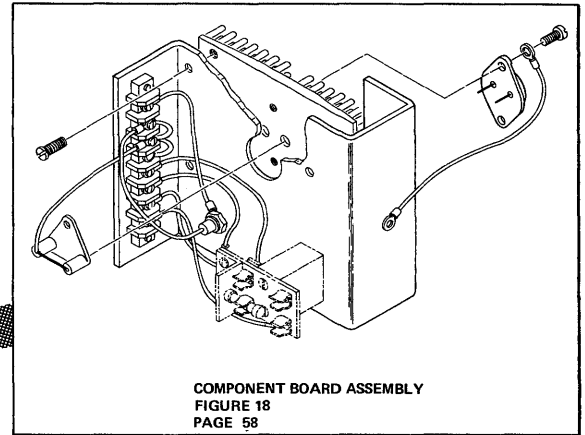
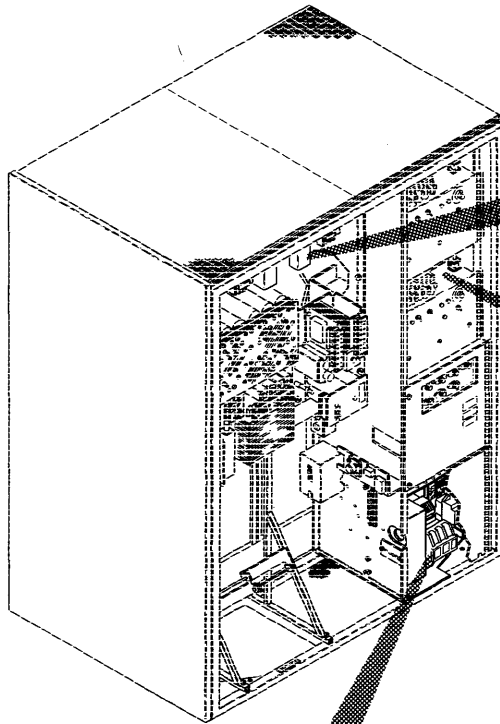
CONTROL UNIT FINAL ASSEMBLY
FIGURE 4 SHEET 4 OF 4
PAGE 11

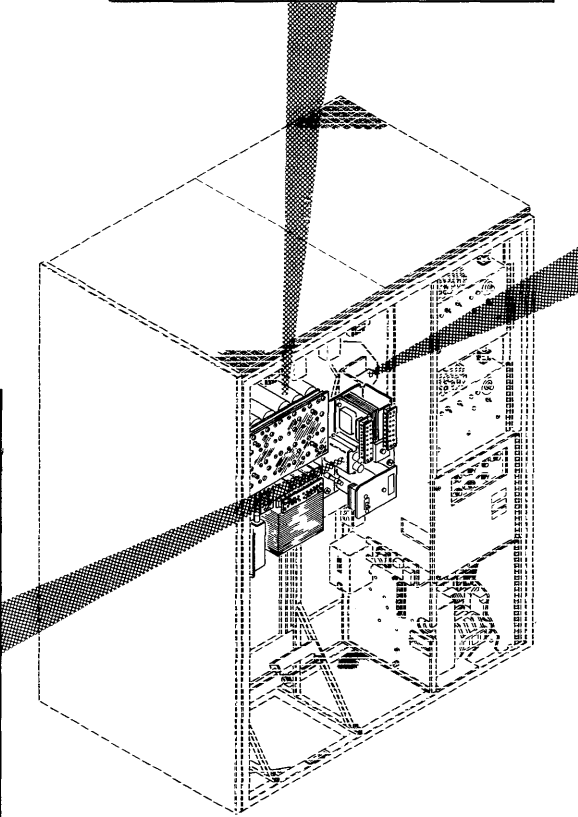
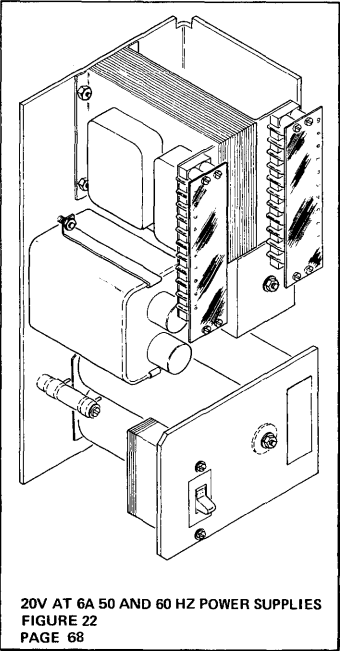
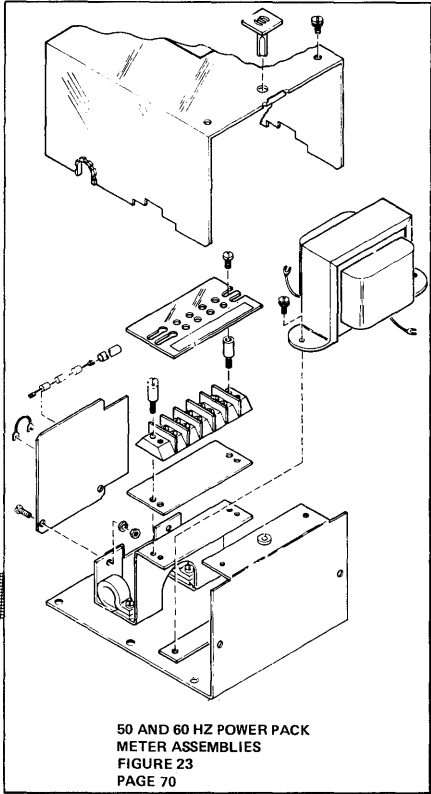
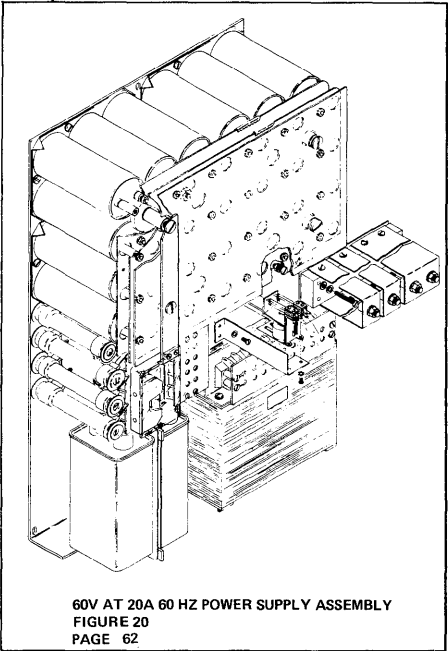
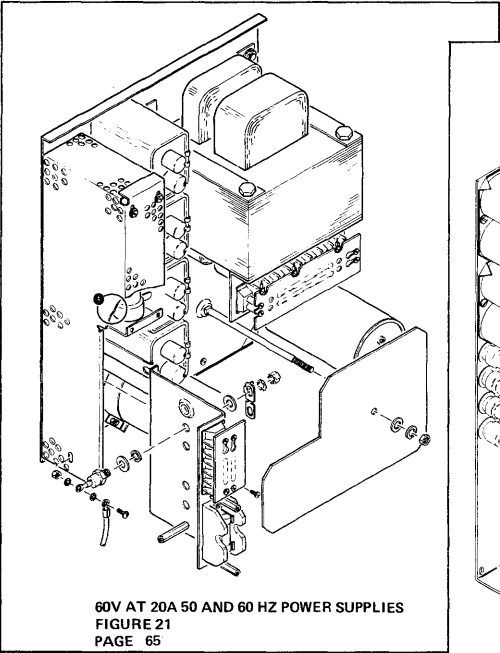


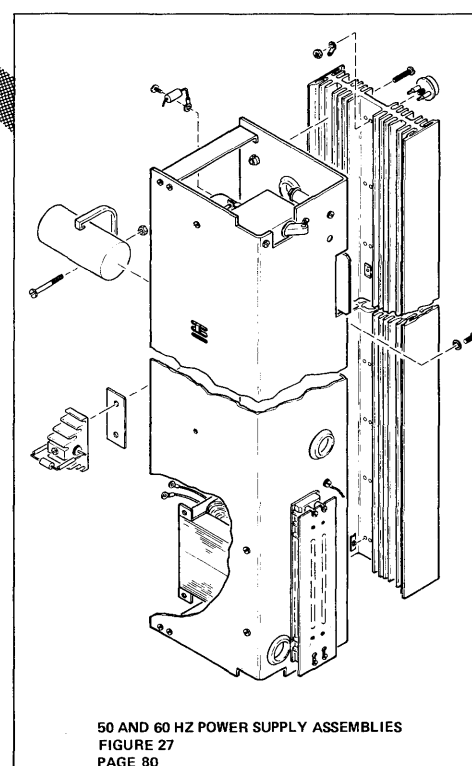
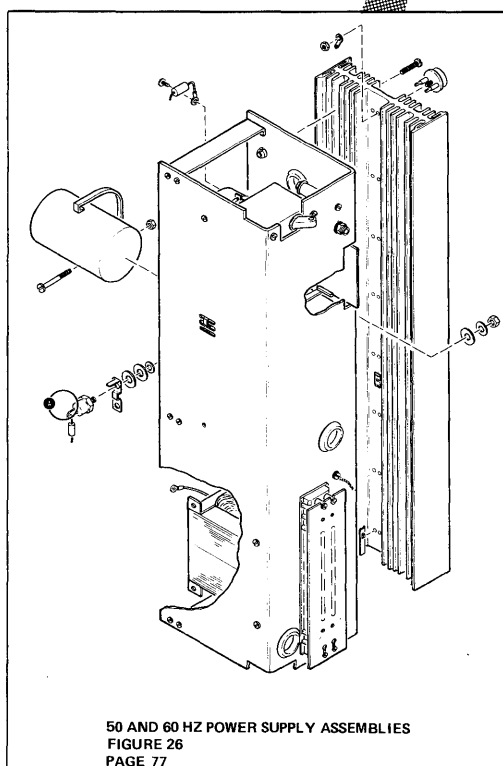
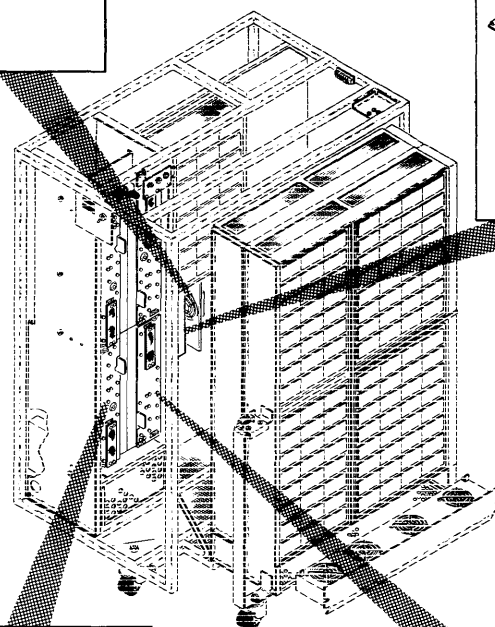
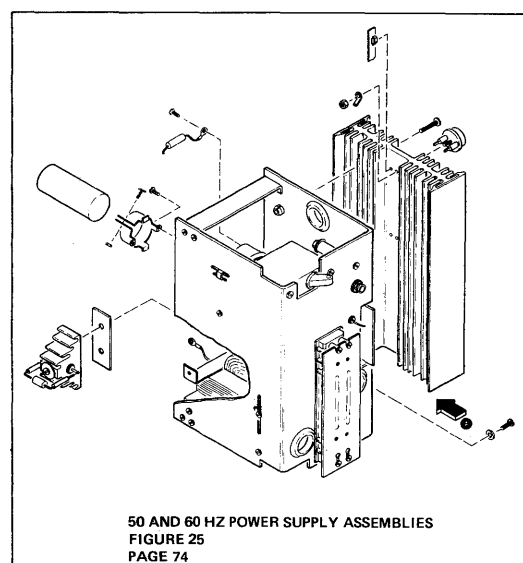
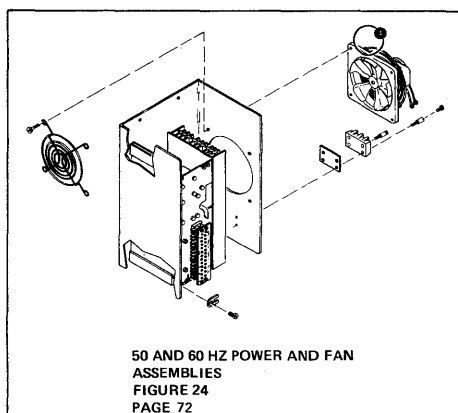












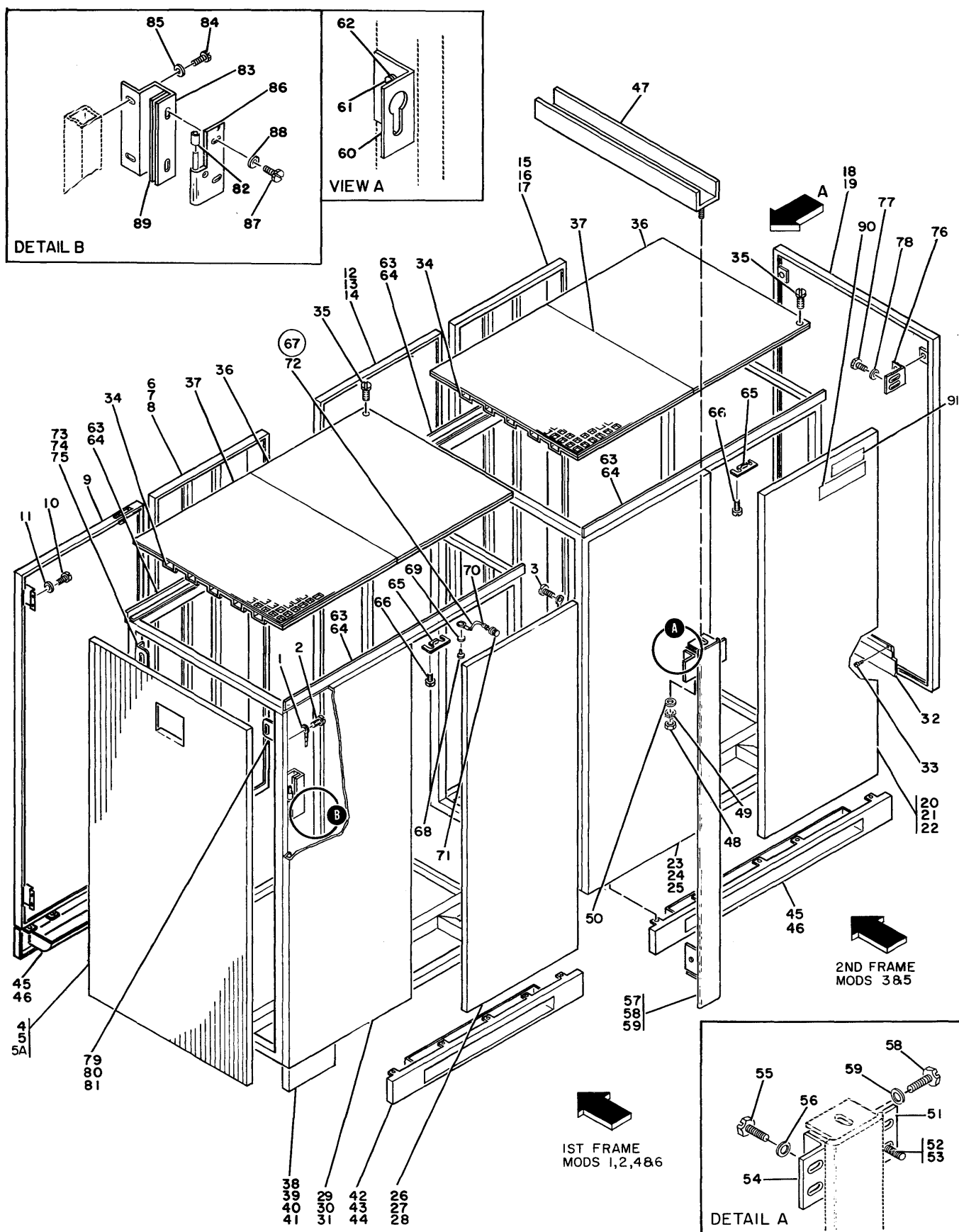


FIGURE 1. COVER ASSEMBLIES. MODELS 1 THROUGH 6. SEE LIST 1.

LIST AND INDEX NUMBER	PART NUMBER	DESCRIPTION 1 2 3 4	UNITS PER ASM.	USABLE ON CODE
		MODELS 1 THROUGH 6 COVER GROUPS		
1 -	NO. NO. NP	COVER GROUPS, MODELS 1 THROUGH 6 AND TCS SEE FIGURE 1 FOR ILLUSTRATION		
- 1	518611	. JUMPER ASH, GROUND- 8 IN. 1 LUG EA END	2	
- 2	234328	. SCREW, WASH FL HD- 10-32 X 0.313 LG ATT PT	2	
- 3	183900	. SCREW, THD CTG BD HD- 8-32 X 0.250 LG ATT PT	4	
- 4	826353	. COVER ASSEMBLY, RIBBED FRONT	1	
- 4	848811	. COVER ASSEMBLY, FLAT FRONT	1	
- 5	725412	. SCREW, WASH SELF TAP- 8-32 0.375 LG ATT PT	2	
- 5A	177396	. SCREW, HEX HD- 10-32 X 0.406 ATT PT	2	
- 6	826802	. COVER ASSEMBLY, LEFT OLD STYLE SPECIFY COLOR WHEN ORDERING SEE FIGURE 2 FOR DETAIL BREAKDOWN	1	
- 7	725413	. SCREW, HEX HD- 10-32 X 0.312 LG ATT PT	4	
- 8	45690	. WASHER, FL- 0.438 OD X 0.031 THK ATT PT	4	
- 9	826801	. COVER ASM, RIGHT NAMEPLATE OLD STYLE	1	
- 9	852701	. COVER ASM, RIGHT NAME PLATE NEW STYLE SPECIFY COLOR WHEN ORDERING SEE FIGURE 2 FOR DETAIL BREAKDOWN	1	
- 10	725413	. SCREW, HEX HD- 10-32 X 0.312 LG ATT PT	4	
- 11	45690	. WASHER, FL- 0.438 OD X 0.031 THK ATT PT	4	
- 12	826931	. COVER ASM, RIGHT W/O GRND MAGNETS OLD STYLE	1	
- 12	852701	. COVER ASM, RIGHT W/O GRND MAGNETS NEW STYLE USED ON MODS 3,5 SPECIFY COLOR WHEN ORDERING SEE FIGURE 2 FOR DETAIL BREAKDOWN	1	
- 12	848892	. DOOR ASM, RIGHT W/GRND MAGNETS OLD STYLE	1	
- 12	852721	. COVER ASM, RIGHT W/GRND MAGNETS NEW STYLE USED ON MODS 3,5 SPECIFY COLOR WHEN ORDERING SEE FIGURE 3 FOR DETAIL BREAKDOWN	1	
- 13	725413	. SCREW, HEX HD- 10-32 X 0.312 LG ATT PT	4	
- 14	45690	. WASHER, FL- 0.438 OD X 0.031 THK ATT PT	4	
- 15	826802	. COVER ASM, LEFT W/O GRND MAGNETS OLD STYLE	1	
- 15	852700	. COVER ASM, LEFT W/O GRND MAGNETS NEW STYLE USED ON MODS 3,5 SPECIFY COLOR WHEN ORDERING SEE FIGURE 2 FOR DETAIL BREAKDOWN	1	
- 15	848890	. DOOR ASSEMBLY, LEFT W/GRND MAGNETS-OLD STYLE	1	
- 15	852720	. COVER ASM, LEFT W/GRND MAGNETS NEW STYLE USED ON MODS 3,5 SPECIFY COLOR WHEN ORDERING SEE FIGURE 3 FOR DETAIL BREAKDOWN	1	
- 16	725413	. SCREW, HEX HD- 10-32 X 0.312 LG ATT PT	4	
- 17	45690	. WASHER, FL- 0.438 OD X 0.031 THK ATT PT	4	
- 18	824610	. COVER, REAR RIBBED	1	
- 18	848810	. COVER ASSEMBLY, REAR FLAT	1	
- 19	177396	. SCREW, HEX HD- 10-32 X 0.406 ATT PT	4	
- 20	826801	. COVER ASSEMBLY, RIGHT NAMEPLATE OLD STYLE	1	
- 20	852701	. COVER ASSEMBLY, RIGHT NAME PLATE NEW STYLE USED ON MODS 3,5 SPECIFY COLOR WHEN ORDERING SEE FIGURE 2 FOR DETAIL BREAKDOWN	1	
- 21	725413	. SCREW, HEX HD- 10-32 X 0.312 LG ATT PT	4	
- 22	45690	. WASHER, FL- 0.438 OD X 0.031 THK ATT PT	4	
- 23	826802	. COVER ASSEMBLY, LEFT MODS- 3 & 5 OLD STYLE	1	
- 23	852700	. COVER ASSEMBLY, LEFT MODS- 3 & 5 NEW STYLE SPECIFY COLOR WHEN ORDERING SEE FIGURE 2 FOR DETAIL BREAKDOWN	1	
- 24	725413	. SCREW, WASHER HEX HD- 10-32 X 0.312 LG ATT PT	4	
- 25	45690	. WASHER, FL- 0.438 OD X 0.031 THK ATT PT	4	
- 26	826801	. COVER ASSEMBLY, RIGHT NAMEPLATE- MODS 1, 2, 4 & 6	1	
- 26	826931	. COVER ASSEMBLY, RIGHT- MODS 1, 2 & 4 USED ON OLD STYLE W/O GRND MAGNETS	1	
- 26	852701	. COVER ASSEMBLY RIGHT NAME PLATE- MODS 1, 2, 4 & 6 USED ON NEW STYLE W/O GRND MAGNETS SPECIFY COLOR WHEN ORDERING SEE FIGURE 2 FOR DETAIL BREAKDOWN	4	
- 26	848891	. DOOR ASM, RIGHT NAME PLATE- MODS 1, 2, 4 & 6:	1	
- 26	848892	. DOOR ASSEMBLY, RIGHT- MODS 3,5 USED ON OLD STYLE W/GRND MAGNETS	1	
- 26	852721	. COVER ASSEMBLY, RIGHT W/O GRND MAGNETS USED ON NEW STYLE SPECIFY COLOR WHEN ORDERING SEE FIGURE 3 FOR DETAIL BREAKDOWN	1	
- 27	725413	. SCREW, WASHER HEX HD- 10-32 X 0.312 LG	4	
- 28	45690	. WASHER, FL- 0.438 OD X 0.031 THK	4	
- 29	826802	. COVER ASSEMBLY, LEFT W/O GRND MAGNETS	1	

LIST AND INDEX NUMBER	PART NUMBER	DESCRIPTION 1 2 3 4	UNITS PER ASM.	USABLE ON CODE
1 - 29	852700	USED ON OLD STYLE • COVER ASSEMBLY, LEFT W/O GRND MAGNETS	1	
- 29	848890	USED ON NEW STYLE SEE FIGURE 2 FOR DETAIL BREAKDOWN • DOOR ASSEMBLY, LEFT W/GRND MAGNETS	1	
- 29	852720	USED ON OLD STYLE • COVER ASSEMBLY, LEFT W/GRND MAGNETS USED ON NEW STYLE	1	
- 30	725413	SPECIFY COLOR WHEN ORDERING SEE FIGURE 3 FOR DETAIL BREAKDOWN • SCREW, WASHER HEX HD- 10-32 X 0.312 LG	4	
- 31	45690	• WASHER, FL- 0.438 OD X 0.031 THK	4	
- 32	824709	• BRACKET, MTG	1	
- 33	58207	• SCREW, MACH BD HD- 8-32 X 0.250 LG ATT PT	2	
- 34	826817	• COVER, TOP	1	
- 35	34512	• SCREW, MACH BD HD- 8-32 X 0.375 LG ATT PT	10	
- 36	2191860	• COVER, CBM TOP RH	1	
- 37	2191859	• COVER, CBM TOP LH	1	
- 38	824624	• KICKPLATE, DOOR	1	
- 39	725412	• SCREW, WASH SELF TAP- 8-32 X 0.375 LG ATT PT	2	
- 40	257189	• NUT, HEX- 8-32 ATT PT	2	
- 41	22478	• WASHER, FL- 0.170 ID X 0.375 OD 0.032 THK ATT PT	2	
- 42	826423	• KICKSTRIP, RIGHT	1	
- 43	28413	• SCREW, MACH BD HD- 10-32 X 0.313 LG ATT PT	2	
- 44	55918	• SCREW, MACH BD HD- 10-32 X 0.625 LG ATT PT	1	
- 45	826424	• KICKSTRIP, LEFT	1	
- 46	28413	• SCREW, MACH BD HD- 10-32 X 0.313 LG ATT PT	4	
- 47	826927	• COWLING, TOP	1	
- 48	257189	• NUT, HEX- 8-32 ATT PT	2	
- 49	55901	• LOCKWASHER, EXT- 0.168 ID X 0.381 OD ATT PT	2	
- 50	22478	• WASHER, FL- 0.170 ID 0.375 OD 0.032 THK ATT PT	2	
- 51	827132	• BRACKET, ANGLE	4	
- 52	725413	• SCREW, WASHER HEX HD- 10-32 X 0.312 LG ATT PT	8	
- 53	45690	• WASHER, FL- 0.438 OD X 0.031 THK ATT PT	8	
- 54	826926	• BRACKET, SPACER	4	
- 55	725413	• SCREW, WASHER HEX HD- 10-32 X 0.312 LG ATT PT	8	
- 56	45690	• WASHER, FL- 0.438 OD X 0.031 THK ATT PT	8	
- 57	826928	• COWLING, SIDE	2	
- 58	234341	• SCREW, WASHER FIL HD- 0.250-20 X 0.625 LG ATT PT	8	
- 59	3550	• WASHER, FL- 0.250 X 0.563 OD X 0.050 THK ATT PT	8	
- 60	825365	• BRACKET, RIGHT	2	
- 61	725413	• SCREW, WASHER HEX HD- 10-32 X 0.312 LG ATT PT	4	
- 62	45690	• WASHER, FL- 0.438 OD X 0.031 THK ATT PT	4	
- 63	826493	• TRIM, TOP	2	
- 64	34512	• SCREW, MACH BD HD- 8-32 X 0.375 LG ATT PT	10	
- 65	826893	• PLATE, LATCH LOCK	2	
- 66	28413	• SCREW, MACH BD HD- 10-32 X 0.313 LG ATT PT	4	
- 67	837969	• STOP ASM	4	
- 68	725413	• SCREW, WASHER HEX HD- 10-32 X 0.312 LG ATT PT	3	
- 68	99	• SCREW, MACH FL CSK HD- 10-32 X 0.375 LG ATT PT	1	
- 69	3550	• WASHER, FL- 0.250 ID X 0.563 OD ATT PT	3	
- 69	161351	• WASHER, FL- 0.330 ID X 0.625 OD ATT PT	1	
- 70	597038	• FERRULE, ELECTRICAL CONDUCTOR- 8 AWG	2	
- 71	825464	• RETAINER, CABLE	1	
- 72	597066	• WIRE CORD, INSULATED- 0.0625 OD	1	
- 73	824632	• BRACKET, COVER	2	
- 74	725413	• SCREW, WASHER HEX HD- 10-32 X 0.312 LG ATT PT	4	
- 75	45690	• WASHER, FL- 0.438 OD X 0.031 THK ATT PT	4	
- 76	824801	• BRACKET, COVER OLD STYLE	2	
- 76	824632	• BRACKET, COVER NEW STYLE	2	
- 77	725413	• SCREW, WASHER HEX HD- 10-32 X 0.312 LG ATT PT	4	
- 78	45690	• WASHER, FL- 0.438 OD X 0.031 THK ATT PT	4	
- 79	825365	• BRACKET, RIGHT	2	
- 80	725413	• SCREW, WASHER HEX HD- 10-32 X 0.312 LG ATT PT	4	
- 81	45690	• WASHER, FL- 0.438 OD X 0.031 THK ATT PT	4	
- 82	2145165	• SPACER, CABLE CLAMP- 0.250 DIA TO BE USED ON TOP HINGE ONLY	4	
- 83	2227554	• BRACKET, HINGE	8	
- 84	257616	• SCREW, WASHER- 10-32 X 0.437 LG ATT PT	16	
- 85	4569	• WASHER, FL- 0.500 OD X 0.060 THK ATT PT	16	
- 86	2227552	• HINGE, WELDMENT RH	4	
- 86	2227553	• HINGE, WELDMENT LH	4	
- 87	1133767	• SCREW, WASH HEX HD- 8-32 0.500 LG ATT PT	16	
- 88	2903	• WASHER, FL- 0.500 OD X 0.031 THK ATT PT	16	
- 89	825843	• PLATE	8	
- 90	827108	• NAMEPLATE, FRENCH	2	
- 90	827110	• NAMEPLATE, GERMAN	2	
- 90	826975	• NAMEPLATE, ENGLISH	2	
- 91	855285	• PLATE, USA TO UK	1	

FOR PARTS
NOT SHOWN
SEE FIG. 1

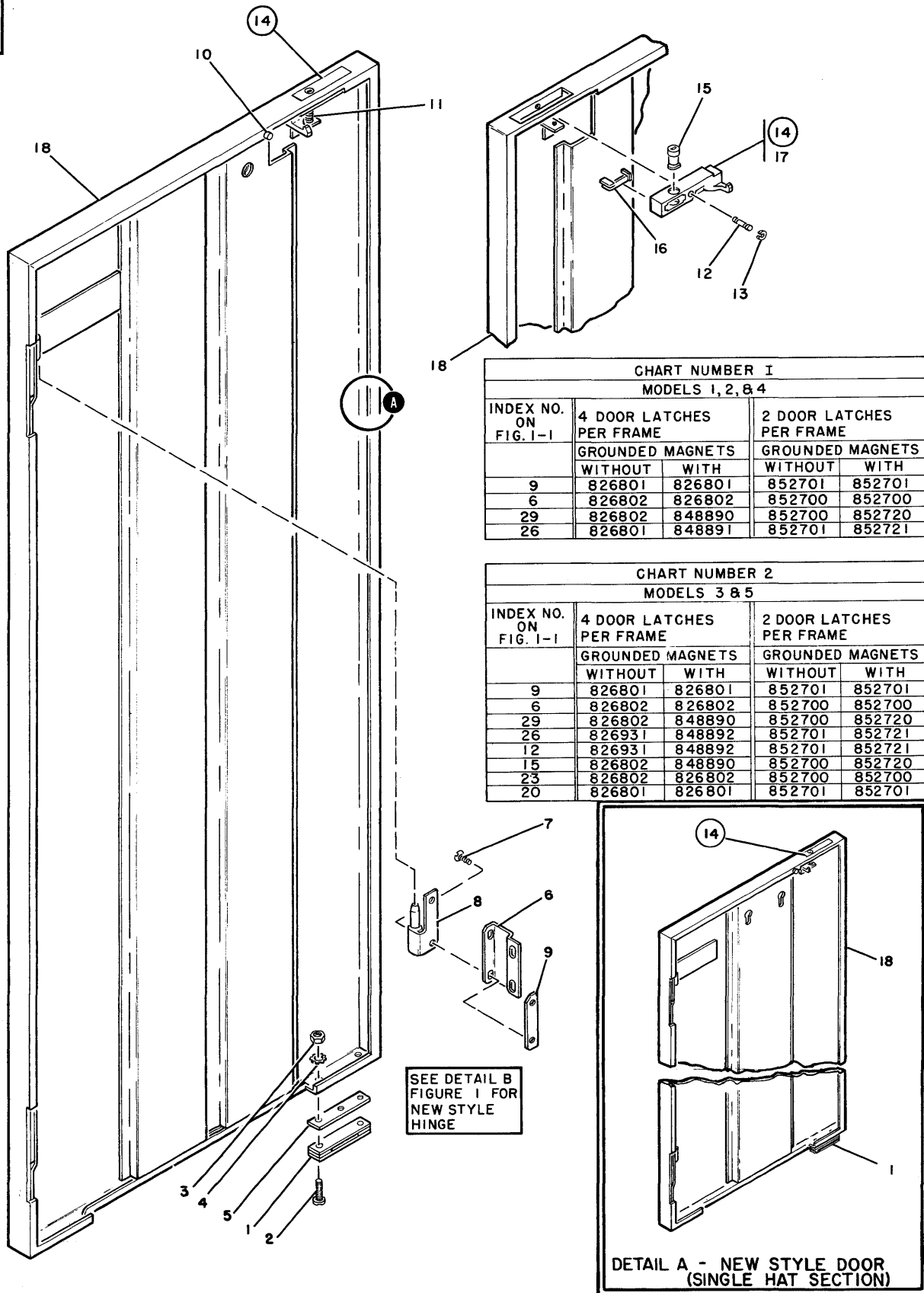


FIGURE 2. LEFT AND RIGHT HAND DOOR ASSEMBLY WITHOUT GROUND MAGNET ASSEMBLY. SEE LIST 2.

FOR PARTS
NOT SHOWN
SEE FIG. 1

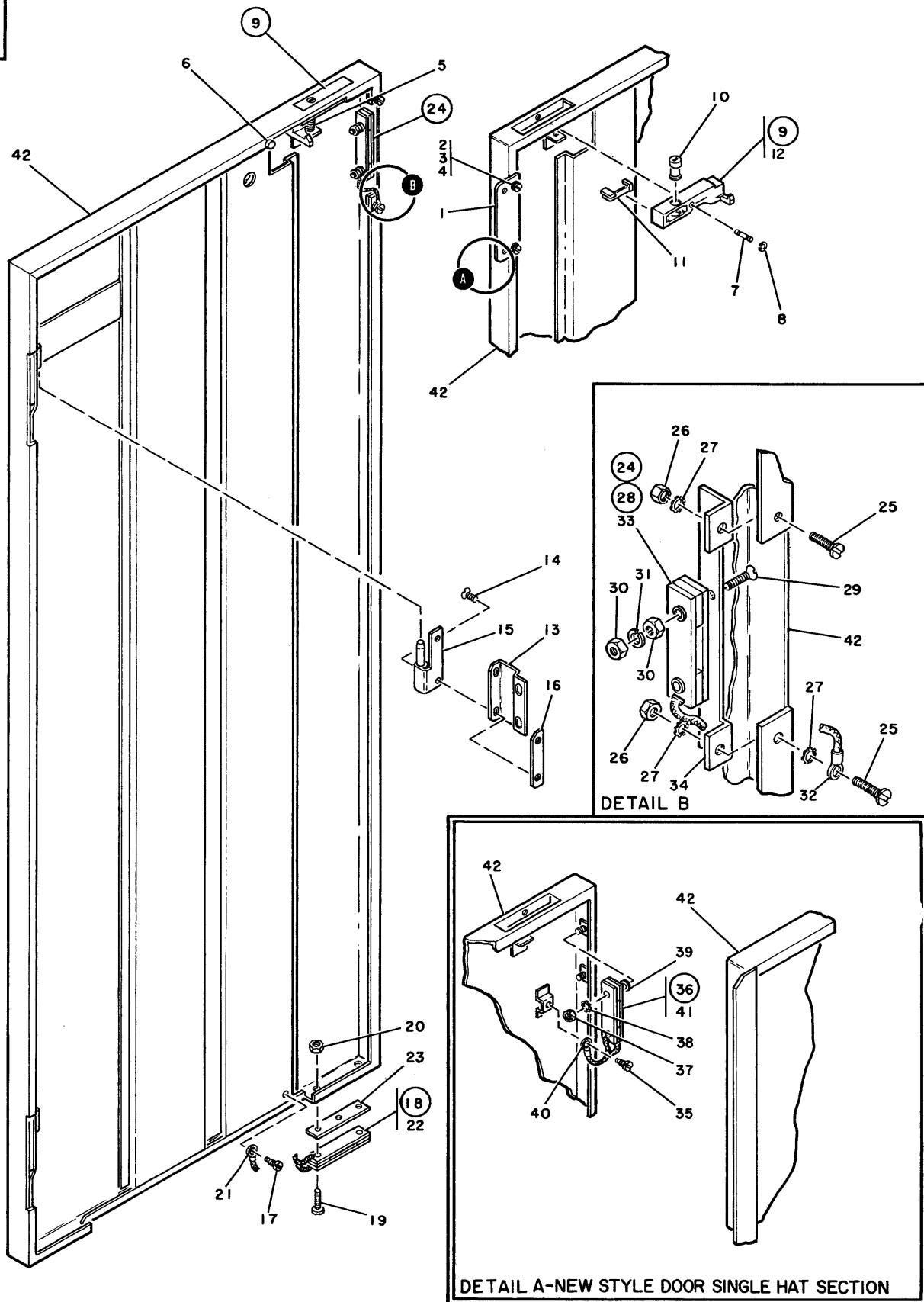


FIGURE 3. LEFT AND RIGHT HAND DOOR ASSEMBLY WITH GROUND MAGNET ASSEMBLY. SEE LIST 3.

LIST AND INDEX NUMBER	PART NUMBER	DESCRIPTION	UNITS PER ASM.	USABLE ON CODE
		1 2 3 4 LEFT AND RIGHT HAND DOOR ASM WITH GROUNDED MAGNET ASM		
3 -	848890	DOOR ASSEMBLY,LEFT OLD STYLE	REF	
-	848890	DOOR ASSEMBLY,LEFT OLD STYLE	REF	
-	848892	DOOR ASSEMBLY,RIGHT OLD STYLE	REF	
-	852721	COVER ASSEMBLY,RIGHT NEW STYLE AND MODEL- 6	REF	
-	852720	COVER ASSEMBLY,LEFT NEW STYLE AND MODEL- 6	REF	
		SEE FIGURE 1-12, 15, 26 AND 29 FOR NEXT HIGHER ASSEMBLY AND FIGURE 3 FOR ILLUSTRATION		
- 1	848882	. BRACKET	1	
- 2	338238	. SCREW,MACH BD HD- 4-40 X 0.313 LG ATT PT	2	
- 3	37913	. NUT,HEX- 4-40 NC ATT PT	2	
- 4	338169	. LOCKWASHER,EXT- 0.115 ID X 0.260 OD ATT PT	2	
- 5	131234	. SPRING	1	
- 6	825690	. BUMPER,DOOR	1	
- 7	824637	. PIN,PIVOT	1	
- 8	257701	. CLIP ATT PT	2	
- 9	826196	. LATCH,LEFT DOOR	1	
- 9	826197	. LATCH,RIGHT DOOR	1	
- 10	825397	. . CAM, LATCH, LEFT USED ON ASSEMBLY 826196	1	
- 10	825394	. . CAM,LATCH RIGHT USED ON ASSEMBLY 826197	1	
- 11	825396	. . LOCK,LEFT SPRING USED ON ASSEMBLY 826196	1	
- 11	827018	. . LOCK,SPRING RIGHT USED ON ASSEMBLY 82697	1	
- 12	827166	. . LATCH USED ON ASSEMBLY 826196	1	
- 12	827046	. . LATCH USED ON ASSEMBLY 826197	1	
- 13	838057	. BRACKET,HINGE OLD STYLE	2	
- 14	38452	. SCREW,MACH FL CSK HD- 8-32 X 0.313 LG ATT PT	4	
- 15	825845	. HINGE,LEFT OLD STYLE	1	
- 16	825843	. PLATE,OLD STYLE	2	
- 17	183900	. SCREW,THD CTG BD HD- 8-32 X 0.250 LG	1	
- 18	848877	. LATCH ASSEMBLY,MAGNET	1	
- 19	38269	. SCREW,MACH FIL- 4-40 X 1.000 LG ATT PT	2	
- 20	37913	. NUT,HEX- 4-40 ATT PT	2	
- 21	848888	. . TERMINAL,RING	1	
- 22	848876	. . LATCH,MAGNET	1	
- 23	824393	. SPACER,LATCH	2	
- 24	852724	. MAGNET ASSEMBLY,LATCH RIGHT OLD STYLE	1	
- 25	236550	. SCREW,MACH BD HD- 4-40 X 0.375 LG ATT PT	2	
- 26	37913	. NUT,HEX 4-40 ATT PT	2	
- 27	338169	. LOCKWASHER,EXT- 0.281 OD ATT PT	3	
- 28	848877	. . LATCH ASSEMBLY,MAGNET	1	
- 29	438559	. . SCREW,MACH PH- 4-40 X 0.750 LG ATT PT	2	
- 30	37913	. . NUT,HEX- 4-40 ATT PT	4	
- 31	257984	. . LOCKWASHER,SPRING MEDIUM ATT PT	2	
- 32	848888	. . . TERMINAL,RING	1	
- 33	848876	. . . LATCH MAGNET	1	
- 34	852723	. . BRACKET	1	
- 35	183900	. SCREW,THD- CTG BD HD 8-32 X 0.250 LG	1	
- 36	848877	. LATCH ASSEMBLY,MAGNET	1	
- 37	37913	. NUT,HEX- 4-40 ATT PT	2	
- 38	338169	. LOCKWASHER,EXT- 0.281 OD ATT PT	2	
- 39	257985	. WASHER,FL- 0.125 ID X 0.250 OD ATT PT	2	
- 40	848888 NR	. . TERMINAL,RING	1	
- 41	848876 NR	. . LATCH MAGNET	1	
- 42	826422	. DOOR ASSEMBLY,LEFT OLD STYLE	1	
- 42	826421	. DOOR ASSEMBLY,RIGHT NAMEPLATE-OLD STYLE	1	
- 42	826490	. DOOR ASSEMBLY,RIGHT OLD STYLE	1	
- 42	852719	. COVER ASSEMBLY,RIGHT NEW STYLE AND MODEL- 6	1	
- 42	852718	. COVER,LEFT NEW STYLE AND MODEL- 6	1	

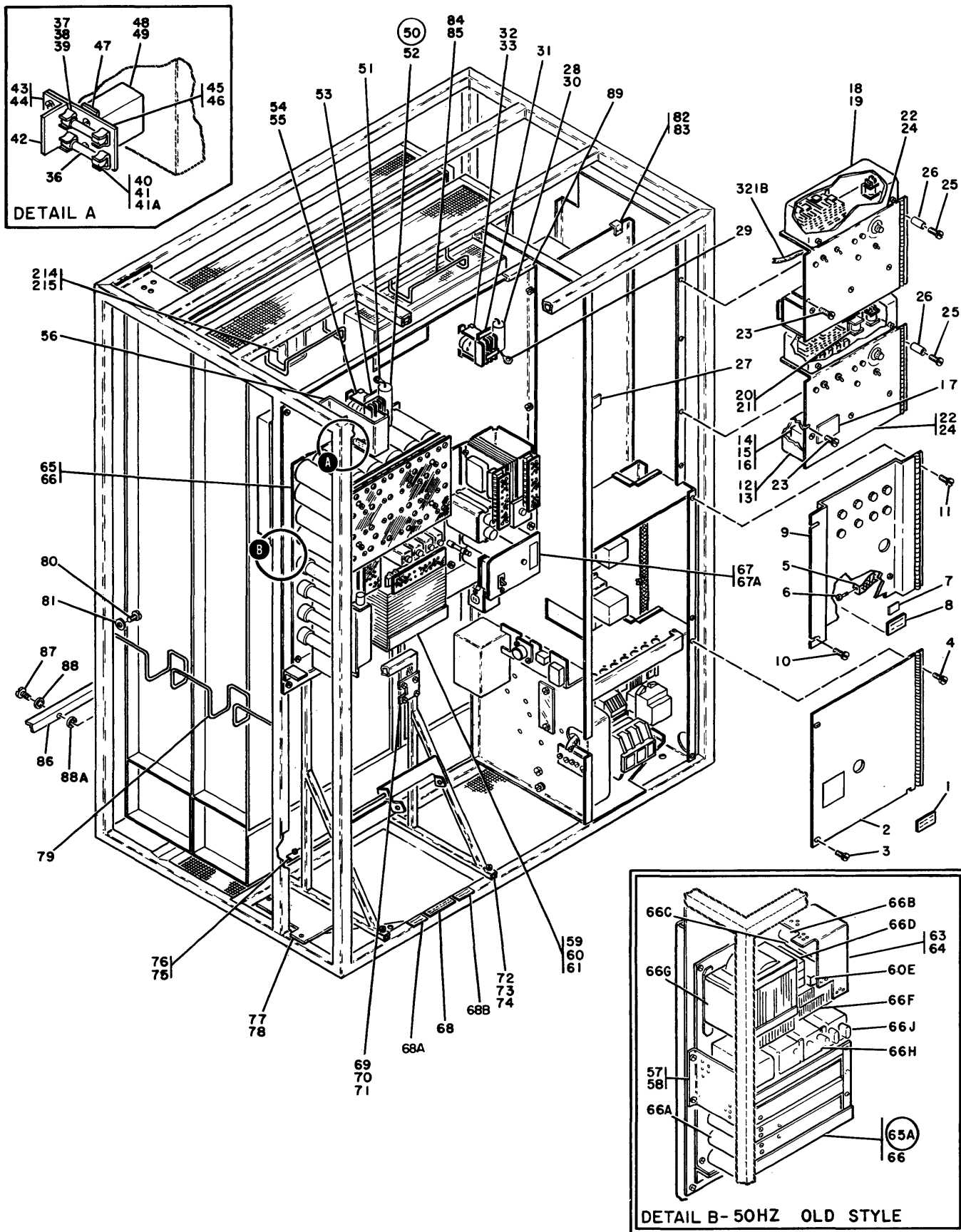


FIGURE 4. CONTROL UNIT FINAL ASSEMBLY MODELS ONE THROUGH SIX. SHEET 1 OF 4 SEE LIST 4.

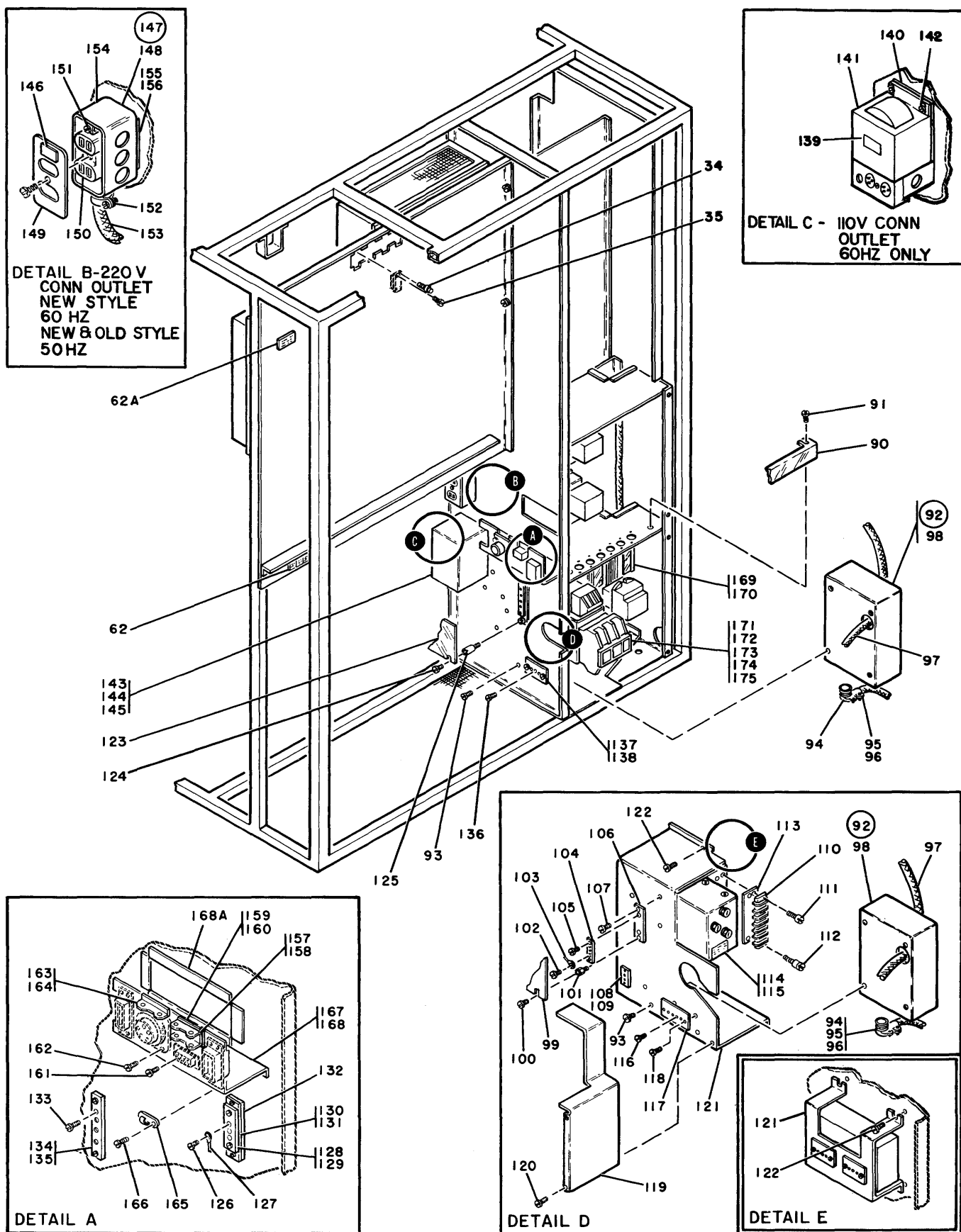


FIGURE 4. CONTROL UNIT FINAL ASSEMBLY MODELS ONE THROUGH SIX. SHEET 2 OF 4. SEE LIST 4.

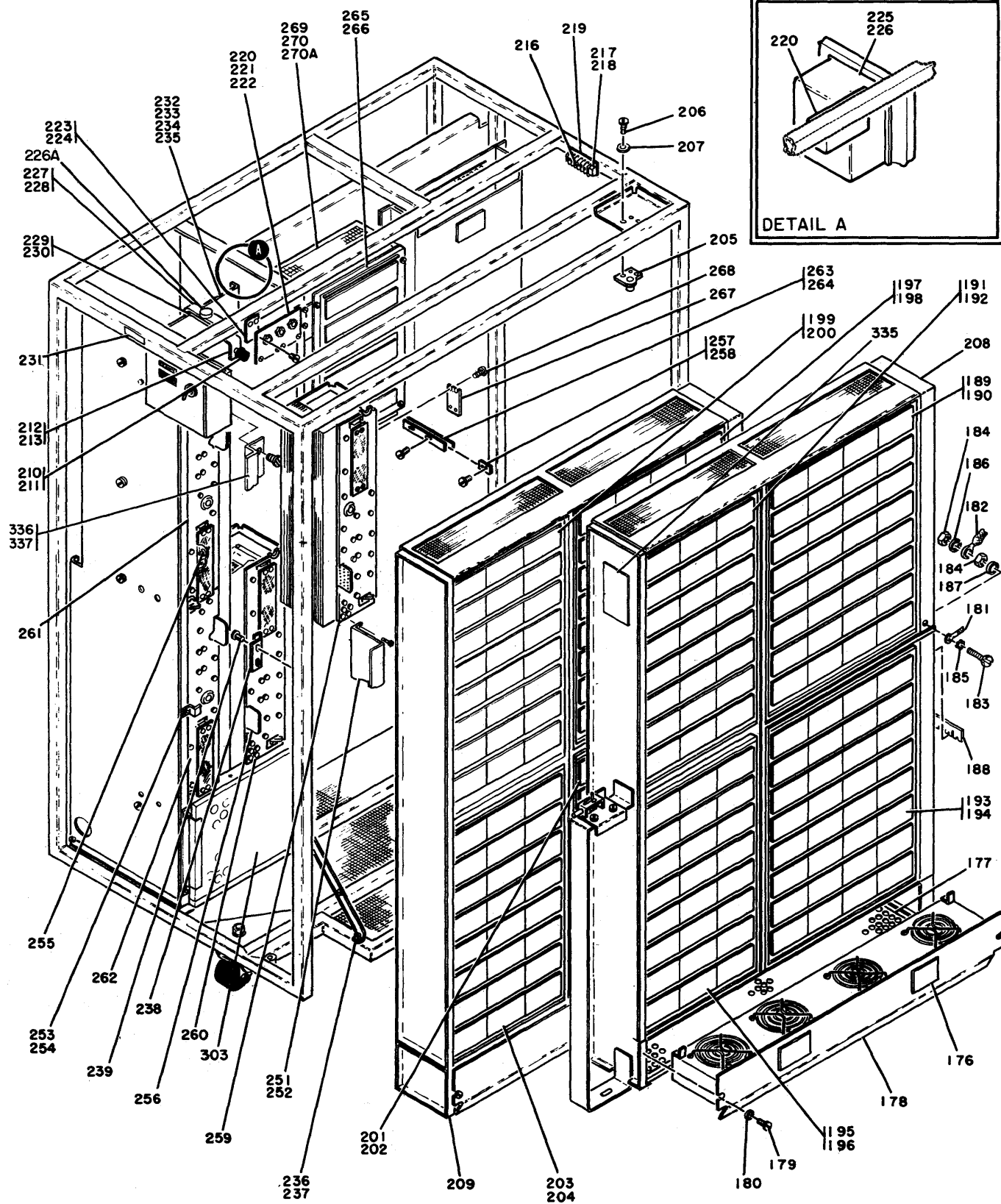


FIGURE 4. CONTROL UNIT FINAL ASSEMBLY MODELS ONE THROUGH SIX SHEET 3 OF 4. SEE LIST 4.

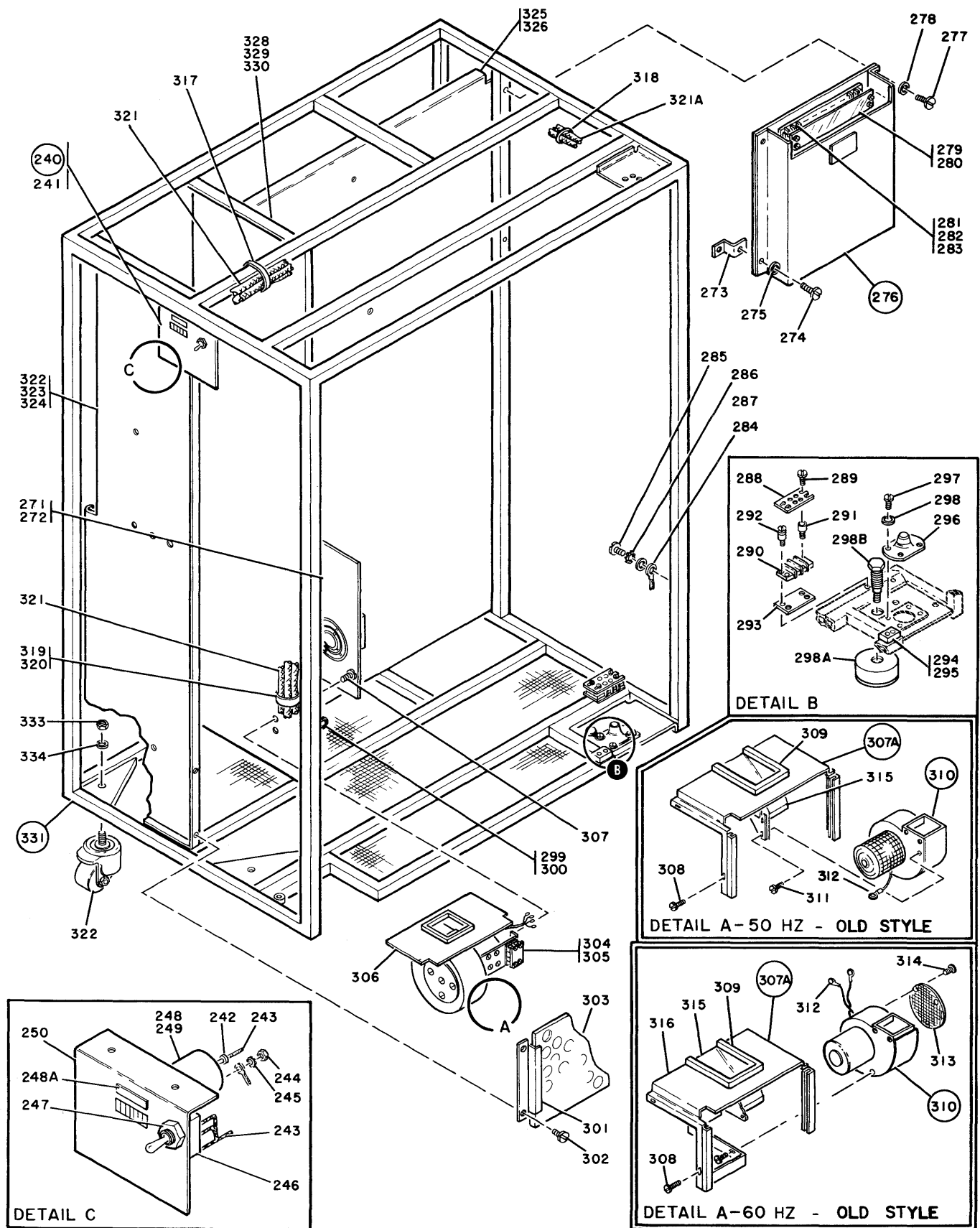


FIGURE 4. CONTROL UNIT FINAL ASSEMBLY MODELS ONE THROUGH SIX. SHEET 4 OF 4. SEE LIST 4.

LIST AND INDEX NUMBER	PART NUMBER	DESCRIPTION	UNITS PER ASM.	USABLE ON CODE
		2821 CONTROL UNIT FINAL ASSEMBLY, MODELS 1 THROUGH 6		
	NO. NO. NP	2821 CONTROL UNIT FINAL ASSEMBLY SEE FIGURE 4 FOR ILLUSTRATION		
4 - 1	138754	. DECAL, INST LINE V PRESENT W/MACH PWR OFF	1	
- 2	826248	. COVER, POWER HOUSING- 60 HZ	1	
- 2	826276	. PLATE, HINGE PRIMARY POWER- 50 HZ	1	
- 3	10170	. SCREW, MACH BD HD- 6-32 X 0.250 LG ATT PT	2	
- 4	58207	. SCREW, MACH BD HD- 8-32 X 0.250 LG ATT PT	2	
- 5	5240500	. STRAP	1	
- 6	236849	. SCREW, MACH BD HD- 10-32 X 0.250 LG	2	
- 7	845762	. DECAL, VOLTAGE- 60 HZ	1	
- 8	369207	. LABEL, VOLTAGE	1	
- 9	826226 NP	. COMPONENT DOOR ASSEMBLY- 60 HZ		
- 9	2532306	. COMPONENT DOOR ASSEMBLY- 60 HZ MODEL- 6 SEE FIGURE 5 FOR DETAIL BREAKDOWN	1	
- 9	826231 NP	. COMPONENT DOOR ASSEMBLY- 50 HZ		
- 9	2532288	. COMPONENT DOOR ASSEMBLY- 50 HZ MODEL 6 SEE FIGURE 6 FOR DETAIL BREAKDOWN	1	
- 10	10170	. SCREW, MACH BD HD- 6-32 X 0.250 LG ATT PT	2	
- 11	58207	. SCREW, MACH BD HD- 8-32 X 0.250 LG ATT PT	2	
- 12	827148	. COVER- 60 HZ FUSE	1	
- 12	827153	. COVER- 50 HZ FUSE	1	
- 13	55726	. SCREW, MACH BD HD- 6-32 X 0.188 LG ATT PT	4	
- 14	2184096	. RELAY, ARMATURE- 4PDT 24 VAC 60 HZ NEW STYLE	1	
- 15	257187	. NUT, HEX- 6-32	2	
- 16	56722	. LOCKWASHER, EXT- 0.141 ID X 0.320 OD ATT PT	2	
- 17	838017	. DECAL	1	
- 18	838015	. COVER	2	
- 19	58207	. SCREW, MACH BD HD- 8-32 X 0.250 LG ATT PT	4	
- 20	754605	. RELAY- 6V DC	1	
- 21	257187	. NUT, HEX- 6-32	1	
- 22	826225	. PANEL ASSEMBLY, CONTROL USED ON SECOND FRAME, 60 HZ	1	
- 22	826240	. PANEL ASSEMBLY- 50 HZ CONTROL USED ON FIRST FRAME, 50 HZ	1	
- 22	826346	. PANEL ASSEMBLY, CONTROL	1	
- 22	2532307	. USED ON SECOND FRAME, MODELS 3 AND 5 WITH THIRD PRINTER CONTROL FEATURE . CONTROL PANEL ASSEMBLY- 50/60 HZ MODEL- 6 SEE FIGURE 7 FOR DETAIL BREAKDOWN	1	
- 23	10170	. SCREW, MACH BD HD- 6-32 X 0.250 LG ATT PT	1	
- 24	58207	. SCREW, MACH BD HD- 8-32 X 0.250 LG ATT PT	1	
- 25	19944	. SCREW, MACH BD HD- 8-32 X 0.750 LG ATT PT	1	
- 26	2155673	. SPACER	1	
- 27	5466372	. LABEL	1	
- 28	726633	. CAPACITOR- 0.22 MFD	1	
- 29	186961	. . TERMINAL, RING- NO. 6 STUD NON INSULATED	2	
- 30	347038	. . CAPACITOR- 600VDC 0.22MFD	1	
- 31	609394	. BUS BAR	2	
- 32	369243	. CONTACTOR, MAGNETIC	1	
- 33	10170	. SCREW, MACH BD HD- 6-32 X 0.250 LG ATT PT	2	
- 34	740617	. PIN, GUIDE ASM	4	
- 35	81693	. SCREW, MACH BD HD- 6-32 X 0.375 LG ATT PT	4	
- 36	253638	. FUSE- 0.75AMP	4	
- 37	7058	. CLIP, FUSE	4	
- 38	4186	. SCREW, MACH BD HD- 5-40 X 0.625 LG ATT PT	4	
- 39	2525	. NUT, HEX- 5-40 ATT PT	4	
- 40	308789	. CLIP, SPRING TENSION	4	
- 41	4186	. SCREW, MACH BD HD- 5-40 X -.625 LG ATT PT	4	
- 41A	3525	. NUT, HEX- 5-40 ATT PT	4	
- 42	253722	. BAR, FUSE CONTACT	2	
- 43	4186	. SCREW, MACH BD HD- 5-40 X 0.625 LG ATT PT	4	
- 44	3525	. NUT, HEX- 5-40 ATT PT	4	
- 45	801314	. BLOCK, FUSE	2	
- 46	38443	. SCREW, MACH FL CSK HD- 6-32 X 0.313 LG ATT PT	4	
- 47	253724	. FUSE, BAR	2	
- 48	801239	. STANDOFF, FUSE BLOCK	2	
- 49	170215	. SCREW, WASH FIL HD- 6-32 X 0.313 LG ATT PT	4	
- 49A	257986	. WASHER, FL- 0.156 ID X 0.312 OD ATT PT	4	
- 50	726633	. CAPACITOR- 0.22 MFD	1	
- 51	186961	. . TERMINAL, RING- NO. 6 STUD NON INSULATED	2	
- 52	347038	. . CAPACITOR- 600VDC 0.22MFD	1	
- 53	609394	. BUS BAR	2	
- 54	369243	. CONTACTOR, MAGNETIC	1	
- 55	10170	. SCREW, MACH BD HD- 6-32 X 0.250 LG	2	
- 56	827248 NP	. COMPONENT ASM, TB DIODE AND FUSE NEW STYLE		
- 56	838071 NP	. TB, DIODE AND FUSE COMP ASM OLD STYLE		

LIST AND INDEX NUMBER	PART NUMBER	DESCRIPTION	UNITS PER ASM.	USABLE ON CODE
		1 2 3 4		
4 - 57	826834	SEE FIGURE 18 FOR DETAIL BREAKDOWN • SHIELD,POWER SUPPLY	1	
- 58	55726	• SCREW,MACH BD HD- 6-32 X 0.188 LG ATT PT	2	
- 59	911815	• SCREEN,FIRE BARRIER NEW STYLE	1	
- 59	838086	• COVER,OLD STYLE	AR	
- 60	5528	• SCREW,MACH BD HD- 8-32 X 0.625 LG ATT PT	2	
- 61	72828	• NUT,SELF LKG HEX- 8-32 X 0.334 ATT PT	2	
- 62	827163	• LABEL	1	
- 62A	369207	• LABEL,VOLTAGE	1	
- 63	826816	• SHIELD,POWER SUPPLY- 50 HZ USED WITH ASSEMBLY 4117404 ONLY	1	
- 64	10170	• SCREW,MACH BD HD- 6-32 X 0.250 LG	2	
- 65	5761420	• POWER SUPPLY ASM- 60V AT 20A 60 HZ NEW STYLE SEE FIGURE 21 FOR DETAIL BREAKDOWN	1	
- 65	480765	• POWER SUPPLY ASM- 60V DC 20 AMP OLD STYLE SEE FIGURE 20 FOR DETAIL BREAKDOWN	1	
- 65	5761410	• POWER SUPPLY ASM- 60V AT 20A 50 HZ NEW STYLE SEE FIGURE 21 FOR DETAIL BREAKDOWN	1	
- 65	5761410	• POWER SUPPLY ASM- 60V AT 20A 50HZ OLD STYLE SEE FIGURE 21 FOR DETAIL BREAKDOWN	1	
- 65A	4117404	• POWER SUPPLY ASM- 6V 20 AMP 50 HZ OLD STYLE	1	
- 66	28413	• SCREW,MACH BD HD- 10-32 X 0.313 LG ATT PT	4	
- 66A	4116261	• . CAPACITOR- 4000 MPD 75 VDC	24	
- 66B	4117742	• . RESISTOR- 150 OHMS P/H 5% 35W	1	
- 66C	4117741	• . RESISTOR- 50 OHMS P/H 5% 35W	2	
- 66D	4116933	• . DIODE	4	
- 66E	4116890	• . CONTACTOR- 220V	1	
- 66F	4116380	• . TRANSFORMER	1	
- 66G	4116374	• . REGULATOR- 126W	1	
- 66H	8010761	• . CAPACITOR- 18 UF	4	
- 66J	8011060	• . INSULATION	8	
- 67	222857	• POWER SUPPLY ASSEMBLY- 20VDC AT 6A 60 HZ	1	
- 67	5240499	• POWER SUPPLY ASSEMBLY- 20V 6 AMP 50 HZ SEE FIGURE 22 FOR DETAIL BREAKDOWN	1	
- 67A	28413	• SCREW,MACH BD HD- 10-32 X 0.3125 LG ATT PT	3	
- 68	2542374	• PLATE,POWER RATING- MOD 5 50 HZ	1	
- 68	2542375	• PLATE,POWER RATING- MOD 5 60 HZ	1	
- 68	2542376	• PLATE,POWER RATING- MOD 4 50 HZ	1	
- 68	2542377	• PLATE,POWER RATING- MOD 4 60 HZ	1	
- 68	2542378	• PLATE,POWER RATING- MOD 3 50 HZ	1	
- 68	2542379	• PLATE,POWER RATING- MOD 3 60 HZ	1	
- 68	2542380	• PLATE,POWER RATING- MOD 2 50 HZ	1	
- 68	2543881	• PLATE,POWER RATING- MOD 2 60 HZ	1	
- 68	2542382	• PLATE,POWER RATING- MOD 1 50 HZ	1	
- 68	2542383	• PLATE,POWER RATING- MOD 1 60 HZ	1	
- 68	2542384	• PLATE,POWER RATING- MOD 1 50 HZ	1	
- 68	2542385	• PLATE,POWER RATING- MOD 2 50 HZ	1	
- 68	2542386	• PLATE,POWER RATING- MOD 3 50 HZ	1	
- 68	2542387	• PLATE,POWER RATING- MOD 4 50 HZ	1	
- 68	2542388	• PLATE,POWER RATING- MOD 5 50 HZ	1	
- 68	2532304	• PLATE,POWER RATING- 60 HZ 208/230 MODEL- 6	1	
- 68	2532290	• PLATE,POWER RATING- 50 HZ 195/235 MODEL- 6	1	
- 68	2532291	• PLATE,POWER RATING- 50HZ 380/408 MODEL- 6	1	
- 68A	855286	• PLATE,UL LISTING	1	
- 68B	960766	• PLATE, CSA	1	
- 69	846882	• BRACKET,PARTITIONING CONNECTOR MTG	1	
- 70	19944	• SCREW,MACH BD HD- 8-32 X 0.750 LG ATT PT	2	
- 71	251790	• SCREW,MACH BD HD- 4-40 X 0.250 LG ATT PT	2	
- 72	827298 NP	• RACK ASSEMBLY,CABLE CONNECTOR SEE FIGURE 9 FOR DETAIL BREAKDOWN		
- 73	5677	• SCREW,MACH BD HD- 10-32 X 0.750 LG ATT PT	4	
- 74	9092	• LOCKWASHER,SPLIT- 0.194 ID X 0.337 OD ATT PT	2	
- 75	56079	• LOCKWASHER,EXT- 0.204 ID X 0.410 OD ATT PT	2	
- 76	838007	• PLATE	1	
- 77	838008	• PLATE	1	
- 78	725413	• SCREW,WASHER HEX HD- 10-32 X0.312 LG ATT PT	2	
- 79	826908	• RACK,SIDE CABLE SUPPORT	4	
- 80	177397	• SCREW,WASHER HEX HD- 10-32 X 0.500 LG ATT PT	5	
- 81	47242	• WASHER,FL- 0.500 OD X 0.062 THK ATT PT	5	
- 82	827045	• MCOUNTING BRACKET,TY RAP	1	
- 83	236550	• SCREW,MACH BD HD- 4-40 X 0.375 LG ATT PT	2	
- 84	826336	• RACK,CABLE SUPPORT	1	
- 85	725412	• SCREW,WASH SELF TAP- 8-32 X 0.375 LG ATT PT	3	
- 86	838062	• BAR,PIN PROTECTION	1	
- 87	438550	• SCREW,MACH BD HD- 4-40 X 0.500 LG ATT PT	3	
- 87	251970	• SCREW,MACH BD HD- 4-40 X 0.250 LG ATT PT	3	
- 88	22478	• WASHER,FL- 0.170 ID X 0.375 OD 0.032 THK ATT PT	3	
- 88	257985	• WASHER, FL- 0.125 OD X 0.250 OD ATT PT	3	
- 88A	595091	• SEACER,RESISTOR PANEL	1	

LIST AND INDEX NUMBER	PART NUMBER	DESCRIPTION 1 2 3 4	UNITS PER ASM.	USABLE ON CODE
4 - 89	220929	. STRIP,UPPER PLATFORM RUBBER	1	
- 90	827149	. COVER- 60 HZ FUSE	1	
- 90	827169	. COVER- 50 HZ FUSE	1	
- 91	55726	. SCREW,MACH BD HD- 6-32 X 0.188 LG ATT PT	2	
- 92	826469	. LINE FILTER ASM- 30 AMP 60 HZ MODS 1,2 & 4	AR	
- 92	826892	. LINE FILTER ASM- 50 HZ MODS 1, 2 & 4	1	
- 92	826803	. FILTER ASSEMBLY- 30 AMP 60 HZ MODS 3 & 5	1	
- 92	826804	. FILTER ASSEMBLY- 30 AMP 60 HZ	1	
- 92	826805	. LINE FILTER ASSEMBLY- 50 HZ MODS 3 & 5	1	
- 92	826806	. LINE FILTER ASSEMBLY- 60 HZ	1	
- 93	32617	. SCREW,MACH BD HD- 10-32 X 0.438 LG ATT PT	4	
- 94	182520	. . CONNECTOR,SQUEEZE FLEXIBLE CONDUIT USED ON ASSEMBLY 826469, 826803 AND 826804	1	
- 95	253325	. . NUT,LOCK ATT PT USED ON ASSEMBLY 826803 AND 826805	1	
- 96	852717	. . LOCKWASHER,INT- 1.343 ID X 1.937 OD ATT PT	1	
- 97	826471	. . CABLE ASM,LINE CORD- 60 HZ MODS 1,2 & 4 USED ON ASSEMBLY 826469	1	
- 97	826470	SEE FIGURE 28-3 47B, 50A AND 60 FOR COMPONENT PARTS . . CABLE ASM,MAIN PWR INPUT- 60HZ MODS 1,2 & 4	1	
- 97	826929	USED ON ASM 826469, 826803 AND 826804 SEE FIGURE 28-47B FOR COMPONENT PARTS . . CABLE ASM,MAIN POWER INPUT- 50HZ MODS 1,2 & 4	1	
- 97	826972	USED ON ASSEMBLY 826892 AND 826806 SEE FIGURE 28-4 47B AND 47C FOR COMPONENT PARTS . . CABLE ASM,LINE CORD- 50 HZ MODS 1,2 & 4 USED ON ASSEMBLY 826892 SEE FIGURE 28-3, 47B AND 50	1	
- 97	827037	FOR COMPONENT PARTS . . CABLE ASM- 60 AMP LINE CORD 60HZ MODS 3 & 5 USED ON ASSEMBLY 826803	1	
- 97	827038	SEE FIGURE 28-16, 48, 50H, 59 AND 60A FOR COMPONENT PARTS . . CABLE ASM- 30 AMP LINE CORD 60HZ MODS 3 & 5	1	
- 97	827073	USED ON ASSEMBLY 826803 SEE FIGURE 28-3, 47B AND 59 FOR COMPONENT PARTS . . CABLE ASM- 60 AMP LINE CORD 50 HZ MODS 3 & 5 USED ON ASSEMBLY 826805 SEE FIGURE 28-6 48, 50H AND 58	1	
- 97	827134	FOR COMPONENT PARTS . . CABLE ASM- 30 AMPLINE CORE 50 HZ MODS 3 & 5 USED ON ASSEMBLY 826805	1	
- 98	826492	SEE FIGURE 28-3, 47B AND 50 FOR COMPONENT PARTS . . LINE FILTER ASSEMBLY,PI TYPE- 30 AMP	1	
- 98	826286	USED ON ASSEMBLY 826469 AND 826804 . . FILTER BOX ASSEMBLY- 30 AMP 50 HZ	1	
- 98	826241	USED ON ASSEMBLY 826892 AND 826806 . . FILTER BOX ASSEMBLY- 30 AMP 60 HZ	1	
- 98	827135	USED ON ASSEMBLY 826803 . . FILTER BOX ASSEMBLY- 30 AMP 50 HZ	1	
- 99	846824	USED ON ASSEMBLY 826805 . SHIELD	1	
-100	58207	. SCREW,MACH BD HD- 8-32 X 0.250 LG ATT PT	2	
-101	360524	. STANDOFF- 8-32 X 1.313 LG	2	
-102	221790	. SCREW,MACH BD HD- 8-32 X 0.188 LG	2	
-103	826848	. JUMPER ASSEMBLY	1	
-104	805350	SEE FIGURE 28-50B AND 50G FOR COMPONENT PARTS . BUS	1	
-105	32042	. SCREW,MACH BD HD- 10-32 X 0.375 LG ATT PT	2	
-106	805351	. INSULATOR	1	
-107	186759	. SCREW,MACH BD HD- 8-32 X 0.313 LG ATT PT	2	
-108	805350	. BUS	1	
-109	186759	. SCREW,MACH BD HD- 8-32 X 0.313 LG ATT PT	2	
-110	317131	. TERMINAL BOARD- 6 DBL SCREW TERMINALS	1	
-111	210985	. STUD,EXT- INT 6-32 EXT 8-32 X 0.900 LG ATT PT	2	
-112	210986	. STUD,SHIELD MOUNTING ATT PT	2	
-113	322266	. MARKER STRIP- 6 POS NOS. 1 THRU 6	1	
-114	5050346	. RELAY ASSEMBLY,PHASE SEQUENCE	1	
-115	10170	. SCREW,MACH BD HD- 6-32 X 0.250 LG ATT PT	2	
-116	438549	. SCREW,MACH BD HD- 4-40 X 0.438 LG	4	
-117	726551	. BUS BAR,FOUR POSITION	1	
-118	186759	. SCREW,MACH BD HD- 8-32 X 0.313 LG ATT PT	2	

LIST AND INDEX NUMBER	PART NUMBER	DESCRIPTION	UNITS PER ASM.	USABLE ON CODE
1 2 3 4				
4 - 119	826489	. COVER, FILTER HOUSING	1	
-120	10170	. SCREW, MACH BD HD- 6-32 X 0.250 LG ATT PT	2	
-121	846921	. BRACKET, FILTER- 50 HZ NEW STYLE	1	
-121	826334	. HOUSING- 50 HZ FILTER OLD STYLE	1	
-122	58207	. SCREW, MACH BD HD- 8-32 X 0.250 LG ATT PT	2	
-123	846824	. SHIELD	1	
-124	58207	. SCREW, MACH BD HD- 8-32 X 0.250 LG	2	
-125	360524	. STANDOFF- 8-32 X 1.313 LG	2	
-126	221790	. SCREW, MACH BD HD- 8-32 X 0.188 LG ATT PT	1	
-127	826848	. JUMPER ASSEMBLY SEE FIGURE 28-50B AND 50G FOR COMPONENT PARTS	1	
-128	805350	. BUS	1	
-129	32042	. SCREW, MACH BD HD 10-32 X 0.375 LG ATT PT	2	
-130	805351	. INSULATOR	1	
-131	186759	. SCREW, MACH BD HD- 8-32 X 0.313 LG ATT PT	2	
-132	848834	. INSULATOR	1	
-133	221790	. SCREW, MACH BD HD- 8-32 X 0.188 LG	4	
-134	805350	. BUS USED ON 60 HZ ONLY	1	
-135	186758	. SCREW, MACH BD HD- 8-32 X 0.438 LG ATT PT	2	
-136	438549	. SCREW, MACH BD HD- 4-40 X 0.438 LG	4	
-137	726551	. BUS BAR, FOUR POSITION	1	
-138	186759	. SCREW, MACH BD HD- 8-32 X 0.313 LG ATT PT	2	
-139	138754	. DECAL, INST LINE V PRESENT W/MACH PWR OFF	1	
-140	317367	. GROMMET	1	
-141	846925	. TRANSFORMER ISOLATION, STEP DOWN- 150V 7.5A ATT PT RED BUTTON CB NOT REPLACEABLE	1	
-142	236849	. SCREW, MACH BD HD- 10-32 X 0.250 LG ATT PT	4	
-143	848998	. POWER PACK ASSEMBLY- 60 HZ METER	1	
-143	848999	. POWER PACK ASSEMBLY- 50 HZ METER SEE FIGURE 23 FOR DETAIL BREAKDOWN	1	
-144	58207	. SCREW, MACH BD HD- 8-32 X 0.250 LG ATT PT	2	
-145	5528	. SCREW, MACH BD HD- 8-32 X 0.625 LG ATT PT	2	
-146	138754	. DECAL, INST LINE V PRESENT W/MACH PWR OFF	1	
-147	849015	. CONVENIENCE OUTLET ASSEMBLY- 110V 60 HZ	1	
-147	826472	. CONVENIENCE OUTLET ASSEMBLY- 220V 60 HZ	1	
-148	58207	. SCREW, MACH BD HD- 8-32 X 0.250 LG ATT PT	2	
-149	206421	. COVER	1	
-150	357995	. OUTLET, CONV- 115V 60 HZ	1	
-150	418825	. OUTLET, CONV- 220V 50 HZ	1	
-151	38443	. SCREW, MACH FL CSK HD- 6-32 X 0.313 LG ATT PT	2	
-152	2100264	. RELIEF, CABLE STRAIN	1	
-153	826468	. CABLE ASSEMBLY, CONVENIENCE OUTLET SEE FIGURE 28-1B, 2, 17, 18, 18A, 20, 32, 34, 41 AND 42 FOR COMPONENT PARTS	1	
-154	2102151	. BOX, UTILITY	1	
-155	826270	. BRACKET, CONVENIENCE OUTLET MTG	1	
-156	58207	. SCREW, MACH BD HD- 8-32 X 0.250 LG ATT PT	2	
-157	5271288	. TERMINAL	1	
-158	338238	. SCREW, MACH BD HD- 4-40 X 0.313 LG ATT PT	2	
-159	826221	. INSULATOR, GND CONNECTOR	1	
-160	338238	. SCREW, MACH BD HD- 4-40 X 0.313 LG ATT PT	4	
-161	38264	. SCREW, MACH FIL HD- 4-40 X 0.375 LG	8	
-162	38351	. SCREW, MACH FIL HD- 6-32 X 0.312 LG	4	
-162	38262	. SCREW, MACH FIL HD- 4-40 X 0.250 LG	4	
-163	838164	. TERMINAL, TAB	1	
-164	338238	. SCREW, MACH BD HD- 4-40 X 0.313 LG	2	
-165	743002	. LOCK, SPRING	2	
-166	38264	. SCREW, MACH FIL HD- 4-40 X 0.375 LG ATT PT	4	
-167	826243	. BRACKET, CONNECTOR	1	
-167	826427	. BRACKET	1	
-168	58207	. SCREW, MACH BD HD- 8-32 X 0.250 LG ATT PT	3	
-168A	220930	. STRIP, UPPER PLATFORM RUBBER	AR	
-169	187475	. SHIELD, TERMINAL BLOCK- 20 POS	1	
-170	210984	. SCREW, MACH BD HD- 6-32 X 0.250 LG ATT PT	2	
-171	827342	. CONTROL ASM, PWR- 60 HZ MODS 3 & 5 NEW STYLE	1	
-171	827343	. CONTROL ASM, PWR- 60 HZ MODS 1, 2 & 4 NEW STYLE	1	
-171	826298	. CONTROL ASM, PWR- 60 HZ MODS 3 & 5 OLD STYLE	1	
-171	826299	. CONTROL ASM, PWR- 60 HZ MODS 1, 2 & 4 OLD STYLE	1	
-171	2532308	. CONTROL ASSEMBLY, POWER- 60 HZ MODEL- 6	1	
-171	2532287	. CONTROL ASSEMBLY, POWER- 50 HZ MODEL- 6 SEE FIGURE 16 FOR DETAIL BREAKDOWN	1	
-171	827344	. CONTROL ASM, PWR- 50 HZ MODS 3 & 5 NEW STYLE	1	
-171	827345	. CONTROL ASM, PWR- 50 HZ MODS 1, 2 & 4 NEW STYLE	1	
-171	826323	. CONTROL ASM, PWR- 50 HZ MODS 3 & 5 OLD STYLE	1	
-171	826324	. CONTROL ASM, PWR- 50 HZ MODS 1, 2 & 4 OLD STYLE SEE FIGURE 17 FOR DETAIL BREAKDOWN	1	
-172	10170	. SCREW, MACH BD HD- 6-32 X 0.250 LG ATT PT	5	

LIST AND INDEX NUMBER	PART NUMBER	DESCRIPTION	UNITS PER ASM.	USABLE ON CODE
		1 2 3 4		
4 -173	177397	. SCREW,WASHER HEX HD- 10-32 X 0.500 LG	ATT PT	1
-174	45690	. WASHER,FL- 0.438 OD X 0.031 THK	ATT PT	6
-175	725413	. SCREW,WASHER HEX HD- 10-32 X 0.312 LG	ATT PT	5
-176	369208	. DECAL,INST HAZARDOUS AREA		2
-177	826413	. FILTER- 5.50 X 31.12		2
-178	826223	. HOUSING ASSEMBLY- 60 HZ BLOWER		1
-178	826228	. HOUSING ASSEMBLY- 50 HZ BLOWER		1
		SEE FIGURE 14 FOR DETAIL BREAKDOWN		
-179	725411	. SCREW,HEX HEAD SEMS	ATT PT	2
-180	45690	. WASHER,FL- 0.438 OD X 0.031 THK	ATT PT	2
-181	848895	. JUMPER ASSEMBLY,STRAP		2
-182	825559	. STRAP		1
-183	204617	. SCREW,MACH HEX HD- 10-32 X 0.875 LG	ATT PT	1
-184	11598	. NUT,HEX- 10-32	ATT PT	1
-185	56C79	. LOCKWASHER,EXT- 0.204 ID X 0.410 OD	ATT PT	1
-186	9092	. LOCKWASHER,SPLIT RING- 0.194 ID X 0.337 OD	ATT PT	1
-187	45690	. WASHER,FL- 0.438 OD X 0.031 THK	ATT PT	1
-188	846892	. SEAL		1
-189	826351	. CHASSIS ASSEMBLY- 21A3 WIRED		1
-189	838221	. CHASSIS ASM- 221A1 WIRED FEATURE		1
-189	837841	. CHASSIS ASSEMBLY- 21A1 WIRED UCB		1
-189	826291	. CHASSIS ASSEMBLY- 21A1 WIRED FEATURE		1
-189	846943	. CHASSIS ASSEMBLY- 21A1 WIRED TCS		1
-189	846947	. CHASSIS ASSEMBLY- 21A1 WIRED TCB		1
-189	846951	. CHASSIS ASSEMBLY- 21A1 WIRED TCM		1
-189	826311	. CHASSIS ASM- 21A1 WIRED FEATURE		1
-189	849066	. CHASSIS ASSEMBLY- 21A1 WIRED MODEL- 6		1
		SEE FIGURE 12 FOR DETAIL BREAKDOWN		
-190	1133767	. SCREW,WASH HEX HD- 8-32 X 0.500 LG	ATT PT	12
-191	826341	. CHASSIS ASSEMBLY- 21A2 WIRE MOD 4 W/1404		1
-191	837791	. CHASSIS ASSEMBLY- 21A2 WIRED UCB FEATURE		1
		SEE FIGURE 12 FOR DETAIL BREAKDOWN		
-192	1133767	. SCREW,WASH HEX HD- 8-32 X 0.500 LG	ATT PT	12
-193	826351	. CHASSIS ASSEMBLY- 21A3 WIRED		1
-193	826361	. CHASSIS ASSEMBLY- 21A3 WIRED MOD 4 W/1404		1
-193	848940	. CHASSIS ASSEMBLY- 21A3 WIRED		1
		SEE FIGURE 12 FOR DETAIL BREAKDOWN		
-194	1133767	. SCREW,WASH HEX HD- 8-32 X 0.500 LG	ATT PT	12
-195	826371	. CHASSIS ASSEMBLY- 21A4 WIRED		1
-195	826381	. CHASSIS ASSEMBLY- 21A4 WIRED-MOD 4 W/1404		1
		SEE FIGURE 12 FOR DETAIL BREAKDOWN		
-196	1133767	. SCREW,WASH HEX HD- 8-32 X 0.500 LG	ATT PT	12
-197	826391	. CHASSIS ASSEMBLY- 21B1 WIRED READ PUNCH		1
-197	846955	. CHASSIS ASSEMBLY- 21D1 WIRED TCS		1
		SEE FIGURE 12 FOR DETAIL BREAKDOWN		
-198	1133767	. SCREW,WASH HEX HD- 8-32 0.500 LG	ATT PT	12
-199	846959	. CHASSIS ASSEMBLY- 21D2 WIRED TCS		1
		SEE FIGURE 12 FOR DETAIL BREAKDOWN		
-200	1133767	. SCREW,WASH HEX HD- 8-32 X 0.500 LG	ATT PT	12
-201	826401	. CHASSIS ASSEMBLY- 21B3 WIRED READ PUNCH		1
		SEE FIGURE 12 FOR DETAIL BREAKDOWN		
-202	1133767	. SCREW,WASH HEX HD- 8-32 X 0.500 LG	ATT PT	12
-203	826411	. CHASSIS ASSEMBLY- 21B4 WIRED READ PUNCH		1
		SEE FIGURE 12 FOR DETAIL BREAKDOWN		
-204	1133767	. SCREW,WASH HEX HD- 8-32 X 0.500 LG	ATT PT	12
-205	826315	. HINGE ASSEMBLY,GATE MTG PIVOT		1
-206	36844	. SCREW,CAP SLOT HD- 1/4-20 X 0.500 LG		3
-207	6935	. LOCKWASHER,SPLIT- 0.250 ID X 0.493 OD		3
-208	827219 NP	. GATE ASM,A GATE- 60 HZ NEW STYLE		
-208	826344 NP	. GATE ASM,A GATE- 60 HZ OLD STYLE		
-208	827219 NP	. GATE ASM,A GATE- 50 HZ STYLE		
-208	826344 NP	. GATE ASM,A GATE- 50 HZ OLD STYLE		
		SEE FIGURE 10 FOR DETAIL BREAKDOWN		
-209	827218 NP	. GATE ASM,B GATE- 60 HZ NEW STYLE		
-209	826343 NP	. GATE ASM,B GATE- 60 HZ OLD STYLE		
-209	827218 NP	. GATE ASM,B GATE- 50 HZ NEW STYLE		
-209	826343 NP	. GATE ASM,B GATE- 50 HZ OLD STYLE		
		SEE FIGURE 10 FOR DETAIL BREAKDOWN		
-210	255939	. SCREW,BUMPER ADJ- 0.250-20 X 1.188 LG		2
-211	3960	. NUT,HEX- 1/4-20	ATT PT	2
-212	826316	. BRACKET,BUMPER MTG		2
-213	177397	. SCREW,WASHER HEX HD- 10-32 X 0.500 LG	ATT PT	4
-214	846891	. BRACKET,GATE LATCH		1
-215	32042	. SCREW,MACH BD HD- 10-32 X 0.375 LG	ATT PT	2
-216	367115	. JUMPER ASSEMBLY		3
-217	480009	. BLOCK,TERMINAL BARRIER- 6 POSITION		1
-218	322550	. SCREW,MACH BD HD- 6-32 X 0.500 LG	ATT PT	2
-219	480010	. INSULATOR		1
-220	827301	. PANEL ASM,MARGINAL CHECK MODS- 2 & 3 MOD- 5 FRAME 2		1

LIST AND INDEX NUMBER	PART NUMBER	DESCRIPTION	UNITS PER ASM.	USABLE ON CODE
		1 2 3 4		
4 -220	827302	. PANEL ASM,MARGINAL CHECK MOD- 4 60 HZ	1	
-220	827303	. PANEL ASM,MARGINAL CHECK MODS- 1,4 & 5 FRAME 1	1	
-220	2532321	. PANEL ASM,MARGINAL CHECK MODEL- 6 USED ON NEW STYLE AND MODEL 6	1	
-220	826279	. PANEL ASM,MARGINAL CHECK MODS- 2&3 FRAME 1	1	
-220	826280	. PANEL ASM,MARGINAL CHECK MODS- 1,4&5 FRAME 2	1	
-220	826281	. PANEL ASM,MARGINAL CHECK MODS- 1&5 FRAME 1 USED ON OLD STYLE	1	
		SEE FIGURE 8 FOR DETAIL BREAKDOWN		
-221	10170	. SCREW,MACH BD HD- 6-32 X 0.250 LG ATT PT	2	
-222	58207	. SCREW,MACH BD HD- 8-32 X 0.250 LG ATT PT	1	
-222	55726	. SCREW,MACH BD HD- 6-32 X 0.188 LG ATT PT	1	
-223	826835	. STOP,MARGINAL CHECK PANEL	1	
-224	236849	. SCREW,MACH BD HD- 10-32 X 0.250 LG ATT PT	2	
-225	848998	. POWER PACK ASSEMBLY- 60 HZ METER	1	
-225	848999	. POWER PACK ASSEMBLY- 50 HZ METER SEE FIGURE 23 FOR DETAIL BREAKDOWN	1	
-226	58207	. SCREW,MACH BD HD- 8-32 X 0.250 LG ATT PT	4	
-226A	761345	. THERMAL SWITCH	1	
-227	826267	. BRACKET,THERMAL MTG	1	
-228	10170	. SCREW,MACH BD HD- 6-32 X 0.250 LG ATT PT	2	
-229	480043	. INSULATOR	1	
-230	251970	. SCREW,MACH BD HD- 4-40 X 0.250 LG ATT PT	1	
-231	369207	. LABEL,VOLTAGE	1	
-232	826250	. PLATE,BAFFLE	1	
-233	177397	. SCREW,WASHER HEX HD- 10-32 X 0.500 LG ATT PT	2	
-234	725413	. SCREW,WASHER HEX HD- 10-32 X 0.312 LG ATT PT	2	
-235	45690	. WASHER,FL- 0.438 OD X 0.031 THK ATT PT	4	
-236	826495	. GUIDE,GATE	1	
-237	75449	. SCREW,CAP SOC HD- 10-32 X 0.375 LG ATT PT	3	
-238	826873	. LATCH,DETENT GATE	1	
-239	725413	. SCREW,WASHER BD HD- 10-32 X 0.312 LG	2	
-240	827249 NP	. PLATE ASSEMBLY,NEW STYLE		
-240	826894 NP	. PLATE ASSEMBLY,CLD STYLE		
-240	846888 NP	. PLATE ASSEMBLY- 60 HZ		
-241	28413	. SCREW,MACH BD HD- 10-32 X 0.313 LG ATT PT	2	
-242	740623	. . TUBING,YELLOW- 0.480 LG	2	
-243	826815	. . CABLE ASSEMBLY,DC METERING	1	
		USED ON ASSEMBLY 827249 AND 826894 SEE FIGURE 28-1B, 2, 34, 41, 42, 47, 50E AND 54A FOR COMPONENT PARTS		
-243	846910	. . CABLE ASSEMBLY,TWO CHANNEL FEATURE USED ON ASSEMBLY 846888 SEE FIGURE 28-1B, 2, 34, 41 AND 42 FOR COMPONENT PARTS	1	
-244	257189	. . NUT,HEX- 8-32 ATT PT	1	
-245	56722	. . LOCKWASHER,EXT- 0.150 ID X 0.320 OD ATT PT	1	
-246	725347	. . SWITCH,TOGGLE SPDT USED ON ASSEMBLY 827249 AND 826894	1	
-246	738826	. . SWITCH,TOGGLE USED ON ASSEMBLY 846888	2	
-247	216323	. . NUT,KNURL- 0.469-32 ATT PT	2	
-248	740503	. . CLOCK- 60 HZ	1	
-248	740608	. . CLOCK- 50 HZ	1	
-248	5371671	. LABEL USED ON ASSEMBLY 827249 AND 826894	1	
-249	38235	. . SCREW,MACH BD HD- 6-32 X 0.310 LG ATT PT	2	
-250	826853	. . BRACKET,METER MTG ENGLISH USED ON ASSEMBLY 827249 AND 826894	1	
-250	827142	. . BRACKET,METER MTG GERMAN USED ON ASSEMBLY 827249 AND 826894	1	
-250	826143	. . BRACKET,METER MTG FRENCH USED ON ASSEMBLY 827249 AND 826894	1	
-250	838246	. . PLATE,TWO CHANNEL SWITCH USED ON ASSEMBLY 846888	1	
-251	826285	. BAFFLE,AIR	1	
-252	10170	. SCREW,MACH BD HD- 6-32 X 0.250 LG ATT PT	2	
-253	827150	. BAR,SAFETY	2	
-254	58207	. SCREW,MACH BD HD- 8-32 X 0.250 LG ATT PT	4	
-255	367115	. JUMPER ASSEMBLY	1	
-256	327085	. CARD ASSEMBLY	1	
-257	207293	. KEEPER,POWER SUPPLY	5	
-258	58207	. SCREW,MACH BD HD- 8-32 X 0.250 LG ATT PT	5	
-259	5261170	. POWER SUPPLY ASSEMBLY- 12V-12. 5A 60 HZ	1	
-259	5261770	. POWER SUPPLY ASM- 12V AT 25.5A 50 HZ	1	
-259	5261130	. POWER SUPPLY ASSEMBLY- 12V AT 15A 60 HZ	1	
-259	5261730	. POWER SUPPLY ASSEMBLY- 12V AT 15A 50 HZ SEE FIGURE 27 FOR DETAIL BREAKDOWN	1	
-260	5261130	. POWER SUPPLY ASSEMBLY- 12V AT 15A 60 HZ	1	

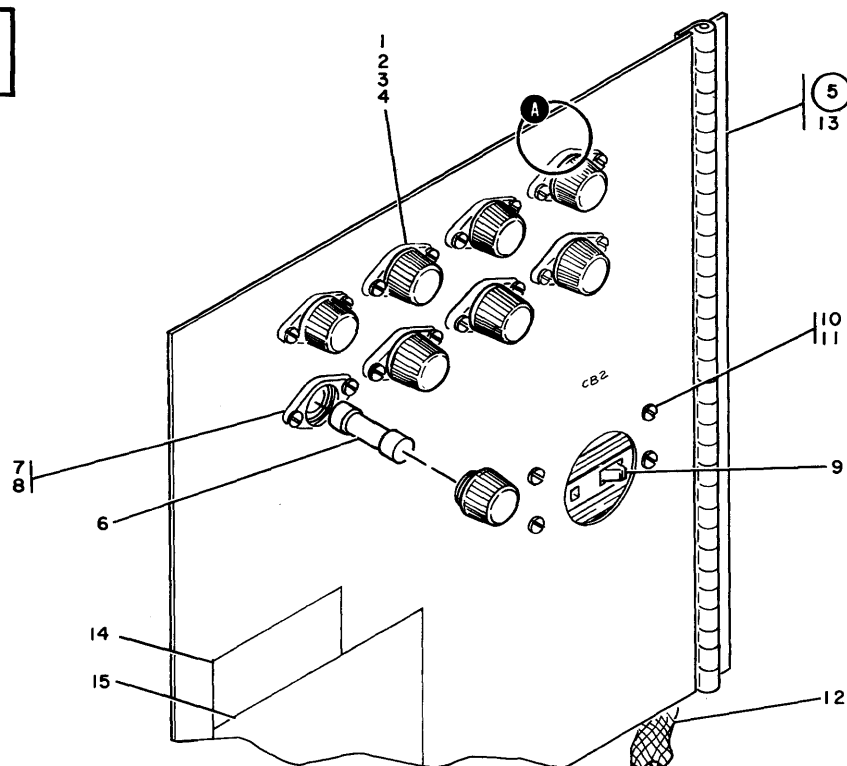
LIST AND INDEX NUMBER	PART NUMBER	DESCRIPTION	UNITS PER ASM.	USABLE ON CODE
1	2	3	4	
4-260	5261730	. POWER SUPPLY ASSEMBLY- 12V AT 15A 50 HZ SEE FIGURE 27 FOR DETAIL BREAKDOWN	1	
-261	5261170	. POWER SUPPLY ASSEMBLY- 12V-12. 5A 60 HZ	1	
-261	5261130	. POWER SUPPLY ASSEMBLY- 12V AT 15A 60 HZ	1	
-261	5261770	. POWER SUPPLY ASM- 12V AT 25.5A 50 HZ	1	
-261	5261730	. POWER SUPPLY ASSEMBLY- 12V AT 15A 50 HZ SEE FIGURE 27 FOR DETAIL BREAKDOWN	1	
-262	5239100	. POWER SUPPLY ASM- 6V AT 24A 60 HZ	1	
-262	5261060	. POWER SUPPLY ASSEMBLY- 6V 18A 60 HZ	1	
-262	5239110	. POWER SUPPLY ASM- 6V AT 24A 50 HZ	1	
-262	5261660	. POWER SUPPLY ASSEMBLY- 6V 18A 50 HZ SEE FIGURE 26 FOR DETAIL BREAKDOWN	1	
-263	207382	. RAIL, POWER SUPPLY MOUNTING	5	
-264	55918	. SCREW, MACH BD HD- 10-32 X 0.625 LG ATT PT	10	
-265	846963	. CHASSIS ASSEMBLY- 21D1 WIRED TCS SEE FIGURE 12 FOR DETAIL BREAKDOWN	1	
-266	1133767	. SCREW, WASH BD HD- 8-32 0.500 LG	4	
-267	187467	. SHIELD- 2 POSITION	1	
-268	210984	. SCREW, MACH BD HD- 6-32 X 0.250 LG	1	
-269	846900 NP	. GATE ASSEMBLY, TCS SEE FIGURE 11 FOR DETAIL BREAKDOWN		
-270	32042	. SCREW, MACH BD HD- 10-32 X 0.375 LG ATT PT	4	
-270A	47242	. WASHER, FL- 0.500 OD X 0.062 THK ATT PT	4	
-271	837941	. POWER AND FAN ASM, 60 HZ	1	
-271	837989	. POWER AND FAN ASSEMBLY, 50 HZ SEE FIGURE 24 FOR DETAIL BREAKDOWN	1	
-272	236849	. SCREW, MACH BD HD- 10-32 X 0.250 LG	3	
-273	838152	. BRACKET- 50 HZ TRANSFORMER	2	
-274	38686	. SCREW, MACH BD HD- 0.250-20 X 0.500 LG ATT PT	2	
-275	76574	. LOCKWASHER, EXT- 0.250 ID X 0.510 OD ATT PT	2	
-276	5051265	. TRANSFORMER ASSEMBLY, AUTO	1	
-277	38686	. SCREW, MACH BD HD- 0.250-20 X 0.500 LG ATT PT	4	
-278	76574	. LOCKWASHER, EXT- 0.250 ID X 0.510 OD ATT PT	4	
-279	5050456	. . SHIELD, TB	1	
-280	210984	. . SCREW, MACH BD HD- 6-32 X 0.250 LG ATT PT	1	
-281	301731	. . TERMINAL BOARD- 16 DBL SCREW TERMINALS	1	
-282	5050468	. . STUD, TAPPED ATT PT	1	
-283	5050469	. . STUD, MOUNTING ATT PT	3	
-284	848895	. JUMPER ASSEMBLY, STRAP	1	
-285	257622	. SCREW, MACH BD HD- 10-32 X 0.625 LG ATT PT	1	
-286	56079	. LOCKWASHER, EXT- 0.204 ID X 0.410 OD ATT PT	1	
-287	47242	. WASHER, FL- 0.500 OD X 0.062 THK ATT PT	1	
-288	191431	. SHIELD, TERMINAL BOARD- 3 POSITION	1	
-289	210984	. SCREW, MACH BD HD- 6-32 X 0.250 LG ATT PT	2	
-290	323841	. TERMINAL BOARD- 3 DBL SCREW TERMINALS	1	
-291	210985	. STUD, EXT- INT 6-32 EXT 8-32 X 0.900 LG ATT PT	2	
-292	210986	. STUD, SHIELD MOUNTING ATT PT	2	
-293	323681	. MARKER STRIP- 3 POS NOS. 1 THRU 3	1	
-294	827175	. BLOCK	1	
-295	129654	. SCREW, CAP, SOC HD- 10-32 X 0.750 LG ATT PT	2	
-296	824349	. HINGE FIVOT, UPPER	1	
-297	36844	. SCREW, CAP SLOT HD- 1/4-20 X 0.500 LG ATT PT	4	
-298	6935	. LOCKWASHER, SPLIT- 0.250 X 0.493 OD ATT PT	4	
-298A	760833	. FOOT ASSEMBLY, LEVELER	1	
-298B	725415	. STOP, LEVER ATT PT	AR	
-299	255939	. SCREW, BUMPER ADJ- 1/4-20 X 1.188 LG	1	
-300	3960	. NUT, HEX- 1/4-20 ATT PT	2	
-301	846893	. FILTER MTG, CHANNEL	2	
-302	58207	. SCREW, MACH BD HD- 8-32 X 0.250 LG ATT PT	4	
-303	826253	. FILTER, AIR	1	
-304	191431	. SHIELD, TERMINAL BOARD- 3 POSITION	1	
-305	210984	. SCREW, MACH BD HD- 6-32 X 0.250 LG ATT PT	2	
-306	838170	. BLOWER ASSEMBLY, PLENUM- 50 AND 60 HZ SEE FIGURE 13 FOR DETAIL BREAKDOWN, FOR NEW STYLE	1	
-307	32042	. SCREW, MACH BD HD- 10-32 X 0.375 LG ATT PT	2	
-307	32042	. SCREW, MACH BD HD- 10-32 X 0.375 LG ATT PT	AR	
-307A	826224	. BLOWER ASM- 60 HZ POWER (OLD STYLE)	1	
-307A	826229	. BLOWER ASM- 50 HZ POWER (OLD STYLE)	1	
-308	58207	. SCREW, MACH BD HD- 8-32 X 0.250 LG ATT PT	2	
-309	475465	. . SEAL, COVER	AR	
-310	474014	. . BLOWER ASSEMBLY USED ON ASSEMBLY 826224	1	
-310	4120155	. . BLOWER ASSEMBLY USED ON ASSEMBLY 826229	1	
-311	10170	. . SCREW, MACH BD HD- 6-32 X 0.250 LG USED ON ASSEMBLY 826229	3	
-312	334921	. . . TERMINAL, LUG- NO. 22 THRU NO. 18 WIRE	3	
-313	435949	. . . COVER, BLOWER	1	

LIST AND INDEX NUMBER	PART NUMBER	DESCRIPTION	UNITS PER ASM.	USABLE ON CODE
		1 2 3 4		
4-314	80651	USED ON ASSEMBLY 474014 . . . SCREW, THD CTG BD HD- 6-32 X 0.375 LG ATT PT	3	
-315	826246	USED ON ASSEMBLY 474014 . . PLENUM, POWER BLOWER- 60 HZ USED ON ASSEMBLY 826224	1	
-315	826274	. . PLENUM, POWER BLOWER- 50 HZ USED ON ASSEMBLY 826229	1	
-316	826260	. . BRACKET, BLOWER MTG	1	
-316	826836	USED ON ASSEMBLY 826224 . . BRACKET, BLOWER ASSEMBLY MTG USED ON ASSEMBLY 826229	1	
-317	825303	. STRAP, CABLE SELF-CLINCHING	AR	
-318	524519	. CABLE CLAMP	1	
-319	825559	. STRAP	AR	
-320	1133767	. SCREW, WASH HEX HD- 8-32 0.500 LG ATT PT	AR	
-321	480215	. CABLE ASM, CHASSIS SIGNAL 36LG. SEE FIGURE 28-26, 30A AND 30B	1	
-321	480216	FOR COMPONENT PARTS . CABLE ASM, CHASSIS SIGNAL SEE FIGURE 28-26, 30A AND 30B	1	
-321	480217	FOR COMPONENT PARTS . CABLE ASM, CHASSIS SIGNAL SEE FIGURE 28-26, 30A AND 30B	1	
-321	480219	FOR COMPONENT PARTS . CABLE ASM, CHASSIS SIGNAL SEE FIGURE 28-26, 30A AND 30B	1	
-321	482478	FOR COMPONENT PARTS . CABLE ASM, CHASSIS SIGNAL SEE FIGURE 28-1B, 2, 34A, 41 AND 42	1	
-321	483180	FOR COMPONENT PARTS . CABLE ASM, 2 CONNECTOR- 1.25 LG CARD SEE FIGURE 28-6 AND 8	1	
-321	483183	FOR COMPONENT PARTS . CABLE ASM, 3 CONNECTOR- 6.50 LG CARD SEE FIGURE 28-6 AND 8	1	
-321	722893	FOR COMPONENT PARTS . CABLE ASM, CHASSIS SIGNAL SEE FIGURE 28-1B, 2, 34A, 41A, 42	1	
-321	826326	FOR COMPONENT PARTS . CABLE ASSEMBLY, GATE BLOWER SEE FIGURE 28-28, 50D AND 52	1	
-321	826455	FOR COMPONENT PARTS . CABLE ASSEMBLY, AC TO 2540 SEE FIGURE 28-10, 40, 50D, 50G AND 45A	1	
-321	826466	FOR COMPONENT PARTS . CABLE ASSEMBLY, AC DIST TO BLOWERS SEE FIGURE 28-50D FOR COMPONENT PARTS	1	
-321	826467	. CABLE ASSEMBLY, THERMAL SWITCH- PWR SUP SEE FIGURE 28-43 AND 50E FOR COMPONENT PARTS	1	
-321	826470	. CABLE ASSEMBLY, MAIN POWER INPUT SEE FIGURE 28-47B FOR COMPONENT PARTS	1	
-321	826473	. CABLE ASSEMBLY, VOLTAGE DIST CHASSIS A3 SEE FIGURE 28-50E AND 53A	AR	
-321	826474	FOR COMPONENT PARTS . CABLE ASSEMBLY, AC TO POWER SUPPLIES SEE FIGURE 28-47A, 50D, 51 AND 50G	1	
-321	826475	FOR COMPONENT PARTS . CABLE ASSEMBLY, GATE B DIST SEE FIGURE 28-47A AND 50D	1	
-321	826476	FOR COMPONENT PARTS . CABLE ASM, INTERLOCK CONNECTIONS SEE FIGURE 28-1B, 2, 34A, 41, 42, 50D, 50E, 50G AND 56B	1	
-321	826477	FOR COMPONENT PARTS . CABLE ASSEMBLY, MAIN POWER BOX SEE FIGURE 28-5, 35A, 35B, 47A, 47B, 50D, 50G, 51 AND 52	1	
-321	826478	FOR COMPONENT PARTS . CABLE ASSEMBLY, GATE A DIST SEE FIGURE 28-35, 50, 56A, 47A, 47B, 47D, 49, 50, 50D, 50E, 50F, 50H, 54, 56A, 56B AND 57A	1	
-321	826479	FOR COMPONENT PARTS . CABLE ASSEMBLY, 1402 DIST SEE FIGURE 28-37, 47A, 50D, 50G, 52 AND 56B FOR COMPONENT PARTS	1	
-321	826480	. CABLE ASSEMBLY, AC DIST FROM FUSE PANEL SEE FIGURE 28-47A, 47B, 50D, 50G, 52	1	

LIST AND INDEX NUMBER	PART NUMBER	DESCRIPTION				UNITS PER ASM.	USABLE ON CODE
		1	2	3	4		
4 -321	826481	FOR COMPONENT PARTS . CABLE ASSEMBLY,CONTROL PANEL JUMPER SEE FIGURE 28-5, 50F, 55 AND 56A				1	
-321	826482	FOR COMPONENT PARTS . CABLE ASSEMBLY,AC CONTROL SEE FIGURE 28-5, 22, 39, 55, 47A, 50D, 50E, 50G, 51 AND 57C FOR COMPONENT PARTS				1	
-321	826485	. CABLE ASSEMBLY,CHASSIS A1 TO CONN RACK SEE FIGURE 28-1B, 2, 17A, 20, 32, 34, 41 AND 42 FOR COMPONENT PARTS				1	
-321	826486	. CABLE ASM,CHASSIS TO CONN RACK SEE FIGURE 28-1B, 2, 17, 18A, 20, 32, 34, 41 AND 42 FOR COMPONENT PARTS				1	
-321	826487	. CABLE ASM,CE CABLES FROM 21A3 SEE FIGURE 28-1A, 9, 23, 23A, 23B, 23C, 25, 25A, 25B, 26, 30A, 34A, 41, 42 AND 50E FOR COMPONENT PARTS				1	
-321	826488	. CABLE ASM,21B TO CE-RP CONNECTOR SEE FIGURE 28-9, 23, 23A, 23B, 23C, 25, 25A, 25B, 26, 30A, 34A, 50E FOR COMPONENT PARTS				1	
-321	826814	. CABLE ASSEMBLY,AC TO METER PACK SEE FIGURE 28-50E FOR COMPONENT PARTS				1	
-321	826815	. FRAME,8 X 24 POSITION CHASSIS SEE FIGURE 28-1A, 2, 34, 41, 42, 47, 50E AND 54A FOR COMPONENT PARTS				AR	
-321	826895	. CABLE ASSEMBLY,MAIN POWER BOX SEE FIGURE 28-7, 35, 35A, 35B, 47A, 47C, 47D, 48, 50A, 50B, 50C, 50D, 50E, 50F, 50G, 52 AND 58A FOR COMPONENT PARTS				1	
-321	826896	. CABLE ASSEMBLY,AC AND FUSE DIST. SEE FIGURE 28-47A, 50B, 50D, 50G AND 52 FOR COMPONENT PARTS				1	
-321A	826897	. CABLE ASM,DISTRIBUTION DC SEE FIGURE 28-40, 45, 47A, 50D AND 56B FOR COMPONENT PARTS				1	
-321A	826899	. CABLE ASM,20V SUPPLY INPUT SEE FIGURE 28-47A, 50B AND 50D FOR COMPONENT PARTS				1	
-321A	826929	. CABLE ASSEMBLY,MAIN POWER INPUT SEE FIGURE 28-4, 47B AND 47C FOR COMPONENT PARTS				1	
-321A	827001	. CABLE ASSEMBLY,AC DIST TO PS7 SEE FIGURE 28-50D, 52 AND 50G FOR COMPONENT PARTS				1	
-321A	827002	. CABLE ASSEMBLY,AC2 POWER SUPPLY 5 SEE FIGURE 28-50D FOR COMPONENT PARTS				1	
-321A	827003	. CABLE ASSEMBLY,DC TO PS7 OUTPUT SEE FIGURE 28-50D AND 52 FOR COMPONENT PARTS				1	
-321A	827004	. CABLE ASSEMBLY,AC PWR SUP SENSE OUTPUT SEE FIGURE 28-50D FOR COMPONENT PARTS				1	
-321A	827007	. CABLE ASM,AC TO PS 5 SEE FIGURE 28-50D FOR COMPONENT PARTS				1	
-321A	827009	. CABLE ASSEMBLY,AC2 POWER SUPPLIES SEE FIGURE 28-47A, 50D AND 50G FOR COMPONENT PARTS				1	
-321A	827016	. CABLE ASM,AC PWR DISTR TO PS 9 SEE FIGURE 28-47A, 50D AND 50G FOR COMPONENT PARTS				1	
-321A	827017	. CABLE ASM,DC DIST TO 1404 SEE FIGURE 28-35C, 29, 47A, 50D, 50E AND 53 FOR COMPONENT PARTS				1	
-321A	827023	. CABLE ASSEMBLY,GATE B BLOWER DIST. SEE FIGURE 28-39 47A AND 50D FOR COMPONENT PARTS				1	
-321A	827025	. CABLE ASSEMBLY,PS8 INPUT- FRAME I SEE FIGURE 28-50D, 50G AND 52 FOR COMPONENT PARTS				1	
-321A	827322	. CABLE ASSEMBLY,AC2 POWER SUPPLIES SEE FIGURE 28-47A, 50D, 51 AND 50G FOR COMPONENT PARTS				1	
-321A	827323	. CABLE ASSEMBLY,GATE B DIST SEE FIGURE 28-47A AND 50D FOR COMPONENT PARTS				1	
-321A	827324	. CABLE ASSEMBLY,INTERLOCK CONNECTIONS SEE FIGURE 28-1B, 2, 34A, 41, 42, 50D, 50E, 51A AND 56B FOR COMPONENT PARTS				1	
-321A	827325	. CABLE ASSEMBLY,GATE A DISTRIBUTION				1	

LIST AND INDEX NUMBER	PART NUMBER	DESCRIPTION	UNITS PER ASM.	USABLE ON CODE
		SEE FIGURE 28-35, 47, 47A, 49, 50, 50A, 50D, 50E, 51, 54, 56A, 57A AND 57B FOR COMPONENT PARTS		
4 -321A	827326	. CABLE ASSEMBLY, 2540 POWER DISTRIBUTION SEE FIGURE 28-19, 36, 47A, 50D, 50G, 52 AND 56B FOR COMPONENT PARTS	AR	
-321A	827327	. CABLE ASSEMBLY, AC DIST FROM FUSE PANEL SEE FIGURE 28-47A, 47B, 50D AND 50G FOR COMPONENT PARTS	1 2	
-321A	827328	. CABLE ASSEMBLY, MAIN POWER BOX SEE FIGURE 28-7, 35, 35A, 35B, 47A, 47C, 47D, 48, 50A, 50D, 50E, 50F, 50G, 51 AND 58A FOR COMPONENT PARTS	1	
-321A	827329	. CABLE ASSEMBLY, AC FUSE DIST SEE FIGURE 28-47A, 50B, 50D, 50G AND 52 FOR COMPONENT PARTS	1	
-321A	827330	. CABLE ASSEMBLY, 2540 DC DIST SEE FIGURE 28-40, 45, 47A, 50D, 50G AND 56B FOR COMPONENT PARTS	1	
-321A	827331	. CABLE ASSEMBLY, POWER SUP SENSE OUTPUT SEE FIGURE 28-50D FOR COMPONENT PARTS	1	
-321A	827332	. CABLE ASSEMBLY, AC TO POWER SUPPLIES SEE FIGURE 28-50D, 50G AND 51 FOR COMPONENT PARTS	1	
-321A	827333	. CABLE ASSEMBLY, DC DIST TO 1404 SEE FIGURE 28-35C, 29, 50D, 51 AND 53 FOR COMPONENT PARTS	1	
-321A	827341	. CABLE ASSEMBLY, MAIN POWER BOX SEE FIGURE 28-7, 35A, 35B, 47A, 50A, 50D, 50G, 51 AND 52	1	
-321A	838016	. CABLE ASSEMBLY, AC POWER DIST TO PS9 SEE FIGURE 28-47A, 50D AND 50G FOR COMPONENT PARTS	1	
-321A	838055	. CABLE ASM, 21A2 TO CE B CONN SEE FIGURE 28-25B, 26 AND 30A	1	
-321A	838054	. CABLE ASSEMBLY, 2540 TO 2821 PND 50 HZ SEE FIGURE 28-62 FOR COMPONENT PARTS FOR COMPONENT PARTS	1	
-321A	846906	. CABLE ASSEMBLY, DC DIST GATE D SEE FIGURE 28-47A FOR COMPONENT PARTS	1	
-321A	846907	. CABLE ASSEMBLY, AC CONTROL TCS SEE FIGURE 28-22, 39, 47, 50E AND 57C FOR COMPONENT PARTS	1	
-321A	846908	. CABLE ASSEMBLY, VOLTAGE DIST CHASIS D1 SEE FIGURE 28-47D AND 53 FOR COMPONENT PARTS	1	
-321A	846909	. CABLE ASSEMBLY, GATE D BLOWER DIST SEE FIGURE 28-50D FOR COMPONENT PARTS	1	
-321A	846910	. CABLE ASSEMBLY, TWO CHANNEL FEATURE	1	
-321A	2532314	. CABLE ASSEMBLY, CONTROL PANEL JUMPER	1	
-321A	2532315	. CABLE ASSEMBLY, A/C CONTROL- 50/60 HZ	1	
-321A	846911	. CABLE ASSEMBLY, REMOTE TWO CHANNEL	1	
-321A	2532313	. CABLE ASSEMBLY, CHAN A1 DIST- 60 HZ MODEL- 6	1	
-321A	2532319	. CABLE ASSEMBLY, DC TO GATE A- 60 HZ MODEL- 6	1	
-321A	2532316	. CABLE ASSEMBLY, MAIN POWER BOX-MODEL 6	1	
-321A	2532326	. CABLE ASSEMBLY, AC TO POWER SUPPLY- 50 HZ MODEL- 6	1	
-321A	2532327	. CABLE ASSEMBLY, FS OUTPUT-20V 50 HZ MODEL- 6	1	
-321A	2532328	. CABLE ASSEMBLY, MAIN POWER BOX- 50 HZ MODEL- 6 SEE FIGURE 28-1B, 2, 22, 34, 41, 42 AND 57C FOR COMPONENT PARTS	1	
-321B	2532334	. CABLE ASSEMBLY USED ON CONTROL UNIT ISOLATION FEATURE SEE FIGURE 28-5, 53A, 55 AND 56A FOR COMPONENT PARTS	1	
-322	827307	. PLATE, RIGHT POWER SUPPLY MTG NEW STYLE	1	
-322	826245	. PLATE, POWER SUPPLY MTG OLD STYLE	1	
-323	234340	. SCREW, HINGE MTG	4	ATT PT
-324	3960	. NUT, HEX- 1/4-20	AR	ATT PT
-325	826254	. PLATE, RIGHT POWER SUPPLY MTG	1	
-325	826259	. PLATE, POWER SUPPLY MTG	1	
-326	257616	. SCREW, ASMD WASHER- 10-32 X C, 437 LG	4	ATT PT
-327	45690	. WASHER, FL- NO. 10 X 0.438 OD X 0.031 THK	4	ATT PT
-328	827306	. PLATE, LEFT POWER SUPPLY MTG- 60 HZ NEW STYLE	1	
-328	826242	. PLATE, LEFT POWER SUPPLY MTG- 60 HZ OLD STYLE	1	
-328	827239	. PLATE, LEFT POWER SUPPLY MTG- 50 HZ NEW STYLE	1	
-328	826273	. PLATE, POWER SUPPLY MTG- 50 HZ OLD STYLE	1	
-329	234340	. SCREW, HINGE MTG	2	ATT PT
-330	3960	. NUT, HEX- 1/4-20	2	ATT PT
-330A	855284	. PLATE, MFG EXPORT	1	

FOR PARTS
NOT SHOWN
SEE FIG. 4



DETAIL A

FIGURE 5. FUSE PANEL DOOR ASSEMBLY. SEE LIST 5.

LIST AND INDEX NUMBER	PART NUMBER	DESCRIPTION	UNITS PER ASM.	USABLE ON CODE
		1 2 3 4		
		60 HZ FUSE PANEL AND CB DOOR ASSEMBLY		
5 -	826226 NP	DOCR ASSEMBLY, FUSE PANEL AND CB- 60 HZ		
-	2532306	DOOR ASSEMBLY, FUSE PANEL- 60 HZ MODEL- 6 SEE FIGURE 4-9 FOR NEXT HIGHER ASSEMBLY AND FIGURE 5 FOR ILLUSTRATION	REF	
- 1	107663	. FUSE, CTRGE LONG TIME DELAY- 2.5 AMP 250V	AR	
- 1	107664	. FUSE, LONG LAG- 3.2A	AR	
- 1	107668	. FUSE, CARTRIDGE TIME DELAY 8 AMP 250V	AR	
- 1	107669	. FUSE, CTRGE LONG TIME DELAY- 10 AMP 250V	AR	
- 1	252591	. FUSE- 1.0 AMP 250V	AR	
- 2	104615	. FUSEHOLDER	AR	
- 3	38235	. SCREW, MACH BD HD- 6-32 X 0.310 LG ATT PT	AR	
- 4	168037	. PLUG	AR	
- 5	826226	. DOOR ASSEMBLY, COMPONENT	1	
- 6	107663	. . FUSE, CTRGE LONG TIME DELAY- 2.5 AMP 250V	1	
- 6	107664	. . FUSE, LONG LAG- 3.2A	2	
- 6	107669	. . FUSE, CTRGE LONG TIME DELAY- 10 AMP 250V	1	
- 7	104615	. . FUSEHOLDER	4	
- 8	38235	. . SCREW, MACH BD HD- 6-32 X 0.310 LG ATT PT	8	
- 9	733111	. . BREAKER, CKT OVERLOAD PROTECTOR- 3 POLE	1	
- 10	322550	. . SCREW, MACH BD HD- 6-32 X 0.500 LG ATT PT	4	
- 11	2109292	. . SPACER- 0.156 ID 0.313 OD X 0.250 LG	4	
- 12	827327	. . CABLE ASSEMBLY, AC DIST FROM FUSE PANEL	1	
- 12	2532317	. . CABLE ASSEMBLY, AC DIST FROM FUSE PANEL- 50HZ MODEL- 6 SEE FIGURE 28-47A, 47B, 50D, 50G AND 52 FOR COMPONENT PARTS	1	
- 13	826247	. . PLATE, HINGE SECONDARY POWER	1	
- 14	2542402	. LABEL, FUSE RATING- 60 HZ	1	
- 15	2542403	. LABEL, FUSE WARNING- 50 HZ	1	

FOR PARTS
NOT SHOWN
SEE FIG. 4

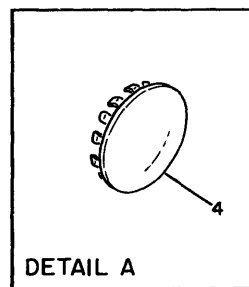
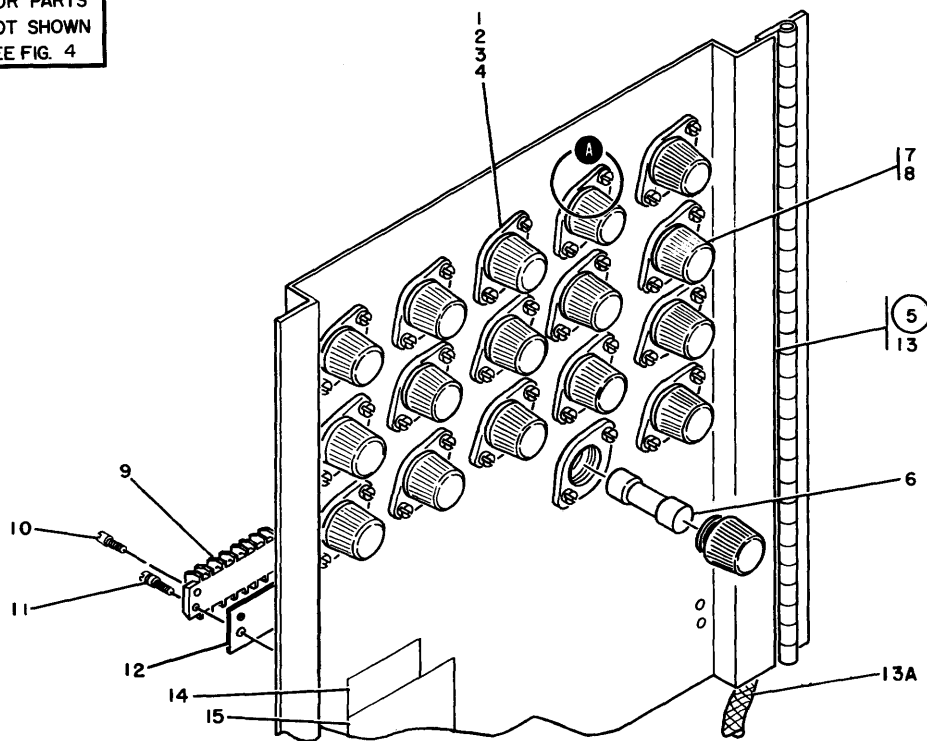


FIGURE 6. FUSE PANEL DOOR ASSEMBLY. SEE LIST 6.

LIST AND INDEX NUMBER	PART NUMBER	DESCRIPTION	UNITS PER ASM.	USABLE ON CODE
		1 2 3 4 FUSE PANEL DOOR ASSEMBLY		
6 -	826231 NP	DOOR ASSEMBLY, FUSE PANEL- 50 HZ	REF	
-	2532288	DOOR ASSEMBLY, FUSE PANEL- 50 HZ MODEL 6	REF	
		SEE FIGURE 4-9 FOR NEXT HIGHER ASSEMBLY AND FIGURE 6 FOR ILLUSTRATION		
- 1	107663	. FUSE, CTRGE LONG TIME DELAY- 2.5 AMP 250V	2	
- 1	107664	. FUSE, LONG LAG- 3.2A	4	
- 1	107668	. FUSE, CARTRIDGE TIME DELAY- 8 AMP 250V	2	
- 1	252591	. FUSE- 1.0 AMP 250V	1	
- 2	104615	. FUSEHOLDER	11	
- 3	38235	. SCREW, MACH BD HD- 6-32 X 0.310 LG ATT PT	AR	
- 4	168037	. PLUG	AR	
- 5	826231	. DOOR ASSEMBLY- 50 HZ	1	
- 6	107663	. . FUSE, CTRGE LONG TIME DELAY- 2.5 AMP 250V	2	
- 6	107664	. . FUSE, LONG LAG- 3.2A	4	
- 6	107669	. . FUSE, CTRGE LONG TIME DELAY- 10 AMP 250V	5	
- 6	107670	. . FUSE, CTRGE LONG TIME DELAY- 15 AMP 125V	3	
- 7	104615	. . FUSEHOLDER	11	
- 8	38235	. . SCREW, MACH BD HD- 6-32 X 0.310 LG ATT PT	22	
- 9	253220	. . TERMINAL BOARD- 20 DBL SCREW TERMINALS	1	
- 10	210985	. . STUD, EXT- INT 6-32 EXT 8-32 X 0.900 LG ATT PT	1	
- 11	210986	. . STUD, SHIELD MOUNTING ATT PT	3	
- 12	365323	. . MARKER STRIP	1	
- 13	826275	. . PLATE- 50 HZ HINGE SECONDARY POWER	1	
- 13A	2532329	. CABLE ASSEMBLY, AC FUSE DIST- 50 HZ MODEL- 6	1	
- 14	2542402	. LABEL, FUSE RATING	1	
- 15	2542403	. LABEL, FUSE WARNING	1	

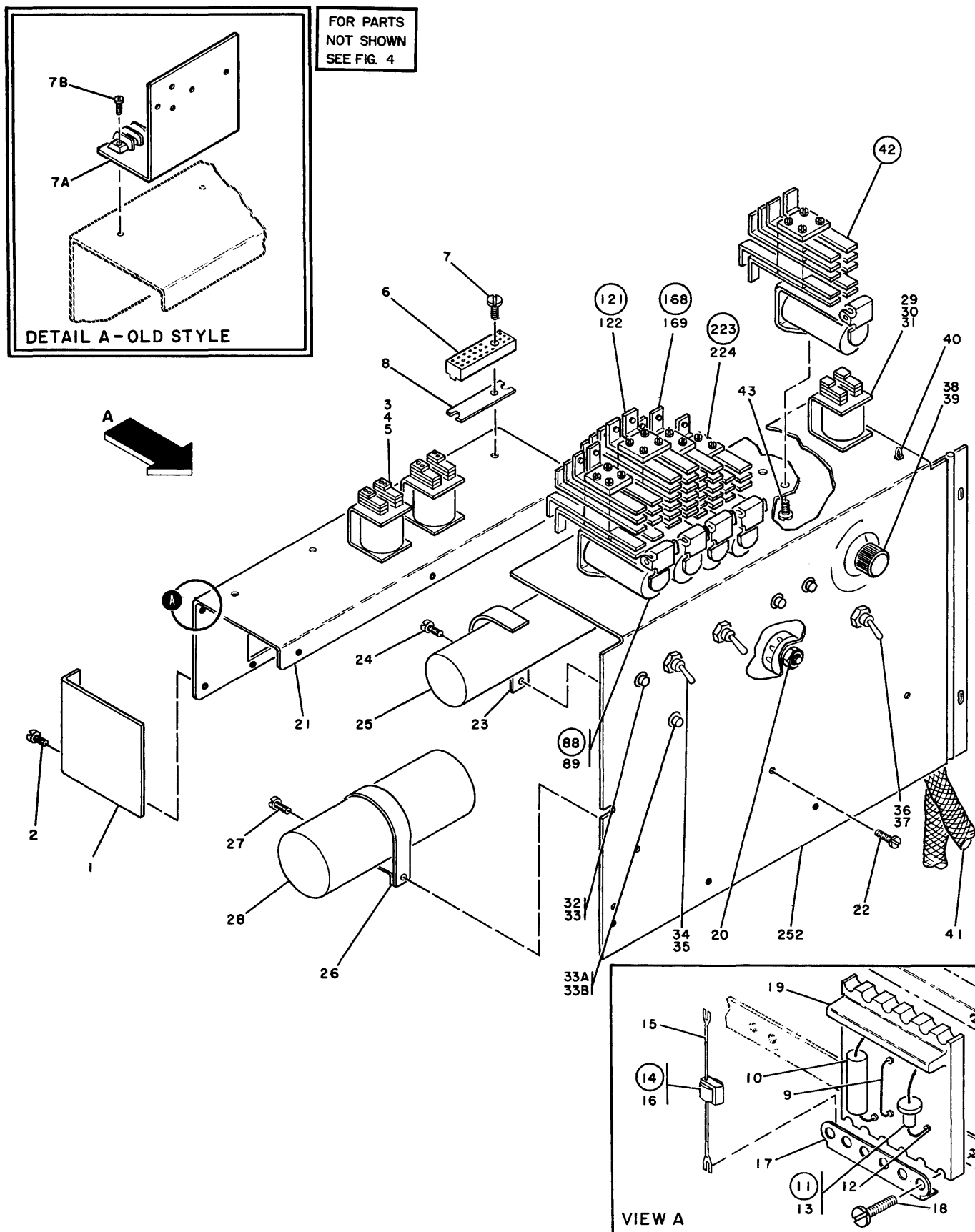


FIGURE 7. CONTROL PANEL ASSEMBLIES. SHEET 1 OF 2. SEE LIST 7.

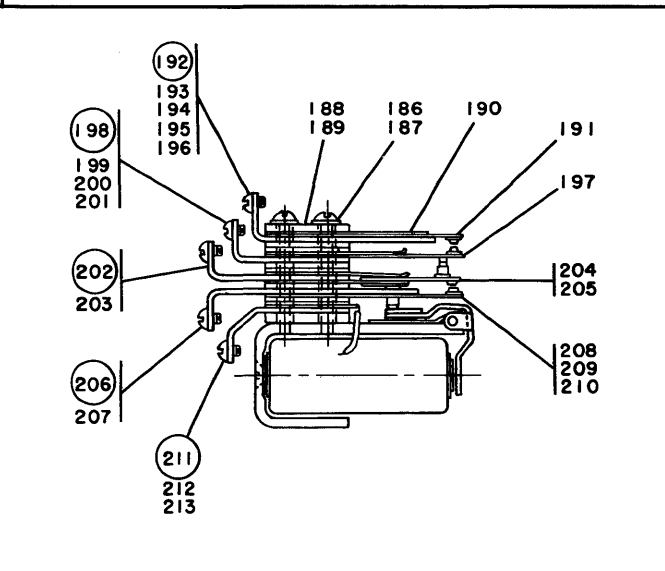
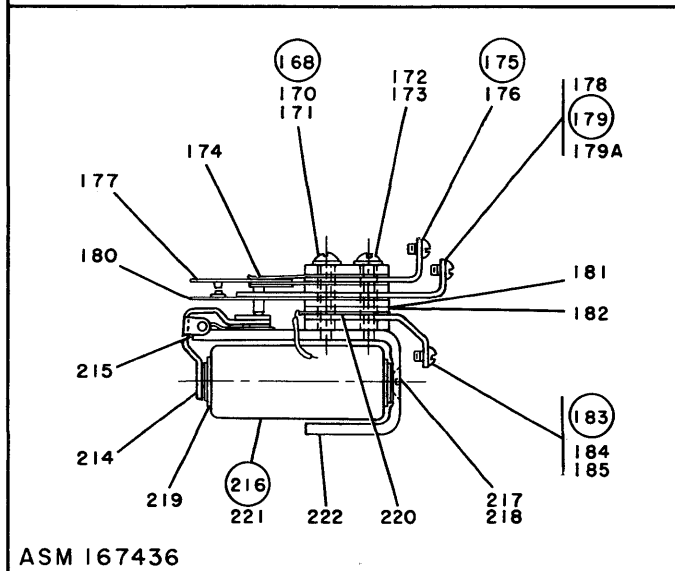
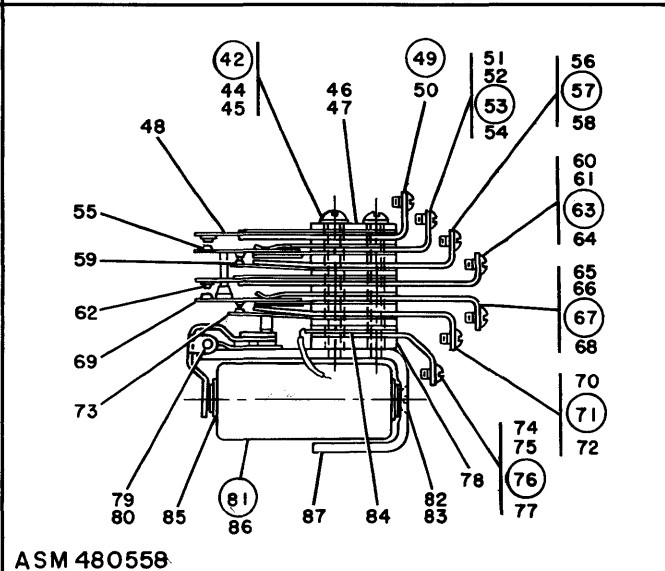
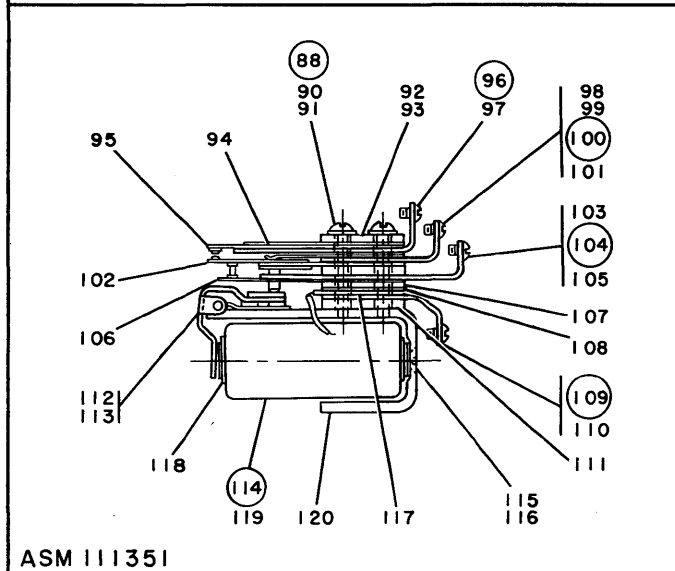
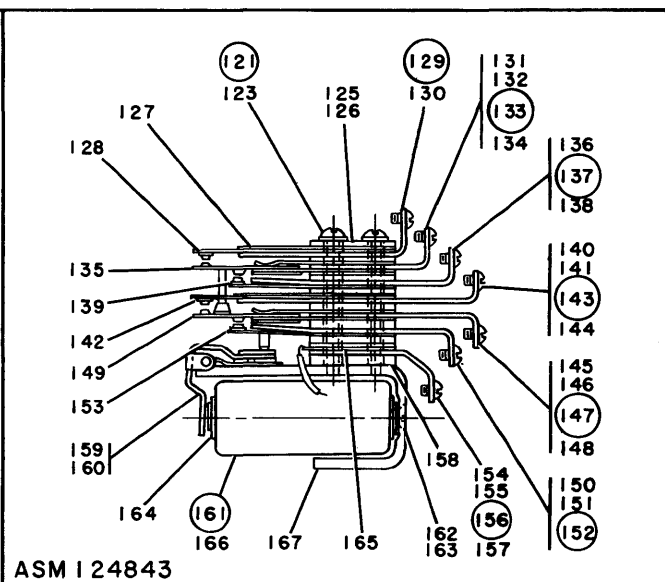
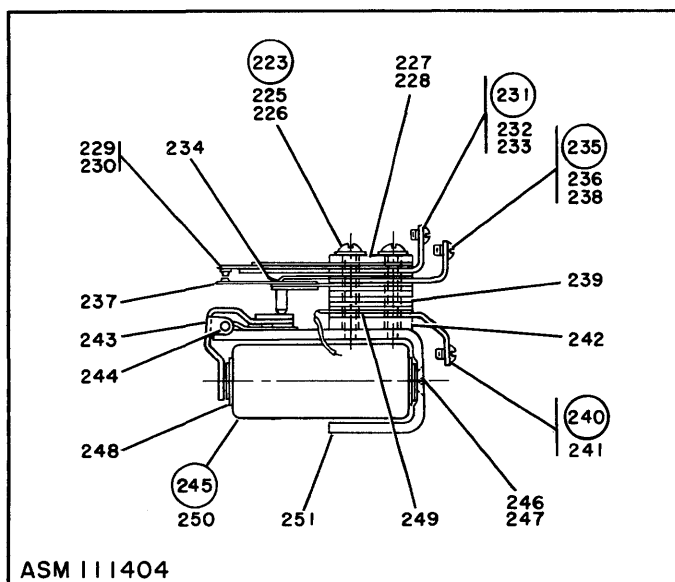


FIGURE 7. CONTROL PANEL ASSEMBLIES. SHEET 2 OF 2. SEE LIST 7.

LIST AND INDEX NUMBER	PART NUMBER	DESCRIPTION	UNITS PER ASM.	USABLE ON CODE
		1 2 3 4		
		CONTROL PANEL ASSEMBLIES		
7 -	826240	PANEL ASSEMBLY- 50 CYCLE CONTROL	REF	
-	826225	CONTROL PANEL ASSEMBLY	REF	
-	826346	PANEL ASSEMBLY, CONTROL	REF	
-	2532307	CONTROL PANEL ASSEMBLY- 50/60 HZ MODEL- 6 SEE FIGURE 4-22 FOR NEXT HIGHER ASSEMBLY AND FIGURE 7 FOR ILLUSTRATION	REF	
- 1	826257	. SHIELD, CAPACITOR	1	
- 2	10170	. SCREW, MACH BD HD- 6-32 X 0.250 LG ATT PT	2	
- 3	2184096	. RELAY, ARMATURE- 4PDT 24 VAC	2	
- 4	257187	. NUT, HEX- 6-32 ATT PT	4	
- 5	56722	. LOCKWASHER, EXT- 0.150 ID X 0.320 OD ATT PT	2	
- 6	302090	. TERMINAL BLOCK ASM- 24 FEMALE CONTACTS	2	
- 7	438549	. SCREW, MACH BD HD- 4-40 X 0.438 LG ATT PT	1	
- 7A	NO NO.	. DIODE PANEL ASSEMBLY SEE FIGURE 19 FOR DETAIL BREAKDOWN	1	
- 7B	322065	. SCREW, MACH BD HD- 6-32 X 0.625 LG ATT PT	2	
- 8	302131	. STRIP, TERMINAL BLOCK INSULATOR	1	
- 9	301541	. JUMPER ASSEMBLY SEE FIGURE 28-56A FOR COMPONENT PARTS	1	
- 10	243941	. RESISTOR- 2K 2W	1	
- 10	251609	. RESISTOR ASSEMBLY- 100 OHM 10W	1	
- 10	328422	. RESISTOR- 47 OHMS 2W	1	
- 10	328451	. RESISTOR ASSEMBLY- 200 OHM 2W	1	
- 10	338559	. RESISTOR- 500 OHMS 5W	1	
- 10	603555	. RESISTOR- 240 OHM 0.5W	1	
- 10	609417	. RESISTOR ASSEMBLY- 10 OHM 1W	1	
- 10	719345	. RESISTOR- 150 OHMS 2W	1	
- 10	764426	. RESISTOR ASSEMBLY- 240 OHM 2W	1	
- 10	520407	. RESISTOR ASSEMBLY- 150 OHM P/M .05W	1	
- 11	849096	. DIODE ASSEMBLY	4	
- 12	320167	. . TERMINAL, QUICK DISCONNECT NOMINS 16 AWG	2	
- 13	2111232	. . SEMICONDUCTOR DEVICE, DIODE	1	
- 14	480550	. DIODE ASSEMBLY	1	
- 15	435599	. . TERMINAL, LUG NOMINS- 18 AWG NO. 8 MTG SLOT	2	
- 16	147647	. . VALVE, SELENIUM	1	
- 17	284424	. CLIP, RELAY MOLDING BOTTOM MOUNTING	8	
- 18	81693	. SCREW, MACH BD HD- 6-32 X 0.375 LG ATT PT	16	
- 19	324999	. TERMINAL BOARD- 109 FEED THRU TERMINALS	4	
- 20	2129503	. RESISTOR, VARIABLE	1	
- 21	826255	. BRACKET, COMPONENT MTG	1	
- 22	186759	. SCREW, MACH BD HD- 8-32 X 0.313 LG	1	
- 23	2102369	. CLAMP, LOOP- 1.230 ID 0.200 DIA MTG HOLE	1	
- 24	186759	. SCREW, MACH BD HD- 8-32 X 0.313 LG	1	
- 25	208237	. CAPACITOR, FXD ELECT- 4000UF P150 M10 30V	1	
- 26	2102370	. CLAMP	1	
- 27	186759	. SCREW, MACH BD HD- 8-32 X 0.313 LG	1	
- 28	524669	. CAPACITOR- 7500 MFD	1	
- 29	2184096	. RELAY, ARMATURE- 4PDT 24 VAC	1	
- 30	257187	. NUT, HEX- 6-32 ATT PT	2	
- 31	56722	. LOCKWASHER, EXT- 0.150 ID X 0.320 OD 0.022 ATT PT	1	
- 32	586305	. LAMP, INCANDESCENT- 28V 40 MA	3	
- 33	368168	. CLIP, SPEED	3	
- 33A	5315186	. LAMP, INCANDESCENT- BLUE USED ON CONTROL UNIT ISOL FEATURE	1	
- 33B	368168	. CLIP, SPEED	1	
- 34	725349	. SWITCH, MOMENTARY N/C SPDT	2	
- 35	216323	. NUT, KNURL- 0.469-32 ATT PT	2	
- 36	734878	. SWITCH, TOGGLE SPDT CENTER OFF	2	
- 37	216323	. NUT, STEEL-CHROMIUM	2	
- 38	317173	. KNOB	1	
- 39	317295	. SWITCH- 3 POSITION 3 POLE SELECTOR	1	
- 40	825303	. STRAP, CABLE	1	
- 41	826481	. CABLE ASSEMBLY, CONTROL PANEL JUMPER SEE FIGURE 28-5, 50F, 55 AND 56A	1	
- 41	826482	. CABLE ASSEMBLY, AC CONTROL SEE FIGURE 28-5, 22, 47A, 50D, 50E, 50G, 51, 55 AND 57C FOR COMPONENT PARTS	1	
- 41	827034	. CABLE ASM, CNTR PNL- FR2 SEE FIGURE 28-50F, 55 AND 56A	1	
- 41	827072	. CABLE ASM, CNTR PNL- NO. 2JPR FR2 SEE FIGURE 28-50F, 55 AND 56A	1	
- 42	480558	. RELAY ASSEMBLY- 20 VOLT	2	

LIST AND INDEX NUMBER	PART NUMBER	DESCRIPTION	UNITS PER ASM.	USABLE ON CODE
1	2	3	4	
		USED ON FIRST AND SECOND FRAMES ONLY		
7 - 43	58207	. SCREW,MACH BD HD- 8-32 X 0.250 LG ATT PT	2	
- 44	173218	. . SCREW,MACH BD HD- 5-40 X 1.469	4	
- 45	122311	. . INSULATOR,SCR- 0.128 ID X 0.186 OD 1.281 LG	4	
- 46	121011	. . PLATE,DUO RELAY TOP	2	
- 47	120942	. . INSULATOR,DUO RELAY	1	
- 48	105826	. . SPRING,STIFFENER	2	
- 49	189844	. . TERMINAL ASSEMBLY,CONTACT		
- 50	118418	. . . SCREW,MACH BD HD- 5-40 X 0.156 LG	1	
- 51	120924	. . INSULATOR,DUO RELAY	1	
- 52	125872	. . SPRING,STIFFENER	2	
- 53	141964	. . TERMINAL ASSEMBLY,CONTACT	2	
- 54	118418	. . . SCREW,MACH BD HD- 5-40 X 0.156 LG	2	
- 55	141977	. . SPRING ASSEMBLY,OPERATING CONTACT	2	
- 56	120925	. . INSULATOR,DUO RELAY	1	
- 57	141967	. . TERMINAL ASSEMBLY,CONTACT	2	
- 58	118418	. . . SCREW,MACH BD HD- 5-40 X 0.156 LG	1	
- 59	125877	. . SPRING ASSEMBLY,CONTACT	2	
- 60	120924	. . INSULATOR,DUO RELAY	1	
- 61	125872	. . SPRING,STIFFENER	2	
- 62	120837	. . SPRING ASSEMBLY,UPPER CONTACT	2	
- 63	141971	. . TERMINAL ASSEMBLY,CONTACT	2	
- 64	118418	. . . SCREW,MACH BD HD- 5-40 X 0.156 LG	1	
- 65	120924	. . INSULATOR,DUO RELAY	1	
- 66	125872	. . SPRING,STIFFENER	2	
- 67	141969	. . TERMINAL ASSEMBLY,CONTACT	2	
- 68	118418	. . . SCREW,MACH BD HD- 5-40 X 0.156 LG	1	
- 69	141981	. . SPRING ASSEMBLY,OPERATING CONTACT	2	
- 70	120926	. . INSULATOR,DUO RELAY	1	
- 71	141967	. . TERMINAL ASSEMBLY,CONTACT	2	
- 72	118418	. . . SCREW,MACH BD HD- 5-40 X 0.156 LG	1	
- 73	121839	. . SPRING ASSEMBLY,CONTACT	2	
- 74	120926	. . INSULATOR,DUO RELAY	1	
- 75	156909	. . SPACER- 1 LG X 0.375 W X 0.063 THK	2	
- 76	105835	. . TERMINAL ASSEMBLY,CONTACT	2	
- 77	118418	. . . SCREW,MACH BD HD- 5-40 X 0.156 LG	1	
- 78	120942	. . INSULATOR,DUO RELAY	1	
- 79	107177	. . ARMATURE ASSEMBLY,MAGNET	1	
- 80	165594	. . PIVOT,ARMATURE	1	
- 81	480555	. . COIL ASSEMBLY- 20 VOLT	1	
- 82	19587	. . SCREW,MACH FL CSK HD- 8-32 X 0.375 LG ATT PT	1	
- 83	115552	. . WASHER,COIL MOUNTING ATT PT	1	
- 84	103670	. . . TERMINAL,LUG NOMINS- 24 AWG 2 MTG SLOTS	2	
- 85	2865	. . . CORE,ELECTROMAGNET	1	
- 86	480556	. . . COIL	1	
- 87	165595	. . YOKE ASSEMBLY MAGNET	1	
- 88	111351	. . RELAY ASSEMBLY- 40 VDC	1	
- 89	58207	. SCREW,MACH BD HD- 8-32 X 0.250 LG ATT PT	2	
- 90	173211	. . SCREW,MACH BD HD- 5-40 X 1.031 LG	4	
- 91	138447	. . INSULATOR,SCR- 0.128 ID 0.186 OD 27/32 LG	4	
- 92	121011	. . PLATE,DUO RELAY TOP	2	
- 93	120942	. . INSULATOR,DUO RELAY	1	
- 94	105826	. . SPRING,STIFFENER	2	
- 95	105832	. . SPRING ASSEMBLY,UPPER CONTACT	2	
- 96	189844	. . TERMINAL ASSEMBLY,CONTACT	2	
- 97	118418	. . . SCREW,MACH BD HD- 5-40 X 0.156 LG	1	
- 98	120924	. . INSULATOR,DUO RELAY	1	
- 99	125872	. . SPRING,STIFFENER	2	
-100	141964	. . TERMINAL ASSEMBLY,CONTACT	2	
-101	118418	. . . SCREW,MACH BD HD- 5-40 X 0.156 LG	1	
-102	141978	. . SPRING ASSEMBLY,OPERATING CONTACT	2	
-103	120926	. . INSULATOR,DUO RELAY	1	
-104	141968	. . TERMINAL ASSEMBLY,CONTACT	2	
-105	118418	. . . SCREW,MACH BD HD- 5-40 X 0.156 LG	1	
-106	117102	. . SPRING ASSEMBLY,CONTACT	2	
-107	120926	. . INSULATOR,DUO RELAY	1	
-108	156909	. . SPACER- 1 LG X 0.375 W X 0.063 THK	2	
-109	105835	. . TERMINAL ASSEMBLY,CONTACT	2	
-110	118418	. . . SCREW,MACH BD HD- 5-40 X 0.156 LG	1	
-111	120942	. . INSULATOR,DUO RELAY	1	
-112	107177	. . ARMATURE ASSEMBLY,MAGNET	1	
-113	165594	. . PIVOT,ARMATURE	1	
-114	154350	. . COIL AND TERMINAL ASSEMBLY	1	
-115	19587	. . SCREW,MACH FL CSK HD- 8-32 X 0.375 LG ATT PT	1	
-116	115552	. . WASHER,COIL MOUNTING ATT PT	1	
-117	103670	. . . TERMINAL,LUG NOMINS- 24 AWG 2 MTG SLOTS	2	
-118	2865	. . . CORE,ELECTROMAGNET	1	
-119	111350	. . . COIL ASSEMBLY	1	
-120	165595	. . YOKE ASSEMBLY MAGNET	1	

LIST AND INDEX NUMBER	PART NUMBER	DESCRIPTION	UNITS PER ASM.	USABLE ON CODE
		1 2 3 4		
7 -121	124843	. DUO RELAY ASSEMBLY- 40V	1	
-122	58207	. SCREW,MACH BD HD- 8-32 X 0.250 LG ATT PT	2	
-123	173218	. . SCREW,MACH BD HD- 5-40 X 1.469	4	
-124	122311	. . INSULATOR,SCR- 0.128 ID X 0.186 OD 1.281 LG	4	
-125	121011	. . PLATE,DUO RELAY TOP	2	
-126	120942	. . INSULATOR,DUO RELAY	1	
-127	105826	. . SPRING,STIFFENER	2	
-128	105832	. . SPRING ASSEMBLY,UPPER CONTACT	2	
-129	189844	. . TERMINAL ASSEMBLY,CONTACT	2	
-130	118418	. . . SCREW,MACH BD HD- 5-40 X 0.156 LG	1	
-131	120924	. . INSULATOR,DUO RELAY	1	
-132	125872	. . SPRING,STIFFENER	2	
-133	141964	. . TERMINAL ASSEMBLY,CONTACT	2	
-134	118418	. . . SCREW,MACH BD HD- 5-40 X 0.156 LG	1	
-135	141977	. . SPRING ASSEMBLY,OPERATING CONTACT	2	
-136	120925	. . INSULATOR,DUO RELAY	1	
-137	141967	. . TERMINAL ASSEMBLY,CONTACT	2	
-138	118418	. . . SCREW,MACH BD HD- 5-40 X 0.156 LG	1	
-139	125877	. . SPRING ASSEMBLY,CONTACT	2	
-140	120924	. . INSULATOR,DUO RELAY	1	
-141	125872	. . SPRING,STIFFENER	2	
-142	120837	. . SPRING ASSEMBLY,UPPER CONTACT	2	
-143	141971	. . TERMINAL ASSEMBLY,CONTACT	2	
-144	118418	. . . SCREW,MACH BD HD- 5-40 X 0.156 LG	1	
-145	120924	. . INSULATOR,DUO RELAY	1	
-146	125872	. . SPRING,STIFFENER	2	
-147	141969	. . TERMINAL ASSEMBLY,CONTACT	2	
-148	118418	. . . SCREW,MACH BD HD- 5-40 X 0.156 LG	1	
-149	141981	. . SPRING ASSEMBLY,OPERATING CONTACT	2	
-150	120926	. . INSULATOR,DUO RELAY	1	
-151	141967	. . TERMINAL ASSEMBLY,CONTACT	2	
-152	118418	. . . SCREW,MACH BD HD- 5-40 X 0.156 LG	1	
-153	121839	. . SPRING ASSEMBLY,CONTACT	2	
-154	120926	. . INSULATOR,DUO RELAY	1	
-155	156909	. . SPACER- 1 LG X 0.375 W X 0.063 THK	2	
-156	105835	. . TERMINAL ASSEMBLY,CONTACT	2	
-157	118418	. . . SCREW,MACH BD HD- 5-40 X 0.156 LG	1	
-158	120942	. . INSULATOR,DUO RELAY	1	
-159	107177	. . ARMATURE ASSEMBLY,MAGNET	1	
-160	165594	. . PIVOT,ARMATURE	1	
-161	154350	. . COIL AND TERMINAL ASSEMBLY	1	
-162	19587	. . SCREW,MACH FL CSK HD- 8-32 X 0.375 LG ATT PT	1	
-163	115552	. . WASHER,COIL MOUNTING ATT PT	1	
-164	2865	. . CORE,ELECTROMAGNET	1	
-165	103670	. . . TERMINAL,LUG NONINS- 24 AWG 2 MTG SLOTS	2	
-166	111350	. . . COIL ASSEMBLY	1	
-167	165595	. . YOKE ASSEMBLY MAGNET	1	
-168	167436	. RELAY ASSEMBLY	1	
-169	58207	. SCREW,MACH BD HD- 8-32 X 0.250 LG ATT PT	2	
-170	173208	. . SCREW,ASMD WASHER FIL HD- 5-40 X 0.844 LG	2	
-171	100606	. . INSULATOR	1	
-172	121011	. . PLATE,DUO RELAY TOP	1	
-173	11900	. . INSULATOR,CONTACT SPRING	1	
-174	125872	. . SPRING,STIFFENER	1	
-175	141964	. . TERMINAL ASSEMBLY,CONTACT	1	
-176	118418	. . . SCREW,MACH BD HD- 5-40 X 0.156 LG	1	
-177	141978	. . SPRING ASSEMBLY,OPERATING CONTACT	1	
-178	1974	. . INSULATOR,STOP KEY CONT SPRING SUPPORT	1	
-179	141968	. . TERMINAL ASSEMBLY,CONTACT	1	
-179A	118418	. . . SCREW,MACH BD HD- 5-40 X 5-32 LG	1	
-180	117102	. . SPRING ASSEMBLY,CONTACT	1	
-181	1974	. . INSULATOR,STOP KEY CONT SPRING SUPPORT	1	
-182	156909	. . SPACER- 1 LG X 0.375 W X 0.063 THK	1	
-183	105835	. . TERMINAL ASSEMBLY,CONTACT	1	
-184	118418	. . . SCREW,MACH BD HD- 5-40 X 5-32 LG	1	
-185	11900	. . INSULATOR,CONTACT SPRING	1	
-186	179145	. . SCREW,MACH BD HD- 5-40 X 1.281 LG	2	
-187	121850	. . INSULATOR,SCR- 0.128 ID X 0.186 OD 1.094 LG	2	
-188	121011	. . PLATE,DUO RELAY TOP	1	
-189	11900	. . INSULATOR,CONTACT SPRING	1	
-190	105826	. . SPRING,STIFFENER	1	
-191	105832	. . SPRING ASSEMBLY,UPPER CONTACT	1	
-192	189844	. . TERMINAL ASSEMBLY,CONTACT	1	
-193	118418	. . . SCREW,MACH BD HD- 5-40 X 5-32 LG	1	
-194	11899	. . INSULATION,CONTACT SPRING- 0.063 THK	1	
-195	156909	. . SPACER- 1 LG X 0.375 W X 0.063 THK	1	
-196	113111	. . STIFFENER,CONTACT SPRING	1	
-197	129878	. . SPRING ASSEMBLY,LOWER CONTACT	1	
-198	141964	. . TERMINAL ASSEMBLY,CONTACT	1	

FOR PARTS
NOT SHOWN
SEE FIG. 4

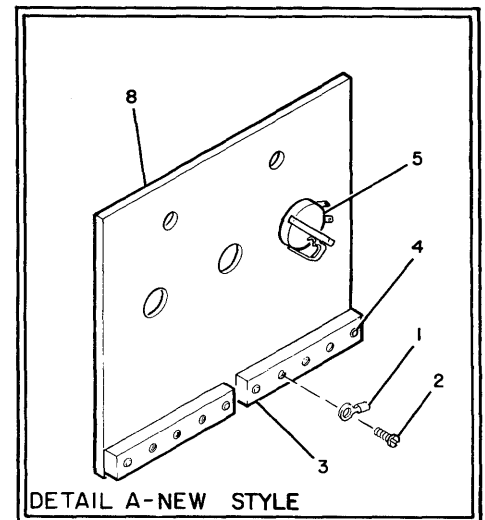
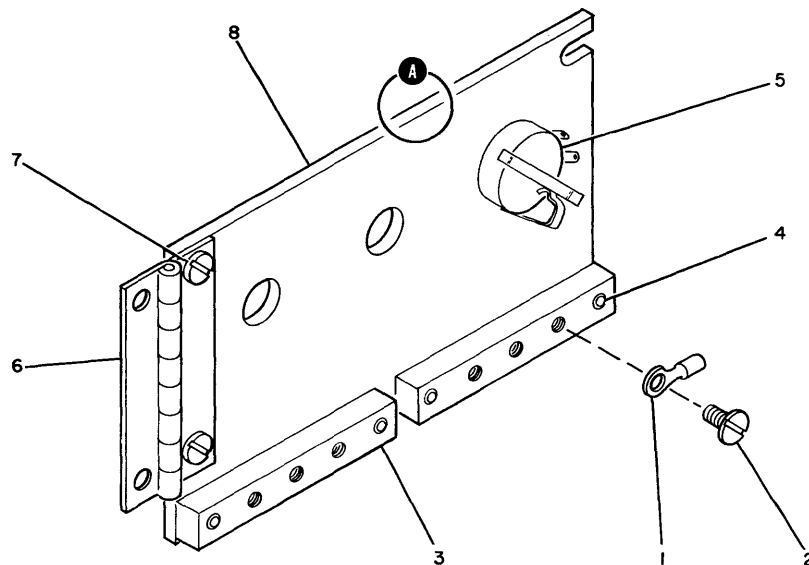


FIGURE 8. MARGINAL CHECK HANEL ASSEMBLY. SEE LIST 8.

LIST AND INDEX NUMBER	PART NUMBER	DESCRIPTION	UNITS PER ASM.	USABLE ON CODE
		1 2 3 4		
		MARGINAL CHECK PANEL ASSEMBLIES		
8 -	827301	PANEL ASM,MARGINAL CHECK MODS- 2&3 MOD 5 FRAME 2	REF	
-	827302	PANEL ASM,MARGINAL CHECK MOD- 4 60 HZ	REF	
-	827303	PANEL ASM,MARGINAL CHECK MODS- 1,4&5 FRAME 1	REF	
-	826279	PANEL ASM,MARGINAL CHECK MODS- 2&3 FRAME 1	REF	
-	826280	PANEL ASM,MARGINAL CHECK MODS- 1,4&5 FRAME 2	REF	
-	826281	PANEL ASM,MARGINAL CHECK MODS- 1,65 FRAME 1	REF	
-	2532321	PANEL ASSEMBLY,MARGINNAL CHECK MODEL- 6	1	
		SEE FIGURE 4-220 FOR NEXT HIGHER ASSEMBLY AND FIGURE 8 FOR ILLUSTRATION		
- 1	334910	. TERMINAL,LUG- NO. 16 THRU NO. 14 WIRE	1	
- 2	55726	. SCREW,MACH BD HD- 6-32 X 0.188 LG	6	
- 3	826264	. BUS BAR	2	
- 4	10170	. SCREW,MACH BD HD- 6-32 X 0.250 LG	4	
- 5	480554	. JACK	1	
- 6	826265	. HINGE	1	
- 7	55726	. SCREW,MACH BD HD- 6-32 X 0.188 LG	2	
- 8	827216	. PANEL,MARGINAL CHECK USED ON NEW STYLE	1	
- 8	826271	. PANEL,MARGINAL CHECK USED ON OLD STYLE	1	

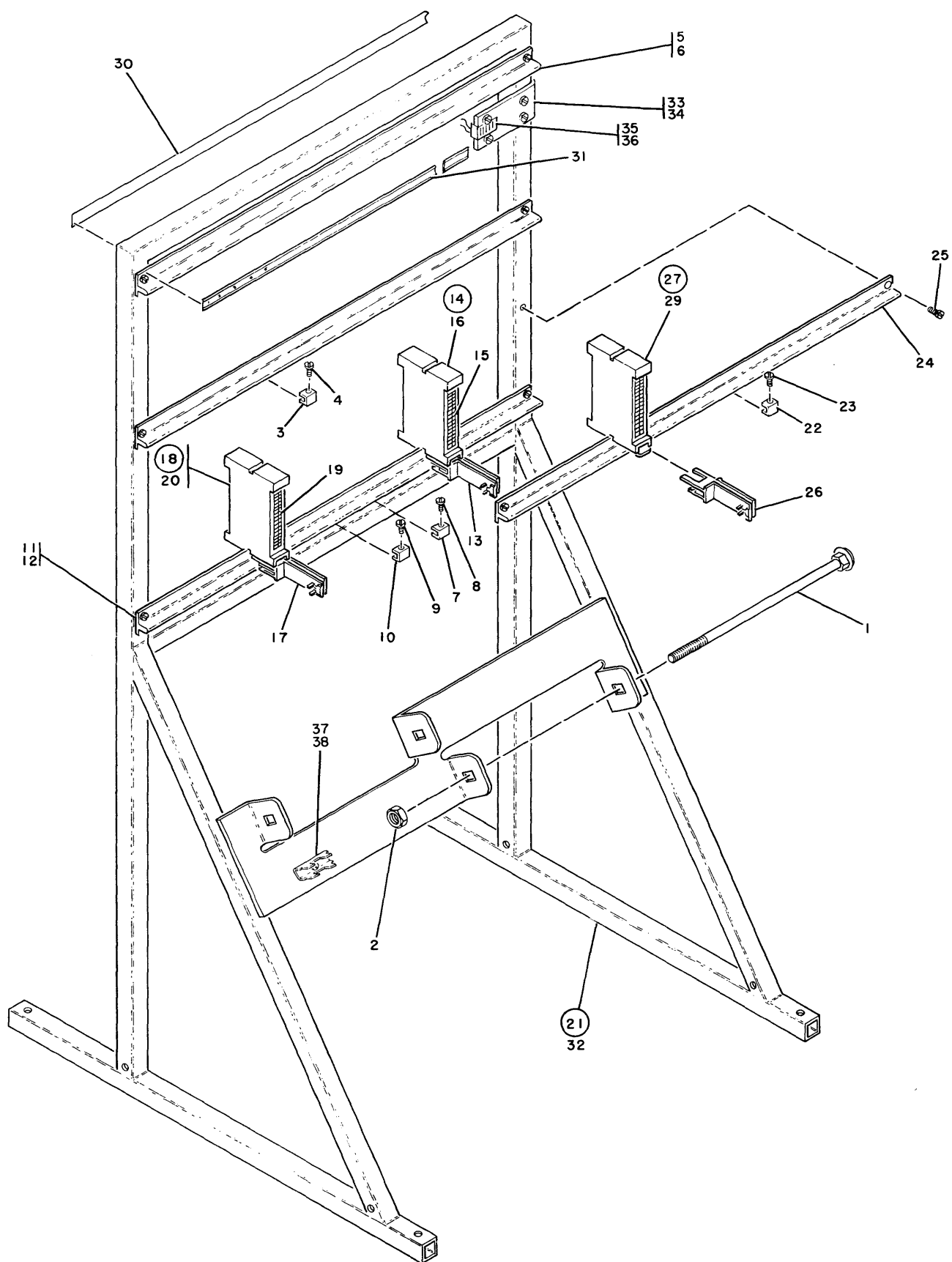


FIGURE 9. CONNECTOR RACK ASSEMBLY. SEE LIST 9.

LIST AND INDEX NUMBER	PART NUMBER	DESCRIPTION	UNITS PER ASM.	USABLE ON CODE
		50 AND 60 HZ CONNECTOR RACK ASSEMBLY		
9 -	827298 NP	CONNECTOR RACK ASM- 50/60 HZ	REF	
-	2533579	CONNECTOR RACK ASSEMBLY, MODEL- 6	REF	
		SEE FIGURE 4-72 FOR NEXT HIGHER ASSEMBLY AND FIGURE 9 FOR ILLUSTRATION		
- 1	556841	. BOLT, CARRIAGE- 0.250-20 X 5.500 LG	2	
- 2	117281	. NUT, STOP- 1/4-20	2	
- 3	760241	. CLAMP, T BAR	1	
- 4	38350	. SCREW, MACH FIL HD- 6-32 X 0.250 LG	1	
- 5	826414	. T BAR- 24 POSITION	1	
- 6	10170	. SCREW, MACH BD HD- 6-32 X 0.250 LG	2	
- 7	760241	. CLAMP, T BAR	2	
		USED ON B GATE, FIRST FRAME ONLY		
- 8	38350	. SCREW, MACH FIL HD- 6-32 X 0.250 LG	2	
- 9	760241	. CLAMP, T BAR	1	
		USED ON THIRD PRINTER FEATURE, 2ND FRAME		
- 10	38350	. SCREW, MACH FIL HD- 6-32 X 0.250 LG	1	
- 11	826414	. T BAR- 24 POSITION	1	
		USED ON FIRST FRAME WITH B GATE		
- 11	826414	. T BAR- 24 POSITION	1	
		USED ON THIRD PRINTER FEATURE, 2ND FRAME		
- 12	10170	. SCREW, MACH BD HD- 6-32 X 0.250 LG	2	
- 13	216207	. GUIDE, SINGLE CARD SHORT	10	
		USED WITH B GATE FEATURE		
- 14	216320	. CONNECTOR ASSEMBLY, CARD TO CARD	5	
		USED WITH B GATE FEATURES		
- 15	216318	. . SPRING, CONTACT	16	
- 16	216319	. . HOUSING	1	
- 17	216207	. GUIDE, SINGLE CARD SHORT	32	
		USED ON THIRD PRINTER FEATURE		
- 18	216320	. CONNECTOR ASSEMBLY, CARD TO CARD	16	
		USED ON THIRD PRINTER FEATURE		
- 19	216318	. . SPRING, CONTACT	16	
- 20	216319	. . HOUSING	1	
- 21	826300	. BACK ASSEMBLY, CONNECTOR	1	
		USED ON 50 AND 60 HZ WITH TCS		
- 21	827299	. RACK ASSEMBLY, CONNECTOR	1	
		USED ON 50 AND 60 HZ WITHOUT TCS		
- 22	760241	. . CLAMP, T BAR	2	
- 23	38350	. . SCREW, MACH FIL- 6-32 X 0.250 LG	2	
- 24	826414	. . T BAR- 24 POSITION	2	
- 25	10170	. . SCREW, MACH BD HD- 6-32 X 0.250 LG	4	
- 26	216207	. . GUIDE, SINGLE CARD SHORT	32	
- 27	216320	. . CONNECTOR ASSEMBLY, CARD TO CARD	16	
- 28	216318	. . . SPRING, CONTACT	16	
- 29	216319	. . . HOUSING	1	
- 30	826345	. . STRIP- 24 POSITION NUMBERING	1	
- 31	826906	. . STRIP, NUMBERING	1	
- 32	826301	. . RACK, CONNECTOR	1	
- 33	846882	. BRACKET	1	
- 34	19944	. SCREW, MACH BD HD- 8-32 X 0.750 LG	2	
- 35	846911	. CABLE ASSEMBLY, REMOTE TWO CHANNEL	1	
		SEE FIGURE 28-1B, 2, 22, 34, 41, 42 AND 57 FOR COMPONENT PARTS		
- 36	251790	. SCREW, MACH BD HD- 4-40 X 0.250 LG	2	
- 37	838164	. TAB, TERMINAL	3	
- 38	338238	. SCREW, MACH BD HD- 4-40 X 0.312 LG	6	

THIS PAGE INTENTIONALLY LEFT BLANK
PAGE 35 AND 36 DELETED

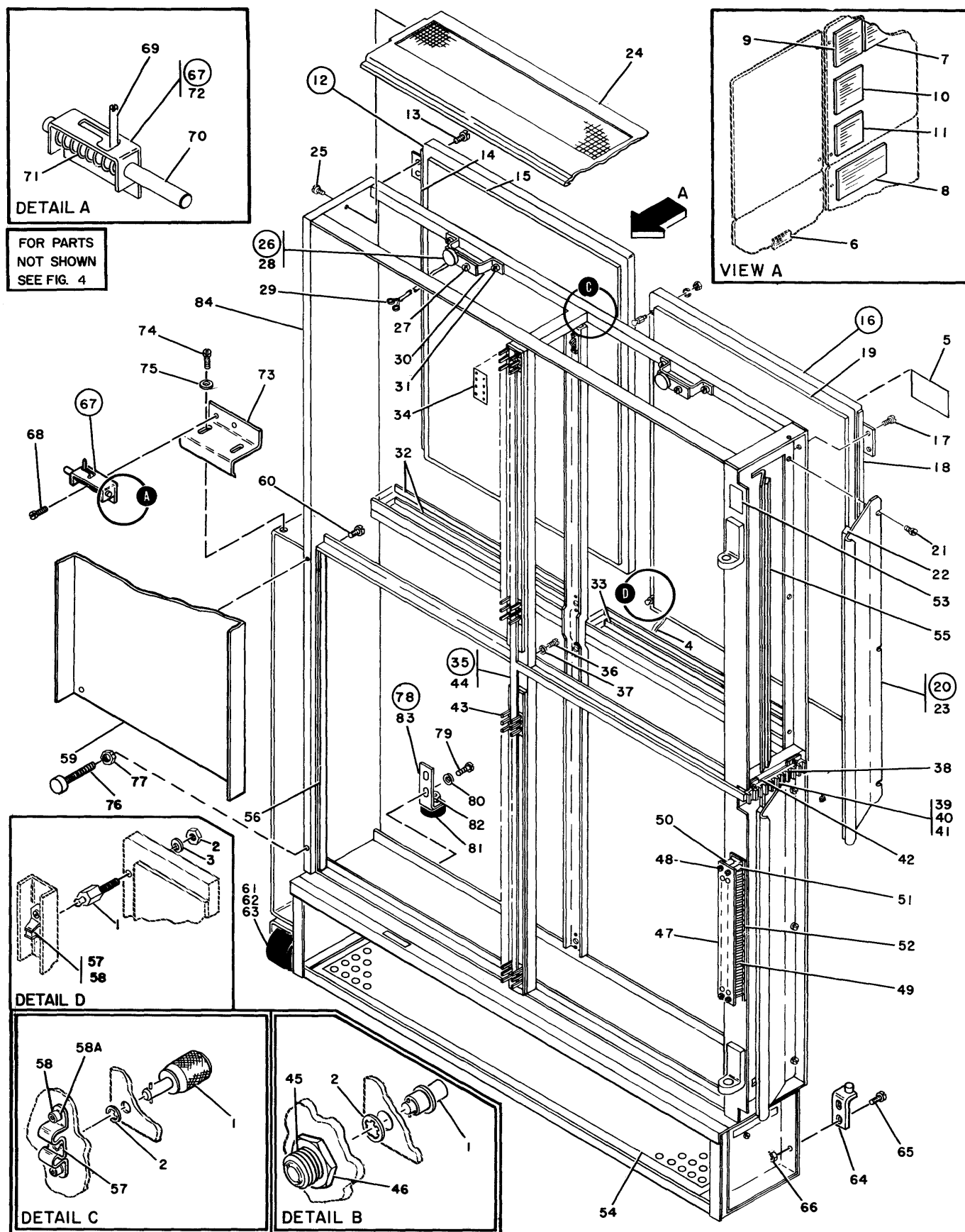


FIGURE 10. A AND B GATE ASSEMBLIES. SEE LIST 10.

LIST AND INDEX NUMBER	PART NUMBER	DESCRIPTION	UNITS PER ASM.	USABLE ON CODE
		A AND B GATE ASSEMBLIES		
		CODE A-USED ON A GATE WITH PUSH BUTTON LATCHES		
		CODE B-USED ON B GATE WITH PUSH BUTTON LATCHES		
		CODE C-USED ON A GATE WITHOUT PUSH BUTTON LATCHES		
		CODE D-USED ON B GATE WITHOUT PUSH BUTTON LATCHES		
		CODE 1-USED IF EC 127639C IS NOT INSTALLED		
		CODE 2-USED ON EC 127639C TO PRESENT IF EC 127639C IS INSTALLED		
10 -	827219	GATE ASSEMBLY,A GATE	REF	A
-	827218	GATE ASSEMBLY,B GATE	REF	B
-	826344	GATE ASSEMBLY,A GATE	REF	C
-	826343	GATE ASSEMBLY,B GATE	REF	D
		SEE FIGURE 4-208 AND 209 FOR NEXT HIGHER ASSEMBLY AND FIGURE 10 FOR ILLUSTRATION		
- 1	852706	. STUD,DOOR FASTENER	8	A
- 1	852706	. STUD,DOOR FASTENER	8	B
- 1	1135118	. STUD	8	1C
- 1	1135118	. STUD	8	1D
- 1	2533503	. STUD,DOOR FASTENER	8	2C
- 1	2533503	. STUD,DOOR FASTENER	8	2D
- 2	808361	. WASHER,PRINT HEAD	8	A
- 2	808361	. WASHER,PRINT HEAD	8	B
- 2	257187	. NUT,HEX- 6-32	8	1C
- 2	257187	. NUT,HEX- 6-32	8	1D
- 2	719247	. WASHER,RETAINING STUD	8	2C
- 2	719247	. WASHER,RETAINING STUD	8	2D
- 3	62031	. LOCKWASHER,INT- 0.141 ID X 0.295 OD	8	1C
- 3	62031	. LOCKWASHER INT- 0.141 ID X 0.295 OD	8	1D
- 4	852707	. STRAP,DOOR TO DOOR	2	A
- 4	852707	. STRAP,DOOR TO DOOR	2	B
- 4	725420	. STRAP,DOOR TO DOOR	2	C
- 4	725420	. STRAP,DOOR TO DOOR	2	D
- 5	726561	. LABEL	1	
- 6	369846	. LABEL,WARNING	3	A
- 6	369846	. LABEL,WARNING	3	B
- 7	837994	. LABEL,UCB SYNC POINT-21A1 UCB	1	C
- 8	837995	. LABEL,UCB SYNC ADDRESSING SYSTEM UCB	1	C
- 9	837935	. LABEL,SYNC POINT-21A1 PR	1	C
- 9	837936	. LABEL,SYNC POINT-21B1 RP	1	D
- 10	837937	. LABEL,SYNC POINT-21A3 PR	1	C
- 10	837938	. LABEL,SYNS POINT-21B3 RP	1	D
- 11	837939	. LABEL,SYNC POINT-21A3 SS/21A4 PR	1	C
- 11	837940	. LABEL,SYNC POINT 21B4 RP	1	D
- 12	852711	. DCOR ASSEMBLY,8 X 24 INNER	2	
- 13	725413	. SCREW, WASHER HEX- 10-32 X 0.312 LG ATT PT	8	
- 14	435762	. . STRIP,RUBBER	AR	
- 15	NO NO.	. . FELT- 29-039 21.88 X 16.5 X .25	AR	
- 16	852710	. DOOR,INNER ASSEMBLY	2	A
- 16	852710	. DOOR,INNER ASSEMBLY	2	B
- 16	725394	. DOOR ASM- 8 X 32 INNER	2	C
- 16	725394	. DOOR ASM- 8 X 32 INNER	2	D
- 17	725413	. SCREW,HEX HD- 10-32 X 0.312 LG ATT PT	8	
- 18	435762	. . STRIP,RUBBER	AR	
- 19	NO NO.	. . FELT,29-039 21.88 X 12.5 X .25	AR	
- 20	725392	. GUIDE PLATE ASSEMBLY,CABLE CLAMP	2	
- 21	725413	. SCREW,WASHER HEX- 10-32 X 0.312 LG ATT PT	6	
- 22	475465	. . SEAL,COVER	AR	
- 23	725391	. . PLATE,GUIDE	2	
- 24	826420	. SCREEN,GATE TOF	1	
- 25	725412	. SCREW,SELF TAP- 8-32 X 0.375 LG ATT PT	2	
- 26	725174	. THERMAL SWITCH ASSEMBLY	2	
- 27	438548	. SCREW,MACH BD HD- 4-40 X 0.188 LG ATT PT	4	
- 28	761345	. . THERMOSWITCH	2	
- 29	334921	. . TERMINAL,LUG- NO. 22 THRU NO. 18 WIRE INSUL	4	
- 30	725395	. PLATE,THERMO SWITCH MT	2	
- 31	725411	. SCREW,HEX HD- 8-32 X 0.250 LG ATT PT	4	
- 32	826906	. STRIP,NUMBERING	4	A
- 32	826906	. STRIP,NUMBERING	2	B
- 32	826906	. STRIP,NUMBERING	4	C
- 32	826906	. STRIP,NUMBERING	2	D

LIST AND INDEX NUMBER	PART NUMBER	DESCRIPTION	UNITS PER ASM.	USABLE ON CODE
		1 2 3 4		
- 33	725751	. STRIP,NUMBERING	4	
- 34	826210	. LABEL,LAMINAR BUS	2	
- 35	725314	. LAMINAR BUS ASSEMBLY	1	
- 36	170215	. SCREW,WASHER FIL- 6-32 X 0.375 LG ATT PT	4	
- 37	22478	. WASHER,FL- 0.170 ID 0.375 OD 0.032 THK ATT PT	4	
- 38	55726	. . SCREW,MACH BD HD- 6-32 X 0.188 LG	6	
- 39	596203	. . BLOCK- 10 POSITION INPUT	1	
- 40	81693	. . SCREW,MACH BD HD- 6-32 X 0.375 LG ATT PT	4	
- 41	38051	. . NUT,HEX- 6-32 ATT PT	4	
- 42	596210	. . BASE	1	
- 43	594506	. . BLOCK	16	
- 44	725313	. . CONDUCTOR ASSEMBLY,LAMINAR BUS	1	
- 45	808360	. FASTENER,PRINT HEAD	8	A
- 46	179743	. NUT,PLAIN HEX- 0.468-32 X 0.562 FL W		
- 47	187475	. SHIELD,TERMINAL BLOCK 20 POS	1	
- 48	210984	. SCREW,MACH BD HD- 6-32 X 0.250 LG ATT PT	1	
- 49	253220	. TERMINAL BOARD- 20 DBL SCREW TERMINALS	1	
- 50	210883	. STUD,SHIELD MTG TAPPED- 6-32 ATT PT	1	A
- 50	210883	. STUD,SHIELD MTG TAPPED- 6-32 ATT PT	1	B
- 50	210985	. STUD,EXT INT- 6-32 EXT 8-32 X 0.900 LG ATT PT	1	C
- 50	210985	. STUD,EXT INT- 6-32 EXT 8-32 X 0.900 LG ATT PT	1	D
- 51	210884	. STUD,SHIELD MTG- 6-32 ATT PT	3	A
- 51	210884	. STUD,SHIELD MTG- 6-32 ATT PT	3	B
- 51	210986	. STUD,SHIELD MOUNTING ATT PT	3	C
- 51	210986	. STUD,SHIELD MOUNTING ATT PT	3	D
- 52	365323	. MARKER STRIP	1	
- 53	827163	. LABEL	1	
- 54	826413	. FILTER- 5.50 X 31.12 AIR	1	B
- 54	826413	. FILTER- 5.50 X 31.12 AIR	1	C
- 54	826413	. FILTER- 5.50 X 31.12 AIR	1	D
- 55	301356	. SEAL	AR	
- 56	216297	. SEAL,RUB STRIP- 0.687 W X 0.125 THK	AR	
- 57	363319	. LATCH,COVER	8	1C
- 57	363319	. LATCH,COVER	8	1D
- 57	2533504	. COVER,LATCH	8	2C
- 57	2533504	. COVER,LATCH	8	2D
- 58	48594	. SCREW,MACH BD HD- 4-40 X 0.175 LG	16	1C
- 58	48594	. SCREW,MACH BD HD- 4-40 X 0.175 LG	16	1D
- 58	1128238	. SCREW,CAP SOC HD	16	2C
- 58	1128238	. SCREW,CAP SOC HD	16	2D
- 58A	257984	. LOCKWASHER,SPLIT- 0.115 ID X 0.212 OD	16	2C
- 58A	257984	. LOCKWASHER,SPLIT- 0.115 ID X 0.212 OD	16	2D
- 59	826356	. PLATE, CHASSIS FILLER	AR	
		USED WHERE CHASSIS ASMS ARE OMITTED		
- 60	1133767	. SCREW,ASM WASH HEX HD- 8-32 X 0.500 LG ATT PT	AR	
- 61	471901	. CASTER	1	A
- 61	471901	. CASTER	1	C
- 62	76846	. NUT,HEX- 1/2-13 ATT PT	1	A
- 62	76846	. NUT,HEX- 1/2-13 ATT PT	1	C
- 63	130987	. LOCKWASHER SPLIT- 0.509 ID X 0.879 OD ATT PT	1	A
- 63	130987	. LOCKWASHER SPLIT- 0.509 ID X 0.879 OD ATT PT	1	C
- 64	826306	. HINGE,INNER GATE MTG ASSEMBLY	2	A
- 64	826306	. HINGE,INNER GATE MTG ASSEMBLY	2	B
- 65	234348	. SCREW, WASHER FIL- 0.312-18 X 0.750 ATT PT	4	A
- 65	234348	. SCREW, WASHER FIL- 0.312-18 X 0.750 ATT PT	4	B
- 66	25793	. NUT,PLAIN HEX- 0.312-18 ATT PT	4	A
- 66	25793	. NUT,PLAIN HEX- 0.312-18 ATT PT	4	B
- 67	760447	. LATCH ASSEMBLY	1	A
- 67	760447	. LATCH ASSEMBLY	1	B
- 68	725411	. SCREW,HEX HD- 8-32 X 0.250 LG ATT PT	2	A
- 68	725411	. SCREW,HEX HD- 8-32 X 0.250 LG ATT PT	2	B
- 69	610052	. . PIN	1	
- 70	204499	. . PIN,LATCH RELAY GATE- 0.375 DIA X 3.375 LG	1	
- 71	220856	. . SPRING,HELICAL COMPR- 9 TURNS	1	
- 72	760446	. . BRACKET,LATCH	1	
- 73	826872	. BRACKET	1	A
- 73	826872	. BRACKET	1	B
- 74	177397	. SCREW,ASMD WASHER HEX HD- 10/32 X 1/2 LG ATT PT	2	A
- 74	177397	. SCREW,WASHER HEX HD- 10-32 X 0.500 LG ATT PT	2	B
- 75	47242	. WASHER,FL- X 0.500 OD X 0.062 THK ATT PT	2	A
- 75	47242	. WASHER,FL- X 0.500 OD X 0.062 THK ATT PT	2	B
- 76	255939	. SCREW,BUMPER ADJ- 0.250-20 X 1.187 LG	2	C
- 76	255939	. SCREW,BUMPER ADJ- 0.250-20 X 1.187 LG	2	D
- 77	3690	. NUT,HEX- 1/4-20 ATT PT	2	C
- 77	3690	. NUT,HEX- 1/4-20 ATT PT	2	D
- 78	826810	. GUIDE ASM	1	C
- 78	826810	. GUIDE ASM	1	D
- 79	127702	. SCREW,MACH HEX HD- 0.250-20 X 0.500 LG ATT PT	2	C
- 79	127702	. SCREW,MACH HEX HD- 0.250-20 X 0.500 LG ATT PT	2	D

FOR PARTS
NOT SHOWN
SEE FIG. 4

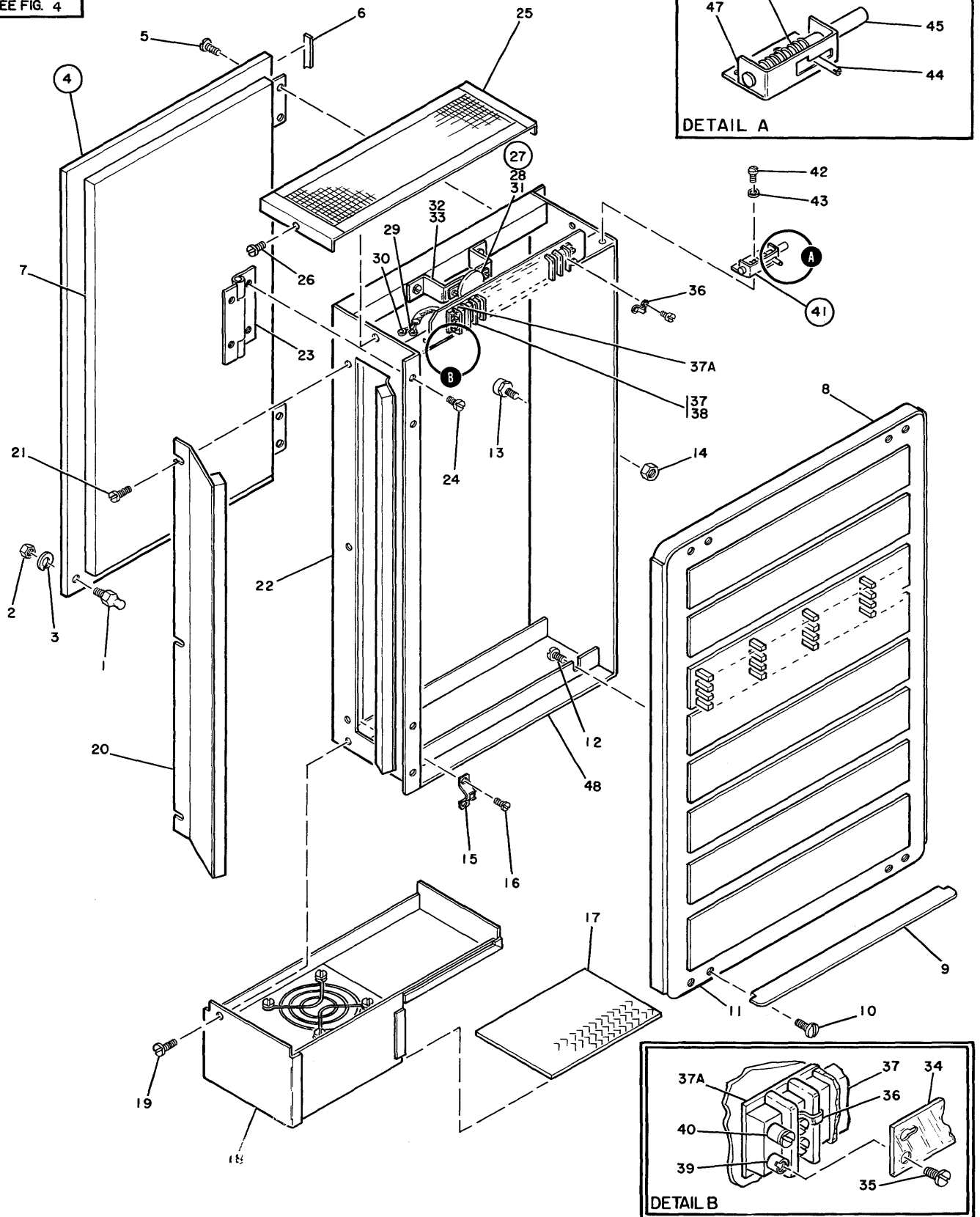


FIGURE 11. TWO CHANNEL SWITCH GATE ASSEMBLY FEATURE. SEE LIST 11.

LIST AND INDEX NUMBER	PART NUMBER	DESCRIPTION	UNITS PER ASM.	USABLE ON CODE
		1 2 3 4		
		TWO CHANNEL SWITCH GATE ASSEMBLY FEATURE		
11 -	846900	GATE ASSEMBLY,TCS SEE FIGURE 4-269 FOR NEXT HIGHER ASSEMBLY AND FIGURE 11 FOR ILLUSTRATION	REF	
- 1	1135118	. STUD	2	
- 2	257187	. NUT,HEX- 6-32	2	
- 3	62031	. LOCKWASHER,INT- X 0.141 ID X 0.295 OD	2	
- 4	838245	. DOOR ASSEMBLY- 8 X 24 INNER	1	
- 5	725413	. SCREW,ASMD WASHER HEX- 10-32 X 0.312 LG	4	
- 6	435762	. . STRIP,RUBBER	AR	
- 7	NO NO.	. . FELT- 29-039 21.88 X 11.94 X 0.25 THK	AR	
- 8	216297	. SEAL,RUB STRIP- 0.687 W X 0.125 THK	AR	
- 9	846886	. BAR,PIN PROTECTION	2	
- 10	251970	. SCREW,MACH BD HD- 4-40 X 0.250 LG	4	
- 11	846963	. CHASSIS ASSEMBLY- 21D1 WIRED TCS SEE FIGURE 12 FOR DETAIL BREAKDOWN	1	
- 12	725411	. SCREW,HEX HD- 8-32 X 0.250 LG	4	
- 13	223781	. SCREW,ADJUSTING- 1/4-20 X 1.000 IN. LG	1	
- 14	36109	. NUT,PLAIN HEX- 1/4-20 X 0.437 FL W	1	
- 15	313453	. LATCH,CARD FEED COVER	2	
- 15	363319	USED ON NO UNIVERSAL CHARACTER SET . LATCH,COVER	2	
- 16	48594	USED ON UNIVERSAL CHARACTER SET . SCREW,MACH BD HD- 4-40 X 0.175 LG	4	
- 17	846883	. FILTER,GATE BLOWER	4	
- 18	846881	. PLENUM BLOWER ASSEMBLY,TCS SEE FIGURE 15 FOR DETAIL BREAKDOWN	4	
- 19	725411	. SCREW,HEX HD- 8-32 X 0.250 LG	4	
- 20	838249	. CLAMP ASSEMBLY,CABLE	1	
- 21	28413	. SCREW,MACH BD HD- 10-32 X 0.312 LG	3	
- 22	846889	. SEAL,NEOPRENE	1	
- 23	846884	. HINGE,GATE MTG	2	
- 24	725413	. SCREW,ASMD WASHER HEX- 10-32 X 0.312 LG	4	
- 25	846887	. GATE SCREEN,TOF	1	
- 26	725411	. SCREW,HEX HD- 8-32 X 0.250 LG	2	
- 27	846905	. THERMOSWITCH ASSEMBLY	1	
- 28	438548	. SCREW,MACH BD HD- 4-40 X 0.188 LG	2	
- 29	334921	. . TERMINAL,LUG- NO. 22 THRU NO. 18 WIRE INSUL	2	
- 30	480779	. . WIRE	1	
- 31	761345	. . THERMOSWITCH	1	
- 32	725395	. PLATE,THERMO SWITCH MT	1	
- 33	725411	. SCREW,HEX HD- 8-32 X 0.250 LG	2	
- 34	191478	. SHIELD,TERMINAL BOARD USED ON UNIVERSAL CHARACTER SET	1	
- 35	210984	. SCREW,MACH BD HD- 6-32 X 0.250 LG	1	
- 36	367115	USED ON UNIVERSAL CHARACTER SET . JUMPER ASSEMBLY	12	
- 37	301731	. TERMINAL BOARD- 16 DBL SCREW TERMINALS	1	
- 37A	322269	. MARKER STRIP- 16 POS NOS. 1 THRU 16	1	
- 38	322550	. SCREW,MACH BD HD- 6-32 X 0.500 LG	4	
- 39	210883	USED ON NO UNIVERSAL CHARACTER SET . STUD,SHIELD MTG TAPPED- 6-32	1	
- 40	210884	USED ON UNIVERSAL CHARACTER SET . STUD,SHIELD MTG- 6-32	3	
- 41	760447	USED ON UNIVERSAL CHARACTER SET . LATCH ASSEMBLY	1	
- 42	725413	. SCREW,ASM WASHER HEX- 10-32 X 0.312 LG	2	
- 43	47242	. WASHER,FL- 12 X 0.500 OD X 0.062 THK	2	
- 44	610052	. . EIN	1	
- 45	204499	. . PIN,LATCH RELAY GATE- 0.375 DIA X 3.375 LG	1	
- 46	220856	. . SPRING,HELICAL,COMPR- 9 TURNS	1	
- 47	760446	. . BRACKET,LATCH	1	
- 48	846885	. GATE,CHASSIS MOUNTING	1	

FOR PARTS
NOT SHOWN
SEE FIG. 4

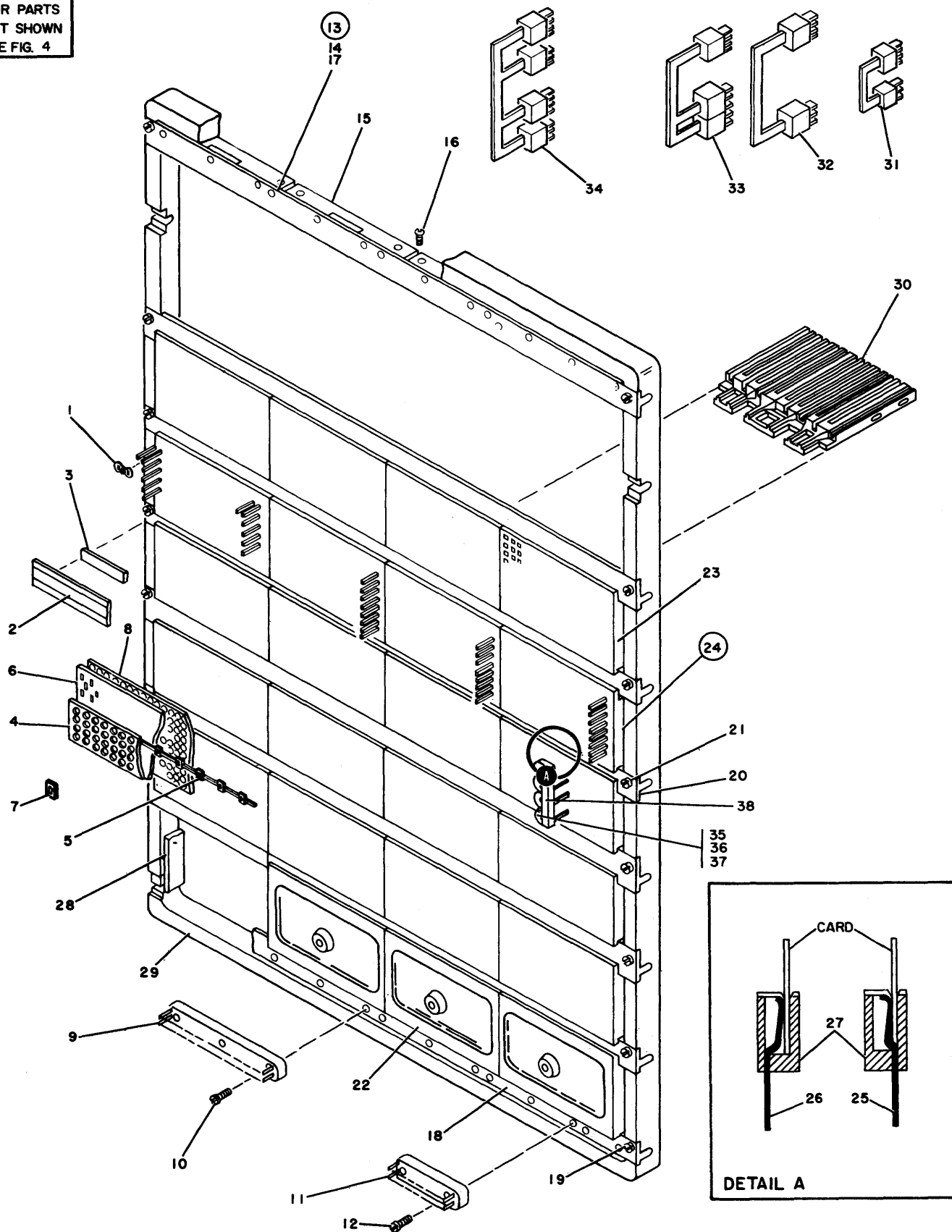


FIGURE 12. CHASSIS ASSEMBLIES. SEE LIST 12.

LIST AND INDEX NUMBER	PART NUMBER	DESCRIPTION 1 2 3 4	UNITS PER ASM.	USABLE ON CODE
		CHASSIS ASSEMBLIES		
		CODE A-USED ON 32 POSITION CHASSIS FOR A AND B GATE POSITIONS 1 AND 3		
		CODE B-USED ON 24 POSITION CHASSIS FOR A AND B GATE POSITIONS 2 AND 4, AND TCS GATE		
12 -	826351	CHASSIS ASSEMBLY- 21A3 WIRED SEE FIGURE 4-189 AND 4-193 FOR NEXT HIGHER ASSEMBLY	REF	A
-	826291	AND FIGURE 12 FOR ILLUSTRATION CHASSIS ASSEMBLY- 21A1 WIRED PR	REF	A
-	837841	CHASSIS ASSEMBLY- 21A1 WIRED UCB	REF	A
-	838221	CHASSIS ASM- 21A1 WIRED CF	REF	A
-	846947	CHASSIS ASSEMBLY- 21A1 WIRED TCB	REF	A
-	846943	CHASSIS ASSEMBLY- 21A1 WIRED TCS	REF	A
-	846951	CHASSIS ASSEMBLY- 21A1 WIRED TCM	REF	A
-	826311	CHASSIS ASM- 21A1 WIRED MPR	REF	A
-	849066	CHASSIS ASSEMBLY-21A1 MODEL- 6 SEE FIGURE 4-189 FOR NEXT HIGHER ASSEMBLY	REF	
-	837791	AND FIGURE 12 FOR ILLUSTRATION CHASSIS ASSEMBLY- 21A2 WIRED UCB FEATURE	REF	B
-	826341	CHASSIS ASSEMBLY- 21A2 WIRED MOD 4 W/1404	REF	B
		SEE FIGURE 4-191 FOR NEXT HIGHER ASSEMBLY AND FIGURE 12 FOR ILLUSTRATION		
-	826361	CHASSIS ASSEMBLY- 21A3 WIRED MOD 4 W/1404	REF	A
-	848940	CHASSIS ASSEMBLY- 21A3 WIRED SEE FIGURE 4-193 FOR NEXT HIGHER ASSEMBLY	REF	A
-	826371	AND FIGURE 12 FOR ILLUSTRATION CHASSIS ASSEMBLY- 21A4 WIRED	REF	B
-	826381	CHASSIS ASSEMBLY- 21A4 WIRED MOD 4 W/1404 SEE FIGURE 4-195 FOR NEXT HIGHER ASSEMBLY	REF	B
-	826391	AND FIGURE 12 FOR ILLUSTRATION CHASSIS ASSEMBLY- 21B1 WIRED READ PUNCH	REF	A
-	846955	CHASSIS ASSEMBLY- 21D1 WIRED TCS SEE FIGURE 4-197 FOR NEXT HIGHER ASSEMBLY	REF	A
-	846959	AND FIGURE 12 FOR ILLUSTRATION CHASSIS ASSEMBLY- 21D2 WIRED TCS SEE FIGURE 4-199 FOR NEXT HIGHER ASSEMBLY	REF	B
-	826401	AND FIGURE 12 FOR ILLUSTRATION CHASSIS ASSEMBLY- 21B3 WIRED READ PUNCH SEE FIGURE 4-201 FOR NEXT HIGHER ASSEMBLY	REF	A
-	826411	AND FIGURE 12 FOR ILLUSTRATION CHASSIS ASSEMBLY- 21B4 WIRED READ PUNCH SEE FIGURE 4-203 FOR NEXT HIGHER ASSEMBLY	REF	B
-	846963	AND FIGURE 12 FOR ILLUSTRATION CHASSIS ASSEMBLY- 21D1 WIRED TCS SEE FIGURE 4-265 AND 11-11 FOR NEXT HIGHER ASSEMBLY	REF	B
- 1	353734	AND FIGURE 12 FOR ILLUSTRATION . RETAINER	9	
- 2	352491	. STRIP- 32 POSITION NUMBERING	9	A
- 2	826345	. STRIP- 24 POSITION NUMBERING	9	B
- 2	826906	. STRIP,NUMBERING USED ON ASSEMBLY 846963 ONLY	9	B
- 3	216215	. BUS,GROUND PLANE	1	
- 4	216303	. COVER,VOLTAGE CHAIN	1	
- 5	212822	. BUS BAR,CHAIN VOLTAGE	1	
- 6	725753	. INSULATOR,BACK PANEL 32 POS	1	A
- 6	194596	. INSULATOR- 24 POSITION BACK PANEL	1	B
- 6	216266	. INSULATOR,PLATE BACK PANEL- 26 POS USED ON ASSEMBLY 846963 ONLY	1	B
- 7	216263	. CLIP,INSULATOR HOLD DOWN	AR	
- 8	725752	. GROUND PLANE	1	A
- 8	826498	. PLANE,GROUND USED ON ASMS 826291, 837841, 838221, 846943, 846947, 846951 AND 826311 ONLY	1	A
- 8	826457	. PLANE,GROUND	1	A
- 8	826458	. PLANE,GROUND	1	A

LIST AND INDEX NUMBER	PART NUMBER	DESCRIPTION	UNITS PER ASM.	USABLE ON CODE
		1 2 3 4		
12 - 8	826459	. PLANE,GROUND	1	A
- 8	826460	. PLANE,GROUND	1	A
- 8	826461	. PLANE,GROUND	1	A
- 8	826462	. PLANE,GROUND	1	A
- 8	826463	. PLANE,GROUND	1	A
		THE PREVIOUS SEVEN GROUND PLANES USED ON ASMS 826351, 826361 AND 848940 ONLY		
- 8	826499	. PLANE,GROUND	1	A
		USED ON ASMS 826391 AND 826955 ONLY		
- 8	826464	. PLANE,GROUND	1	A
		USED ON ASSEMBLY 826401 ONLY		
- 8	223072	. CARD,BACK PANEL- 24 POSITION	1	B
- 8	837894	. PLANE,GROUND	AR	B
- 8	837893	. GROUND PLANE- 24 POS	1	B
		THE PREVIOUS 2 GROUND PLANES USED ON ASSEMBLY 837791 ONLY		
- 8	826456	. PLANE,GROUND	1	B
		USED ON ASMS 826371 AND 826381 ONLY		
- 8	838067	. PLANE,GROUND	1	B
		USED ON ASSEMBLY 826341 ONLY		
- 8	846826	. PLANE,GROUND	1	B
		USED ON ASSEMBLY 846963 ONLY		
- 9	216295	. CONNECTOR,RECP,ELEC- 28 MALE CONTACTS	4	A
- 10	38262	. SCREW,MACH FIL- 4-40 X 0.250 LG ATT PT	8	A
- 11	5313529	. CONNECTOR,RECP ELEC- 4 POS	2	
- 12	38262	. SCREW,MACH FIL- 4-40 X 0.250 LG ATT PT	4	
- 13	725316	. T BAR AND ADAPTER ASSEMBLY	1	A
- 13	826415	. T BAR AND ADAPTER ASSEMBLY	1	B
- 14	10170	. SCREW,MACH BD HD- 6-32 X 0.250 LG ATT PT	2	
- 15	216091	. . ADAPTER,CARD GUIDE	4	
		USED ON ASSEMBLY 725316		
- 15	216091	. . ADAPTER,CARD GUIDE	3	
		USED ON ASSEMBLY 826415		
- 16	38264	. . SCREW,MACH FIL- 4-40 X 0.375 LG	8	
		USED ON ASSEMBLY 725316		
- 16	38264	. . SCREW,MACH FIL- 4-40 X 0.375 LG	6	
		USED ON ASSEMBLY 826415		
- 17	725317	. . T BAR,RATING	1	
		USED ON ASSEMBLY 725316		
- 17	826417	. . T BAR ADAPTER AND EDGE CONN MTG,TOP	1	
		USED ON ASSEMBLY 826415		
- 18	725318	. T BAR,RATING	1	
- 18	826418	. T BAR,RATING	1	B
- 19	10170	. SCREW,MACH BD HD- 6-32 X 0.250 LG ATT PT	2	
- 20	725750	. T BAR,RATING	1	A
- 20	826414	. T BAR- 24 POSITION	1	B
- 21	10170	. SCREW,MACH BD HD- 6-32 X 0.250 LG ATT PT	2	
- 22	216268	. BLOCK,DUMMY SMS CHASSIS	3	B
- 23	216082	. CARD RECEPTACLE- 8 POSITION	16	B
- 24	216083	. CARD RECEPTACLE ASSEMBLY	1	
- 25	216087	. . SPRING,CONTACT	64	
- 26	216088	. . SPRING,CONTACT	64	
- 27	216082	. . CARD RECEPTACLE- 8 POSITION	1	
- 28	216297	. SEAL,RUB STRIP- 0.687 W X 0.125 THK	AR	
- 29	725293	. FRAME,CHASSIS	1	A
- 29	826215	. FRAME,CHASSIS	1	B
- 30	216085	GUIDE,CARD- 8 POSITION LONG	1	
- 31	483180	CABLE ASM- 2 CONNECTOR 1.25 LG CARD	1	
		SEE FIGURE 28-6 AND 8		
- 32	483235	FOR COMPONENT PARTS CABLE ASSEMBLY- 2 COMMON 5 IN LG	1	
		SEE FIGURE 28-6 AND 8		
- 33	483183	FOR COMPONENT PARTS CABLE ASM- 3 CONNECTOR 6.50 LG CARD	1	
		SEE FIGURE 28-6 AND 8		
- 34	483238	FOR COMPONENT PARTS CABLE ASSEMBLY- 4 COMMON 6.5 IN LG	1	
		SEE FIGURE 28-6 AND 8		
- 35	5235045	. INDICATOR ASM	4	
- 36	5114986	. . HOLDER	4	
- 37	5213426	. . BULB	4	
- 38	2533502	. STRIP,INDICATOR NUMBER	1	

FOR PARTS
NOT SHOWN
SEE FIG.4

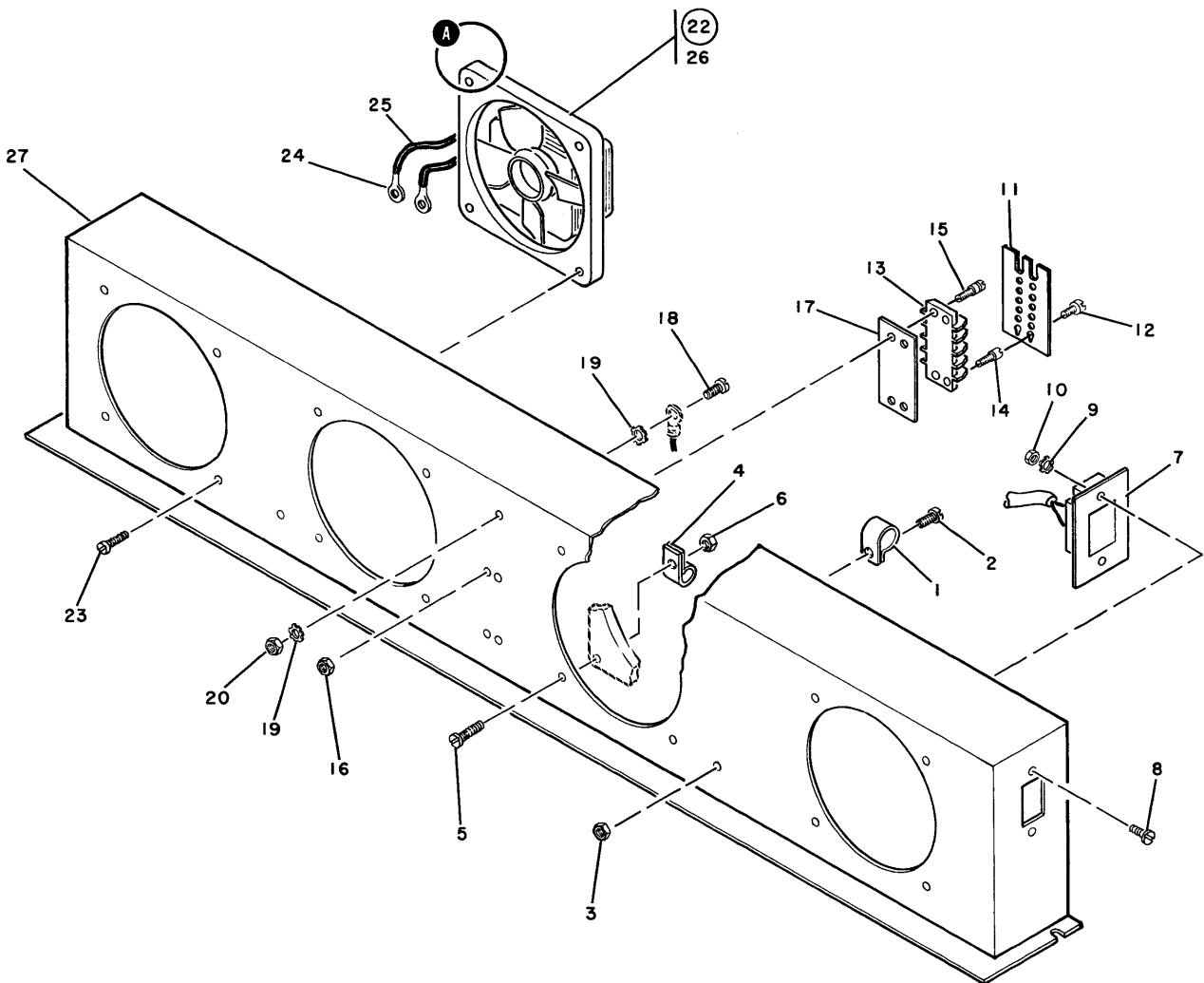
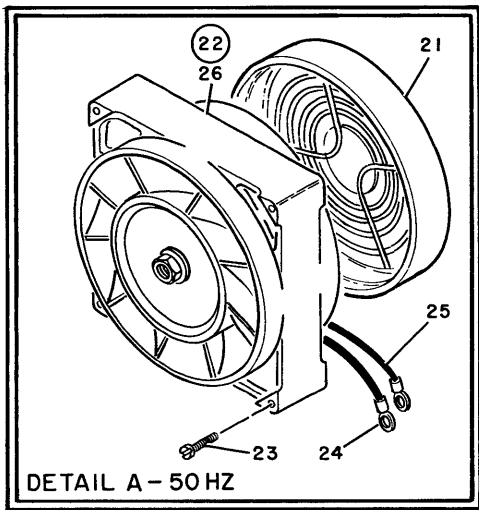


FIGURE 14. 50 AND 60 HZ BLOWER HOUSING ASSEMBLIES. SEE LIST 14.

FOR PARTS
NOT SHOWN
SEE FIG. 11

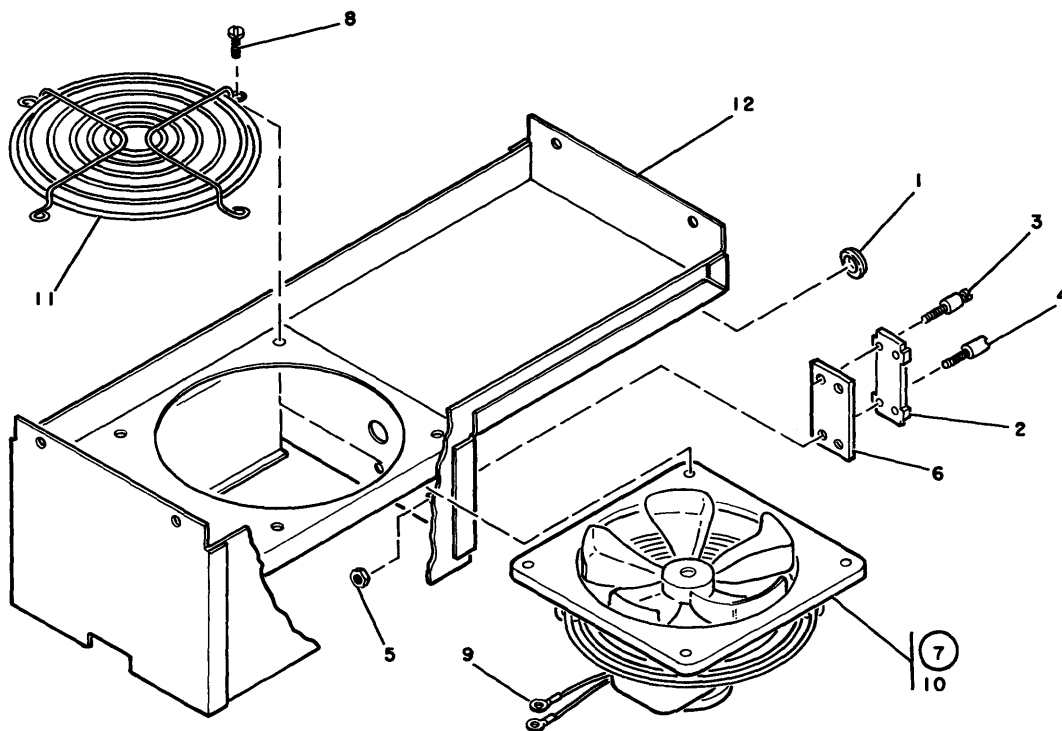
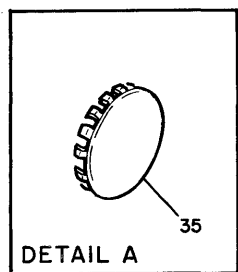


FIGURE 15. TCS FEATURE PLENUM BLOWER ASSEMBLY. SEE LIST 15.



FOR PARTS
NOT SHOWN
SEE FIG. 4

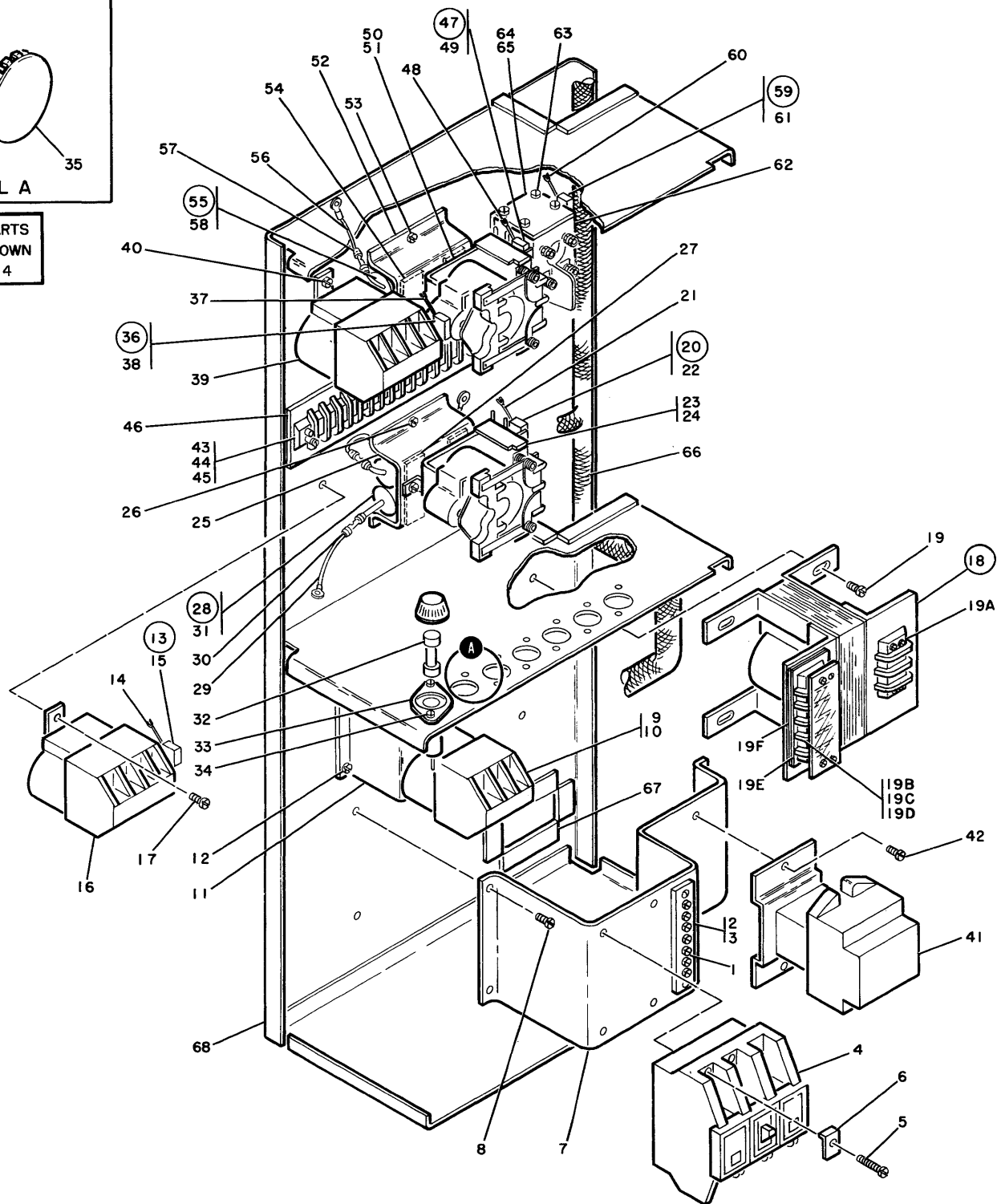


FIGURE 16. 60 HZ POWER CONTROL ASSEMBLY. SEE LIST 16.

LIST AND INDEX NUMBER	PART NUMBER	DESCRIPTION	UNITS PER ASM.	USABLE ON CODE
		1 2 3 4		
		POWER CONTROL ASSEMBLY 60 HZ		
		CODE A-USED ON MODELS 3 AND 5 NEW STYLE SECOND FRAME		
		CODE B-USED ON MODELS 3 AND 5 OLD STYLE SECOND FRAME		
		CODE C-USED ON ALL MOD FRAME 1 NEW STYLE		
		CODE D-USED ON ALL MOD FRAME 1 OLD STYLE		
		CODE E-USED ON ALL MODELS POWER GROUP THIRD PRINTER CONTROL FEATURE		
16 -	827342	CONTROL ASSEMBLY, POWER	REF	A
-	826298	CONTROL ASSEMBLY, POWER	REF	B
-	827343	CONTROL ASSEMBLY, POWER	REF	C
-	826299	CONTROL ASSEMBLY, POWER	REF	D
-	2532308	CONTROL ASSEMBLY, POWER MODEL- 6	REF	
		SEE FIGURE 4-171 FOR NEXT HIGHER ASSEMBLY AND FIGURE 16 FOR ILLUSTRATION		
- 1	10170	. SCREW, MACH BD HD- 6-32 X 0.250 LG	7	
- 2	826293	. BUS BAR, VOLTAGE	1	
- 3	10170	. SCREW, MACH BD HD- 6-32 X 0.250 LG ATT PT	2	
- 4	605711	. CIRCUIT BREAKER, OVERLOAD PROTECTOR	1	
- 5	81693	. SCREW, MACH BD HD- 6-32 X 0.375 LG ATT PT	4	
- 6	760731	. CLAMP	4	
- 7	827151	. BRACKET	1	
- 8	58207	. SCREW, MACH BD HD- 8-32 X 0.250 LG ATT PT	4	
- 9	588396	. CONTACTOR, MAGNETIC- 3 POLE 15 AMP	1	
- 10	10170	. SCREW, MACH BD HD- 6-32 X 0.250 LG ATT PT	2	
- 11	826294	. BRACKET, CONTACTOR MTG	1	
- 12	10170	. SCREW, MACH BD HD- 6-32 X 0.250 LG ATT PT	4	
- 13	480550	. DIODE ASSEMBLY	AR	
- 14	187243	. . TERMINAL, SMALL TAPER	2	
- 15	147647	. . VALVE, SELENIUM	1	
- 16	725001	. CONTACTOR- 60 HZ MAGNETIC	1	E
- 17	10170	. SCREW, MACH BD HD- 6-32 X 0.250 LG	2	E
- 18	760734	. TRANSFORMER, PWR STEP-DOWN	1	
- 18	760734	. TRANSFORMER, PWR STEP-DOWN	1	D
- 19	58207	. SCREW, MACH BD HD- 8-32 X 0.250 LG ATT PT	4	
- 19A	317193	. . TERMINAL BLOCK	1	
- 19B	91469	. . TERMINAL BOARD- 4 CBL SCREW TERMINALS	1	
- 19C	210985	. . STUD, EXT INT- 6-32 EXT 8-32 X 0.900 LG ATT PT	1	
- 19D	210986	. . STUD, SHIELD COUNTING ATT PT	3	
- 19E	322271	. . MARKER STRIP- 4 POS NOS. 1 THRU 4	1	
- 19F	589753	. . INSULATOR	1	
- 20	480550	. DIODE ASSEMBLY	AR	
- 21	187243	. . TERMINAL, SMALL TAPER	1	
- 22	147647	. . VALVE, SELENIUM	1	
- 23	223642	. RELAY, ARMATURE HVY DUTY DPDT- 50V DC	1	E
- 24	438548	. SCREW, MACH BD HD- 4-40 X 0.188 LG ATT PT	2	
- 25	726539	. BRACKET	1	E
- 26	10170	. SCREW, MACH BD HD- 6-32 X 0.250 LG ATT PT	2	
- 27	301356	. SEAL	AR	E
- 28	726632	. CAPACITOR- 0.68 MFD	2	
- 29	461173	. . JUMPER ASSEMBLY	1	
- 29	550506	SEE FIGURE 28-50E FOR COMPONENT PARTS . . JUMPER ASSEMBLY SEE FIGURE 28-50E FOR COMPONENT PARTS	1	
- 30	321051	. . CONNECTOR, TWO WAY INSULATED	2	
- 31	347046	. . CAPACITOR	1	
- 32	252592	. FUSE- 1.250 AMP	2	B
- 32	252592	. FUSE- 1.250 AMP	2	C
- 32	252592	. FUSE- 1.250 AMP	2	D
- 32	107665	. FUSE, CTG SLOW BLOW- 4 AMP 250V	2	B
- 32	107665	. FUSE, CTG SLOW BLOW- 4 AMP 250V	2	D
- 32	252591	. FUSE- 1.0 AMP 250V	2	B
- 32	252591	. FUSE- 1.0 AMP 250V	2	C
- 32	252591	. FUSE- 1.0 AMP 250V	2	D
- 33	104615	. FUSEHOLDER	6	B
- 33	104615	. FUSEHOLDER	4	C
- 33	104615	. FUSEHOLDER	6	D
- 34	38235	. SCREW, MACH BD HD- 6-32 X 0.310 LG	12	B
- 35	168037	. PLUG	2	A
- 35	168037	. PLUG	2	B
- 36	480550	. DIODE ASSEMBLY	AR	
- 37	187243	. . TERMINAL, SMALL TAPER	2	
- 38	147647	. . VALVE, SELENIUM	1	
- 39	725001	. CONTACTOR- 60 HZ MAGNETIC	1	

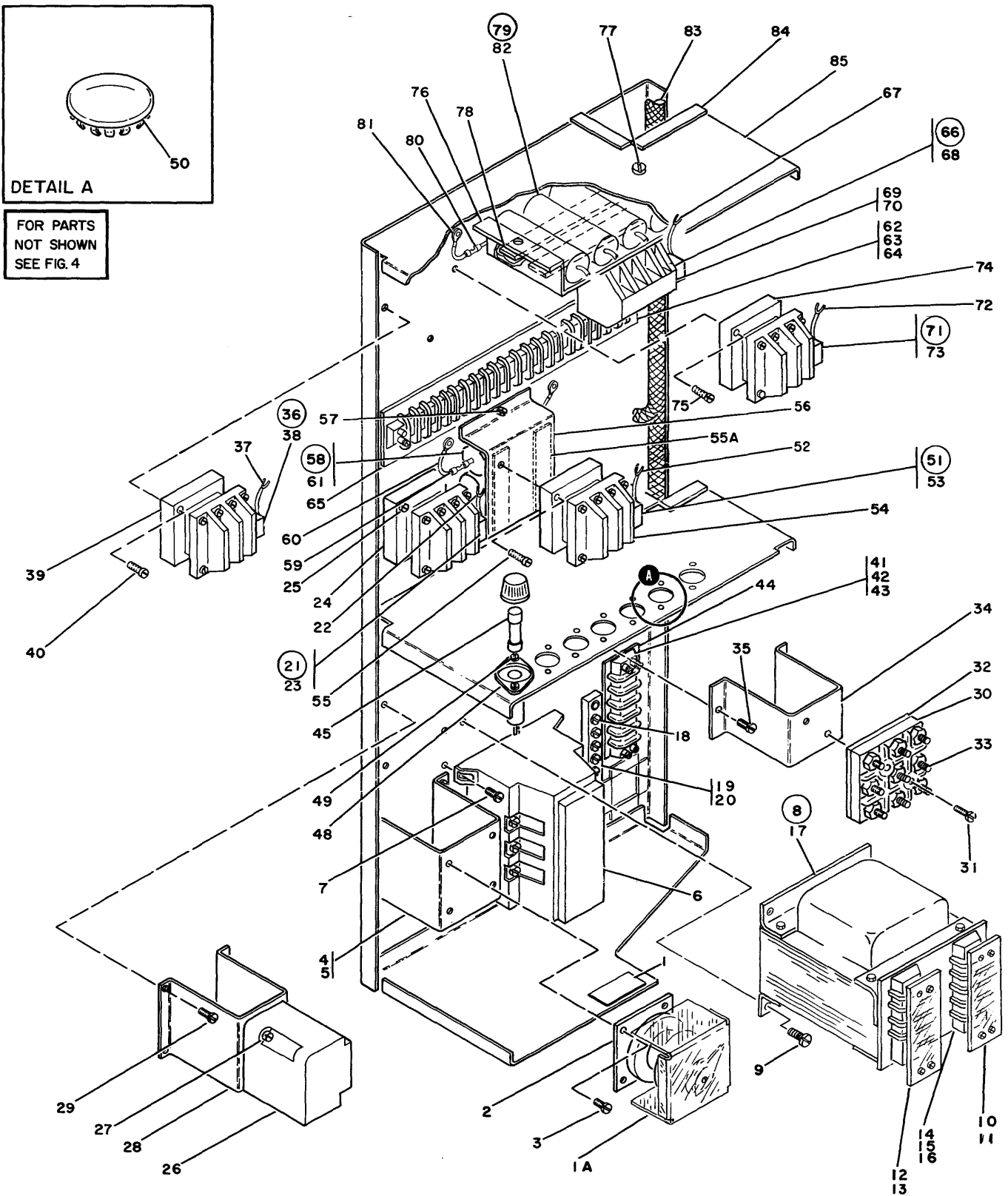


FIGURE 17. 50 HZ POWER CONTROL ASSEMBLY. SEE LIST 17.

LIST AND INDEX NUMBER	PART NUMBER	DESCRIPTION 1 2 3 4	UNITS PER ASM.	USABLE ON CODE
		POWER CONTROL ASSEMBLY 50 HZ		
		CODE A-USED ON MODELS 3 AND 5 NEW STYLE CODE B-USED ON MODELS 3 AND 5 OLD STYLE		
		CODE C-USED ON MOD 1, 2 AND 4 NEW STYLE CODE D-USED ON MOD 1, 2 AND 4 OLD STYLE CODE E-USED ON ALL MODELS POWER GROUP		
		THIRD PRINTER CONTROL FEATURE		
17 -	827344	CONTROL ASSEMBLY, POWER	REF	A
-	826323	CONTROL ASSEMBLY, POWER	REF	B
-	827345	CONTROL ASSEMBLY, POWER	REF	C
-	826324	CONTROL ASSEMBLY, POWER	REF	D
	2532287	CONTROL ASSEMBLY, POWER- 50 HZ MODEL 6 SEE FIGURE 4-171 FOR NEXT HIGHER ASSEMBLY	REF	
- 1	138754	AND FIGURE 17 FOR ILLUSTRATION	1	A
- 1	138754	. DECAL, INST LINE V PRESENT W/MACH PWR OFF	1	C
- 1A	838244	. COVER- 50 HZ MAIN SWITCH	1	
- 2	5051239	. SWITCH	1	
- 3	10170	. SCREW, MACH BD HD- 6-32 X 0.250 LG ATT PT	4	
- 4	826277	. BRACKET, SWITCH MTG	1	
- 5	10170	. SCREW, MACH BD HD- 6-32 X 0.250 LG ATT PT	4	
- 6	5050383	. CONTACTOR- 25 AMP 3 PHASE 50 HZ	1	
- 7	186758	. SCREW, MACH BD HD- 8-32 X 0.437 LG ATT PT	4	
- 8	5051420	. TRANSFORMER, ISOLATION	1	C
- 8	5051420	. TRANSFORMER, ISOLATION	1	D
- 9	58207	. SCREW, MACH BD HD- 8-32 X 0.250 LG ATT PT	4	
- 10	5050457	. SHIELD- 2 POSITION TERMINAL BLOCK	1	
- 11	210984	. SCREW, MACH BD HD- 6-32 X 0.250 LG ATT PT	1	
- 12	5050467	. SHIELD- 4 POSITION TERMINAL BLOCK	1	
- 13	210984	. SCREW, MACH BD HD- 6-32 X 0.250 LG ATT PT	1	
- 14	80351	. TERMINAL BOARD- 4 DBL SCREW TERMINALS	2	
- 15	5050468	. STUD, TAPPED ATT PT	2	
- 16	5050469	. STUD, MOUNTING ATT PT	6	
- 17	5051421	. TRANSFORMER, ISOLATION	1	
- 18	10170	. SCREW, MACH BD HD- 6-32 X 0.250 LG	7	
- 19	826293	. BUS BAR, VOLTAGE	1	
- 20	10170	. SCREW, MACH BD HD- 6-32 X 0.250 LG ATT PT	2	
- 21	480550	. DIODE ASSEMBLY	1	
- 22	435599	. TERMINAL, LUG NONINS- 18 AWG NO. 8 MTG SLOT	2	
- 23	147647	. VALVE, SELENIUM	1	
- 24	4118178	. CIRCUIT BREAKER	1	E
- 25	438567	. SCREW, MACH UNDRCT BD HD- 6-32 X 0.1000 LG ATT PT	2	E
- 26	5051235	. COIL- 24 VAC 10 AMP	1	
- 27	81693	. SCREW, MACH BD HD- 6-32 X 0.375 LG ATT PT	2	
- 28	838162	. BRACKET, CONTACTOR MTG- 50 HZ	1	
- 29	10170	. SCREW, MACH BD HD- 6-32 X 0.250 LG ATT PT	4	
- 30	4121259	. SWITCH BOARD	1	
- 31	186758	. SCREW, MACH BD HD- 8-32 X 0.437 LG ATT PT	2	B
- 31	186758	. SCREW, MACH BD HD- 8-32 X 0.437 LG ATT PT	2	D
- 31	5528	. SCREW, MACH BD HD- 8-32 X 0.625 LG ATT PT	2	A
- 31	5528	. SCREW, MACH BD HD- 8-32 X 0.625 LG ATT PT	2	C
- 32	737147	. INSULATOR	1	
- 33	4064448	. JUMPER, SWITCH	4	
- 34	826922	. BRACKET, TERMINAL BOARD MTG	1	
- 35	10170	. SCREW, MACH BD HD- 6-32 X 0.250 LG	2	
- 36	480550	. DIODE ASSEMBLY	1	
- 37	435599	. TERMINAL, LUG NONINS- 18 AWG NO. 8 MTG SLOT	2	
- 38	147647	. VALVE, SELENIUM	1	
- 39	4118178	. CIRCUIT BREAKER	1	
- 40	438567	. SCREW, MACH BD HD- 6-32 X 0.1000 ATT PT	2	
- 41	317131	. TERMINAL BOARD- 6 DBL SCREW TERMINALS	1	B
- 41	317131	. TERMINAL BOARD- 6 DBL SCREW TERMINALS	1	D
- 42	210985	. STUD, EXT INT- 6-32 EXT 8-32 X 0.900 LG 0A ATT PT	1	B
- 42	210985	. STUD, EXT INT- 6-32 EXT 8-32 X 0.900 LG 0A ATT PT	1	D
- 43	210986	. STUD, SHIELD MTG ATT PT	3	B
- 43	210986	. STUD, SHIELD MTG ATT PT	3	D
- 44	322266	. MARKER STRIP- 6 POS NOS. 1 THRU 6	1	B
- 44	322266	. MARKER STRIP- 6 POS NOS. 1 THRU 6	1	D
- 45	252592	. FUSE- 1.250 AMP	2	C
- 45	252592	. FUSE- 1.250 AMP		
- 45	107668	. FUSE- CARTRIDGE TIME DELAY 8 AMP 250V	2	
- 45	252591	. FUSE- 1.0 AMP 250V	3	B
- 45	252591	. FUSE- 1.0 AMP 250V	3	D
- 48	104615	. FUSEHOLDER	2	A
- 48	104615	. FUSEHOLDER	5	B

LIST AND INDEX NUMBER	PART NUMBER	DESCRIPTION	UNITS PER ASM.	USABLE ON CODE
		1 2 3 4		
17 - 48	104615	. FUSEHOLDER	4	C
- 48	104615	. FUSEHOLDER	7	D
- 49	38235	. SCREW,MACH BD HD- 6-32 X 0.310 LG ATT PT	AA	
- 50	168037	. PLUG	2	A
- 50	168037	. PLUG	2	B
- 50	168037	. PLUG	2	C
- 51	480550	. DIODE ASSEMBLY	1	E
- 52	435599	. . TERMINAL,LUG NONINS- 18 AWG NO. 8 MTG SLOT	2	
- 53	147647	. . VALVE,SELENIUM	1	
- 54	4118178	. CIRCUIT BREAKER		E
- 55	438567	. SCREW,MACH BD HD- 6-32 X 0.1000 LG		E
- 55A	301356	. SEAL	AR	
- 56	838085	. BRACKET,CONTACTOR MTG- 50 HZ	1	E
- 57	10170	. SCREW,MACH BD HD- 6-32 X 0.250 LG ATT PT	2	E
- 58	827011	. CAPACITOR	1	E
- 59	321051	. . CONNECTOR,TWO WAY INSULATED	2	
- 60	334921	. . TERMINAL,LUG- NO. 22 THRU NO. 18 WIRE INSUL	2	
- 61	347046	. . CAPACITOR- 0.068 MF P/M 5% 600V	1	
- 62	253220	. TERMINAL BOARD- 20 DBL SCREW TERMINALS	1	
- 63	210883	. STUD,SHIELD MTG TAPPED- 6-32 ATT PT	1	A
- 63	210883	. STUD-SHIELD MTG TAPPED- 6-32 ATT PT	1	C
- 63	210985	. STUD,EXT INT- 6-32 EXT 8-32 X 0.900 LG OA ATT PT	1	B
- 63	210985	. STUD,EXT INT- 6-32 EXT 8-32 X 0.900 LG OA ATT PT	1	D
- 64	210884	. STUD,SHIELD MTG ATT PT	3	A
- 64	210884	. STUD,SHIELD MTG ATT PT	3	C
- 64	210986	. STUD,SHIELD MTG ATT PT	3	B
- 64	210986	. STUD,SHIELD MTG ATT PT	3	D
- 65	365323	. MARKER STRIP	1	
- 66	480550	. DIODE ASSEMBLY	1	
- 67	435599	. . TERMINAL,LUG NONINS- 18 AWG NO. 8 MTG SLOT	2	
- 68	147647	. . VALVE,SELENIUM	1	
- 69	4118177	. CONTACTOR- 10A COIL 20VDC	1	
- 70	438567	. SCREW,MACH BD HD- 6-32 X 1 LG	2	
- 71	480550	. DIODE ASSEMBLY	1	
- 72	435599	. . TERMINAL,LUG NONINS- 18 AWG NO. 8 MTG SLOT	2	
- 73	147647	. . VALVE,SELENIUM	1	
- 74	4118178	. CIRCUIT BREAKER	1	
- 75	438567	. SCREW,MACH BD HD- 6-32 X 1.000 LG ATT PT	2	
- 76	838085	. BRACKET,CONTACTOR MTG- 50 HZ	1	
- 77	10170	. SCREW,MACH BD HD- 6-32 X 0.250 LG ATT PT	2	
- 78	301356	. SEAL	AR	
- 79	827011	. CAPACITOR	4	
- 80	321051	. . CONNECTOR,TWO WAY INSULATED	2	
- 81	334921	. . TERMINAL,LUG- NO. 22 THRU NO. 18 WIRE INSUL	2	
- 82	347046	. . CAPACITOR- 0.068 MF P/M 5% 608V	1	
- 83	827337	. CABLE ASSEMBLY,MAIN POWER BOX FRAME 2 SEE FIGURE 28-7, 35, 35A, 35B, 47A, 47B, 47C, 47D, 48, 50A, 50B, 50C, 50D, 50E, 50F, 50G AND 58A FOR COMPO PARTS	1	A
- 83	827136	. CABLE ASM,MAIN POWER BOX FR2 SEE FIGURE 28-7, 35, 35A, 35B, 47A, 47B, 47C, 47D, 48, 50A, 50B, 50C, 50D, 50E, 50G, 51, 52 AND 58A FOR COMPO PARTS	1	B
- 83	827328	. CABLE ASSEMBLY,MAIN POWER BOX SEE FIGURE 28-7, 35, 35A, 35B, 47A, 47C, 47D, 48, 50A, 50B, 50D, 50E, 50F, 50G, 51, 52 AND 58A FOR COMPONENT PARTS	1	C
- 83	826895	. CABLE ASSEMBLY,MAIN POWER BOX SEE FIGURE 28-7, 35A, 35B, 47A, 47C, 47D, 48, 50A, 50B, 50C, 50D, 50E, 50F, 50G, 52 AND 58A FOR COMPONENT PARTS	1	D
- 84	518578	. RUBBER CHANNEL	AR	
- 85	826278	. HOUSING,POWER CONTROL 50 HZ	1	

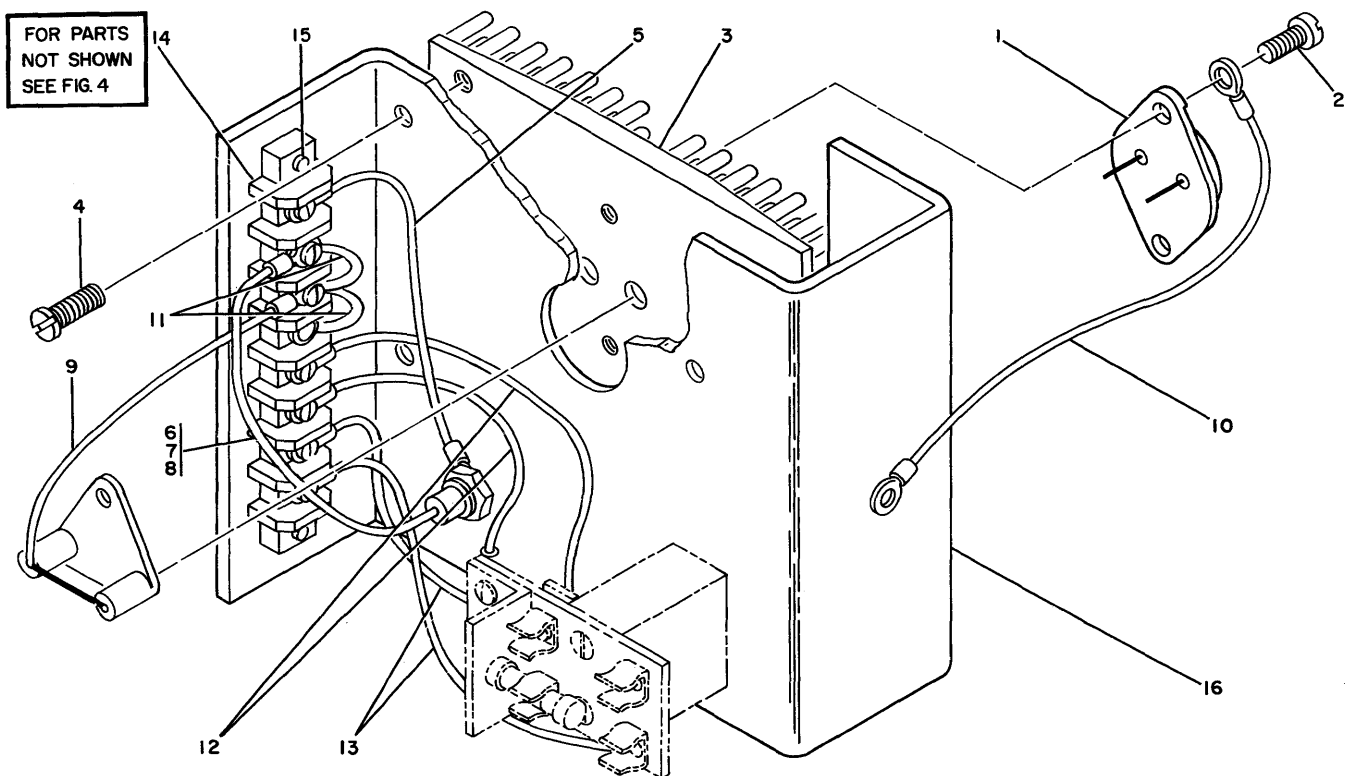


FIGURE 18. COMPONENT BOARD ASSEMBLY. SEE LIST 18.

FOR PARTS
NOT SHOWN
SEE FIG. 7

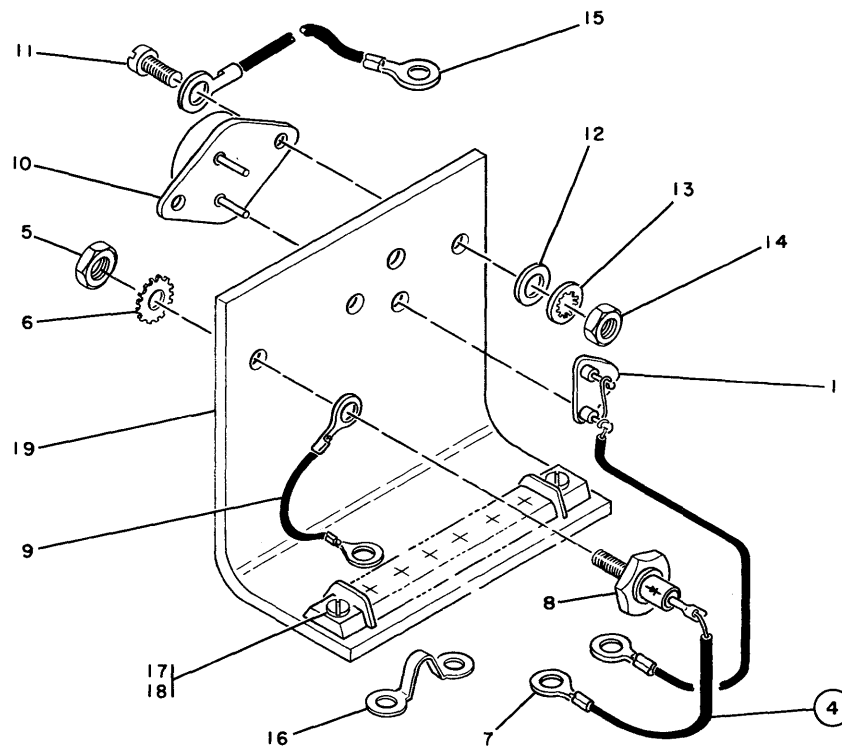


FIGURE 19. DIODE PANEL ASSEMBLY. SEE LIST 19.

FOR PARTS
NOT SHOWN
SEE FIG. 4

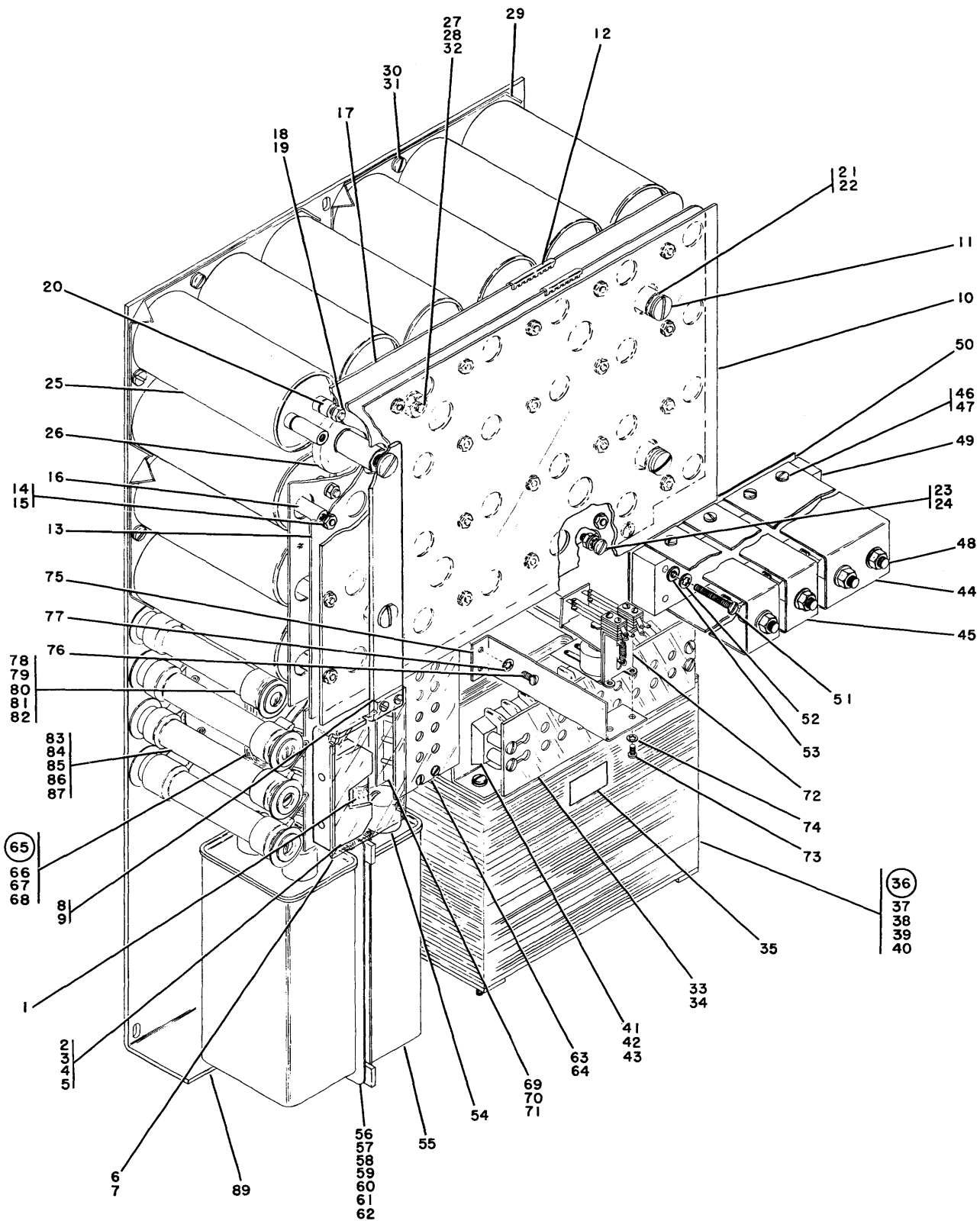


FIGURE 20. 60V AT 20V 60 HZ POWER SUPPLY ASSEMBLY. SEE LIST 20.

LIST AND INDEX NUMBER	PART NUMBER	DESCRIPTION	UNITS PER ASM.	USABLE ON CODE
		1 2 3 4		
		60V AT 20A 60 HZ POWER SUPPLY ASM		
20 -	480765	POWER SUPPLY ASSEMBLY, 60VDC 20AMP SEE FIGURE 4-65	REF	
		FOR NEXT HIGHER ASSEMBLY AND FIGURE 20 FOR ILLUSTRATION		
- 1	210473	. FUSE, RATING	1	
- 2	123049	. FUSEHOLDER, PHENOLIC- 1 POS 30 AMP 250V	1	
- 3	34512	. SCREW, MACH BD HD- 8-32 X 0.375 LG	2	
- 4	60646	. LOCKWASHER, INT- 0.168 ID X 0.340 OD	2	
- 5	24533	. WASHER, FL- 0.937 OD X 0.025 THK	2	
- 6	5261431	. SHIELD, FUSE	1	
- 7	251970	. SCREW, MACH BD HD- 4-40 X 0.250 LG	2	
- 8	5261487	. BRACKET	1	
- 9	438622	. SCREW, MACH BD HD- 1/4-20 X 0.375	2	
- 10	480763	. SHIELD, CAPACITOR	1	
- 11	438622	. SCREW, MACH BD HD- 1/4-20 X 0.375	2	
- 12	473442	. GROMMET, CATERPILLAR	AR	
- 13	480753	. PLATE, BUS POSITIVE	1	
- 14	11598	. NUT, HEX- 10-32	24	
- 15	322026	. STUD	24	
- 16	222023	. SPACER	24	
- 17	480752	. PLATE, BUS NEGATIVE	1	
- 18	11598	. NUT, HEX- 10-32	24	
- 19	118635	. ROD	24	
- 20	222022	. SPACER	24	
- 21	222027	. SPACER, HEX- 1/4-20	4	
- 22	245541	. TUBING	4	
- 23	28413	. SCREW, MACH BD HD- 10-32 X 0.312 LG	8	
- 24	56079	. LOCKWASHER, EXT- 0.204 ID X 0.410 OD	8	
- 25	480749	. CAPACITOR, FXD ELECT- 3750 UF 75 V	24	
- 26	323543	. RETAINER, CAPACITOR	8	
- 27	36109	. NUT, HEX- 1/4-20	8	
- 28	76574	. LOCKWASHER, EXT- 0.250 ID X 0.510 OD	8	
- 29	511099	. BASE, CAPACITOR MOUNTING	8	
- 30	58207	. SCREW, MACH BD HD- 8-32 X 0.250 LG	16	
- 31	60646	. LOCKWASHER, INT- 0.168 ID X 0.340 OD	16	
- 32	511096	. BOLT, KEY HD- 1/4-20 X 5.000 LG	8	
- 33	473545	. SHIELD- 9 POSITION	1	
- 34	210984	. SCREW, MACH RD HD- 6-32 X 0.250 LG	1	
- 35	801652	. LABEL	1	
- 36	480751	. REGULATOR ASSEMBLY, FERRORESONANT	1	
- 37	325660	. SCREW, MACH FIL HD- 1/4-20 X 0.625 LG	4	
- 38	36109	. NUT, HEX- 1/4-20	4	
- 39	76574	. LOCKWASHER, EXT- 0.250 ID X 0.510 OD	4	
- 40	3550	. WASHER, FL- 0.250 X 0.562 OD 0.050 THK	4	
- 41	323844	. . BLOCK, TERMINAL- 9 POSITION	1	
- 42	210985	. . STUD, EXT INT- 6-32 EXT 8-32 X 0.900 LG	1	
- 43	210986	. . STUD, SHIELD MOUNTING	3	
- 44	480759	. HEATSINK	1	
- 45	480757	. HEATSINK	2	
- 46	32042	. SCREW, MACH BD HD- 10-32 X 0.375 LG	8	
- 47	56121	. LOCKWASHER, INT- 0.195 ID X 0.381 OD	8	
- 48	127324	. SEMICONDUCTOR DEVICE, D10- 150V 30 AMP	4	
- 49	480761	. BASE, MOUNTING HEATSINK	1	
- 50	480756	. INSULATOR, HEATSINK	1	
- 51	321483	. SCREW, MACH BD HD- 8-32 X 1.000 LG	4	
- 52	60646	. LOCKWASHER, INT- NO. 8 X 0.340 OD	4	
- 53	22478	. WASHER, FL- 0.170 ID X 0.375 OD 0.032 THK	4	
- 54	526378	. CAP	2	
- 55	208388	. CAPACITOR, PAPER- 25MFD 330VAC	2	
- 56	480760	. BRACKET	2	
- 57	28413	. SCREW, MACH BD HD- 10-32 X 0.312 LG	4	
- 58	56121	. LOCKWASHER, INT- 0.381 OD	8	
- 59	32617	. SCREW, MACH BD HD- 10-32 X 0.437 LG	2	
- 60	55918	. SCREW, MACH BD HD- 10-32 X 0.625 LG	2	
- 61	11598	. NUT, HEX- 10-32	4	
- 62	47242	. WASHER, FL- 0.500 OD X 0.062 THK	6	
- 63	473526	. SHIELD- 5 POSITION	2	
- 64	210984	. SCREW, MACH RD HD- 6-32 X 0.250 LG	2	
- 65	480750	. TRANSFORMER ASSEMBLY, BUCK BOOST	1	
- 66	32042	. SCREW, MACH BD HD- 10-32 X 0.375 LG	4	
- 67	56079	. LOCKWASHER, EXT- 0.204 ID X 0.410 OD	4	
- 68	45690	. WASHER, FL- 10 X 0.437 OD X 0.031 THK	4	
- 69	517981	. . TERMINAL BOARD- 5 DBL SCREW TERMINALS	2	
- 70	210985	. . STUD, EXT INT- 6-32 EXT 8-32 X 0.900 LG	2	
- 71	210986	. . STUD, SHIELD MOUNTING	6	
- 72	242618	. RELAY- 12.5 AMP DPDT CONTACTS 115V 60 CPS	1	

FOR PARTS
NOT SHOWN
SEE FIG. 4

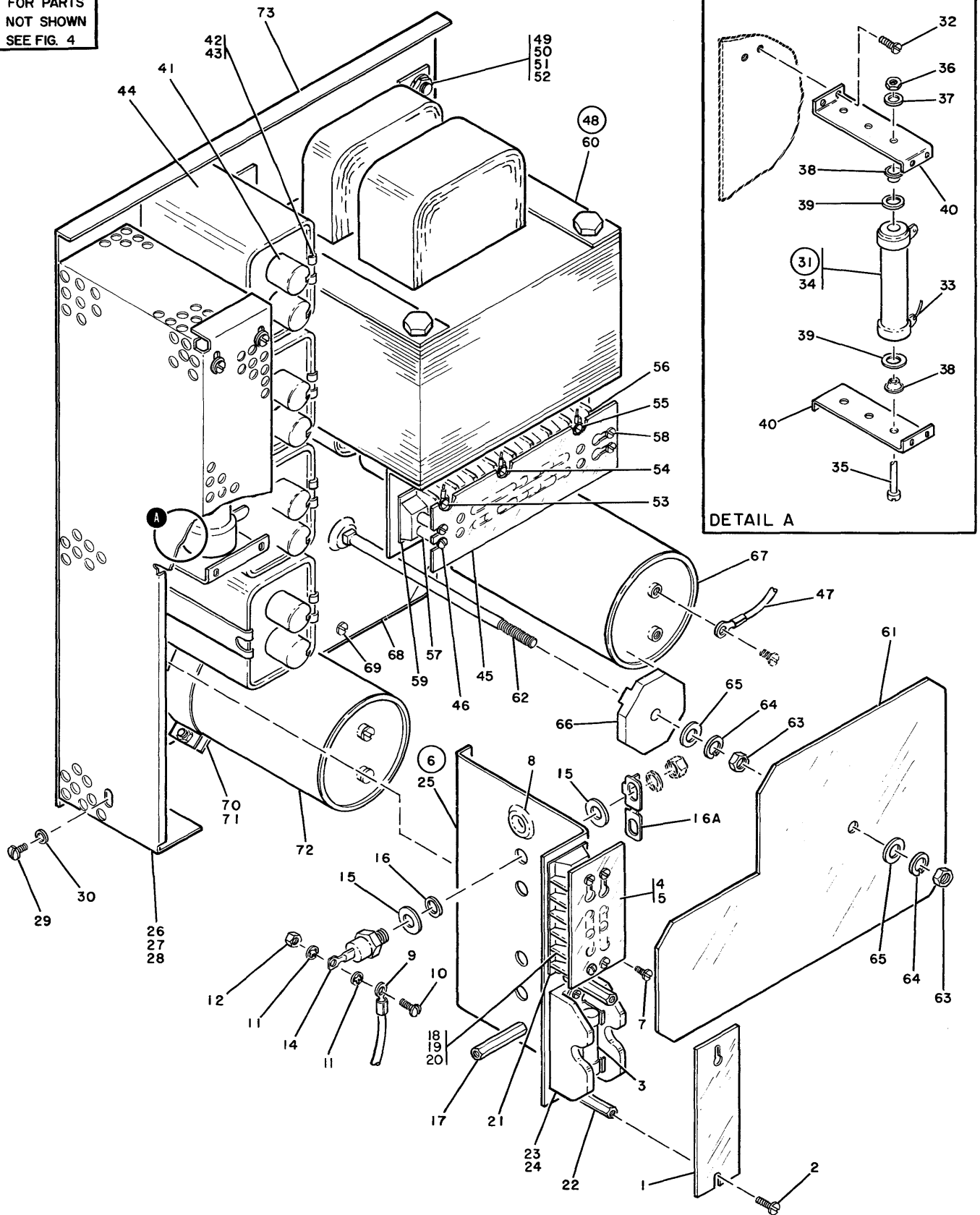


FIGURE 21. 60V AT 20V 50 AND 60 HZ POWER SUPPLIES. SEE LIST 21.

LIST AND INDEX NUMBER	PART NUMBER	DESCRIPTION 1 2 3 4	UNITS PER ASM.	USABLE ON CODE
		60V AT 20A 50 AND 60 HZ POWER SUP ASM		
21 -	5761420	POWER SUPPLY ASSEMBLY- 60V AT 20A 60 HZ	REF	
-	5761410	POWER SUPPLY ASSEMBLY- 60V AT 20A 50 HZ	REF	
		SEE FIGURE 4-65 FOR NEXT HIGHER ASSEMBLY AND FIGURE 21 FOR ILLUSTRATION		
- 1	5239135	. SHIELD,FUSE	1	
- 2	10170	. SCREW,MACH BD HD- 6-32 X 0.250 LG ATT PT	2	
- 3	210474	. FUSE,CARTRIDGE- 20 AMP 250 V	1	
- 5	210984	. SCREW,MACH RD HD- 6-32 X 0.250 LG ATT PT	1	
- 6	5761445	. HEAT SINK ASSEMBLY	1	
- 7	58207	. SCREW,MACH BD HD- 8-32 X 0.250 LG ATT PT	3	
- 8	227379	. . GROMMET	1	
- 9	5758794	. . JUMPER ASSEMBLY	2	
- 10	81693	. . SCREW,MACH BD HD- 6-32 X 0.375 LG ATT PT	2	
- 11	62031	. . LOCKWASHER,INT- 0.141 ID X 0.295 OD ATT PT	2	
- 12	257187	. . NUT,HEX- 6-32 ATT PT	2	
- 13	62031	. . LOCKWASHER,INT- 0.141 ID X 0.295 OD	2	
- 14	127324	. . SEMICONDUCTOR DEVICE- D10 150V 30 AMP	4	
- 15	217017	. . WASHER,INSULATING	8	
- 16	473592	. . INSULATOR	4	
- 16A	5261606	. . JUMPER PLATE	1	
- 17	440265	. . STUD,POT PANEL MOUNTING	1	
- 18	91469	. . TERMINAL BOARD- 4 DBL SCREW TERMINALS	1	
- 19	210985	. . STUD,EXT INT- 6-32 EXT 8-32 X 0.900 LG ATT PT	1	
- 20	210986	. . STUD,SHIELD MOUNTING ATT PT	3	
- 21	322271	. . MARKER STRIP- 4 POS NOS. 1 THRU 4	1	
- 22	440265	. . STUD,POT PANEL MOUNTING	2	
- 23	123049	. . FUSEHOLDER,PHENOLIC- 1 POS 30 AMP 250V	1	
- 24	38368	. . SCREW,MACH FIL HD- 8-32 X 0.437 LG	2	
- 25	5761435	. . HEAT SINK	1	
- 26	5761443	. . SCREEN,RESISTOR	1	
- 27	58207	. . SCREW,MACH BD HD- 8-32 X 0.250 LG ATT PT	4	
- 28	22478	. . WASHER,FL- 0.170 ID 0.375 OD 0.032 THK ATT PT	4	
- 29	38235	. . SCREW,MACH- 6-32 X 0.310 LG ATT PT	1	
- 30	257986	. . WASHER,FL- 0.156 ID X 0.312 OD ATT PT	1	
- 31	5761444	. . RESISTOR ASSEMBLY	1	
- 32	58207	. . SCREW,MACH BD HD- 8-32 X 0.250 LG ATT PT	4	
- 33	801620	. . JUMPER,BLK- 2.50 IN. 18 AWG	4	
- 34	476457	. . RESISTOR,WIREWOUND	3	
- 35	322023	. . SCREW,MACH RD HD- 10-32 X 7.000 LG ATT PT	3	
- 36	11598	. . NUT,HEX- 10-32 ATT PT	3	
- 37	45690	. . WASHER,FL- 0.4375 OD 0.0312 THK ATT PT	3	
- 38	515380	. . WASHER,CENTERING ATT PT	6	
- 39	515381	. . WASHER,MICA ATT PT	6	
- 40	5761439	. . BRACKET	2	
- 41	526378	. . CAP	8	
- 42	517910	. . RETAINER,CAPACITOR	8	
- 43	25627	. . SCREW,MACH BD HD- 8-32 X 0.500 LG ATT PT	8	
- 44	477202	. . CAPACITOR- 15MFD P/M 6 PCT 330V AC USED ON 60 HZ ONLY	4	
- 44	223355	. . CAPACITOR- 18 MF P/M 51 300 VAC USED ON 50 HZ ONLY	4	
- 45	473545	. . SHIELD- 9 POSITION	1	
- 46	210984	. . SCREW,MACH RD HD- 6-32 X 0.250 LG ATT PT	1	
- 47	5758712	. . JUMPER ASSEMBLY SEE FIGURE 28-47B FOR COMPONENT PARTS	9	
- 47	5758713	. . JUMPER ASSEMBLY SEE FIGURE 28-47B FOR COMPONENT PARTS	1	
- 47	5758717	. . JUMPER ASSEMBLY SEE FIGURE 28-47B FOR COMPONENT PARTS	1	
- 47	5758742	. . JUMPER ASSEMBLY SEE FIGURE 28-47B AND 50A FOR COMPONENT PARTS	1	
- 47	5758759	. . JUMPER ASSEMBLY SEE FIGURE 28-47B FOR COMPONENT PARTS	1	
- 47	5758796	. . JUMPER ASSEMBLY SEE FIGURE 28-47A AND 47B FOR COMPONENT PARTS	2	
- 47	5759354	. . JUMPER ASSEMBLY SEE FIGURE 28-57 FOR COMPONENT PARTS	6	
- 47	5759739	. . JUMPER ASSEMBLY SEE FIGURE 28-50F FOR COMPONENT PARTS	1	
- 47	5759759	. . JUMPER ASSEMBLY SEE FIGURE 28-50F FOR COMPONENT PARTS	1	
- 48	5761516	. . FERROW REGULATOR ASSEMBLY,60 HZ USED ON 60 HZ ONLY	1	

FOR PARTS
NOT SHOWN
SEE FIG. 4

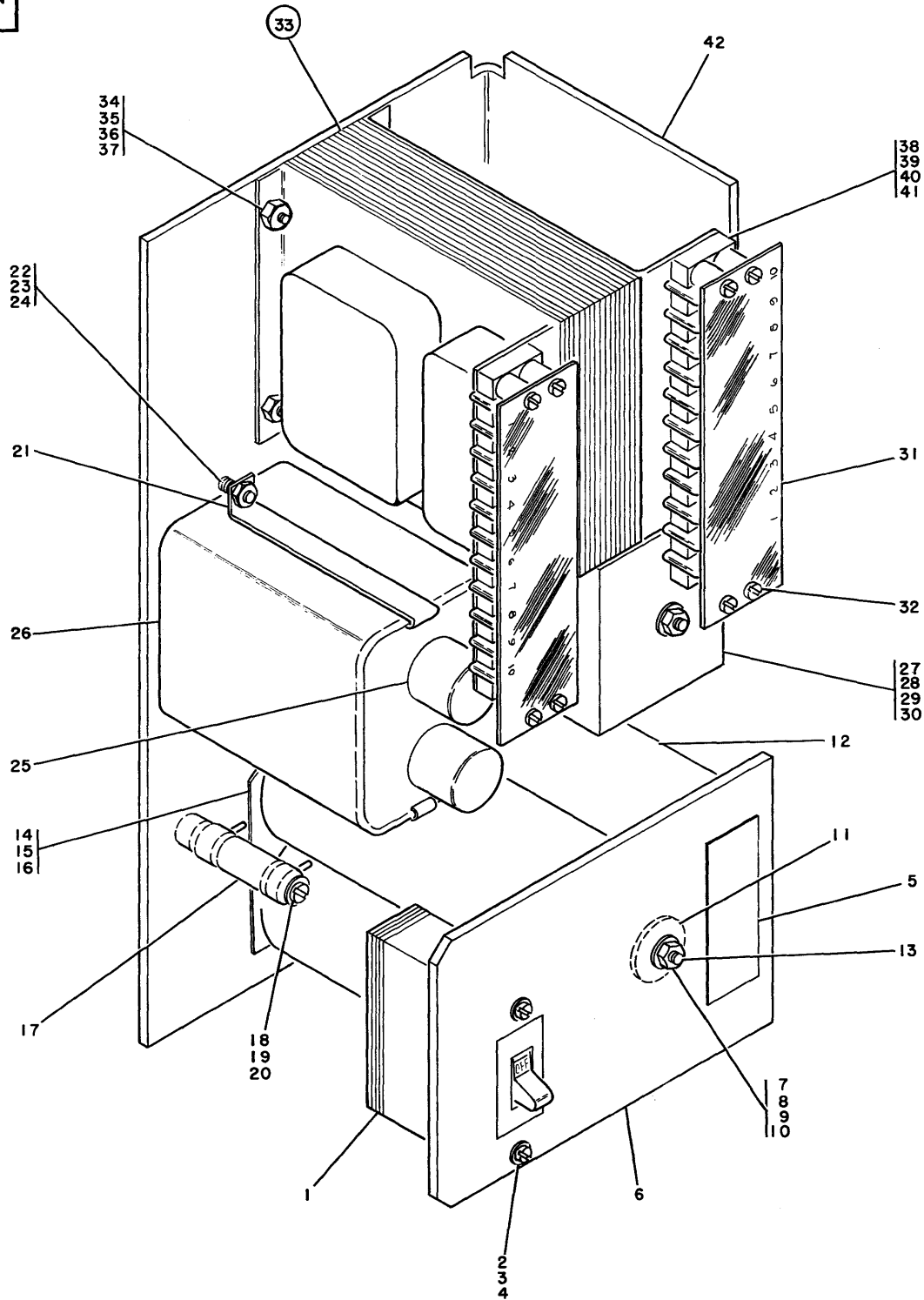


FIGURE 22. 20V AT 50 AND 60 HZ POWER SUPPLIES. SEE LIST 22.

FOR PARTS
NOT SHOWN
SEE FIG. 4

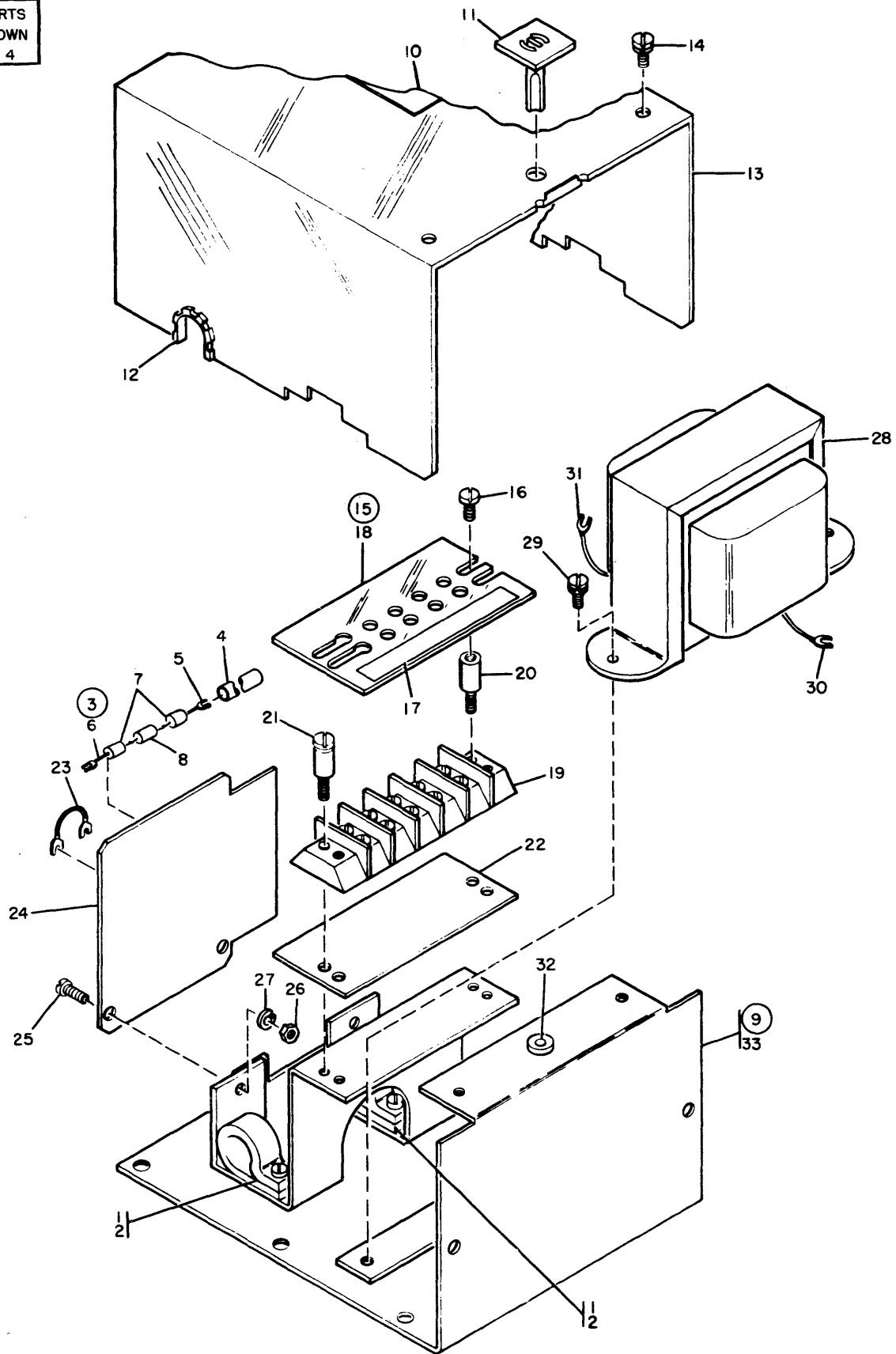


FIGURE 23. 50 AND 60 HZ POWER PACK METER ASSEMBLIES. SEE LIST 23.

FOR PARTS
NOT SHOWN
SEE FIG. 4

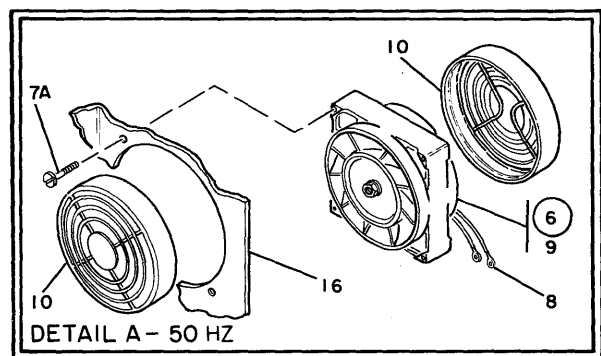
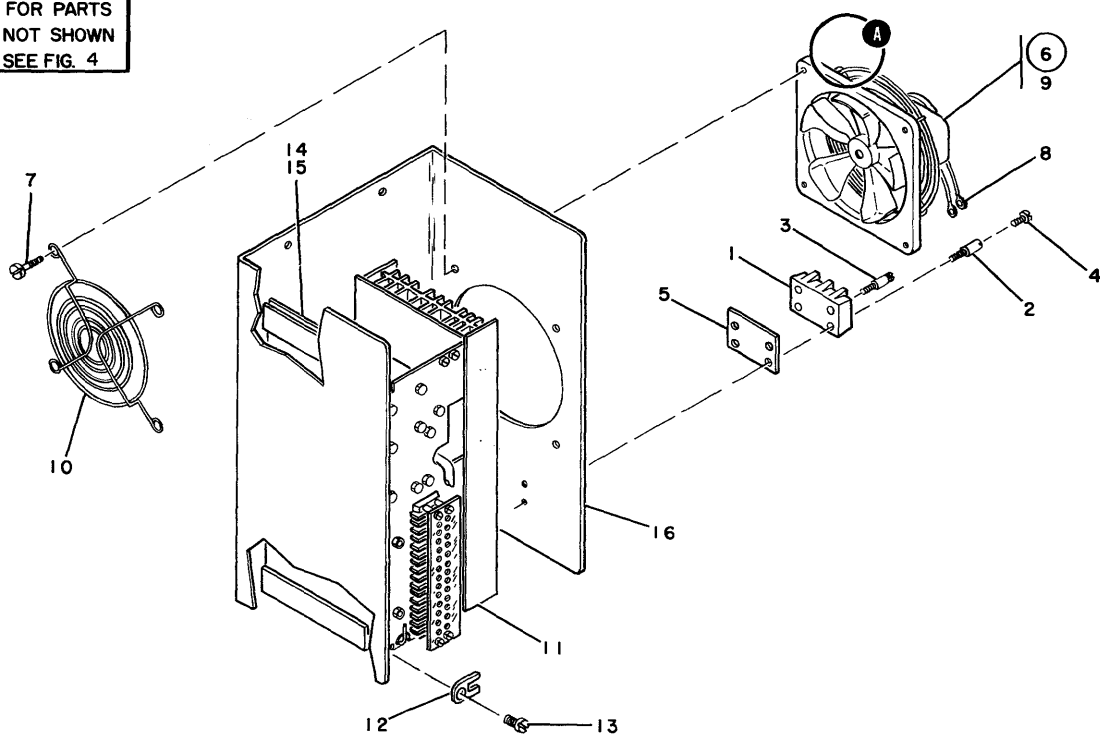


FIGURE 24. 50 AND 60 HZ POWER AND FAN ASSEMBLIES. SEE LIST 24.

FOR PARTS
NOT SHOWN
SEE FIG. 24

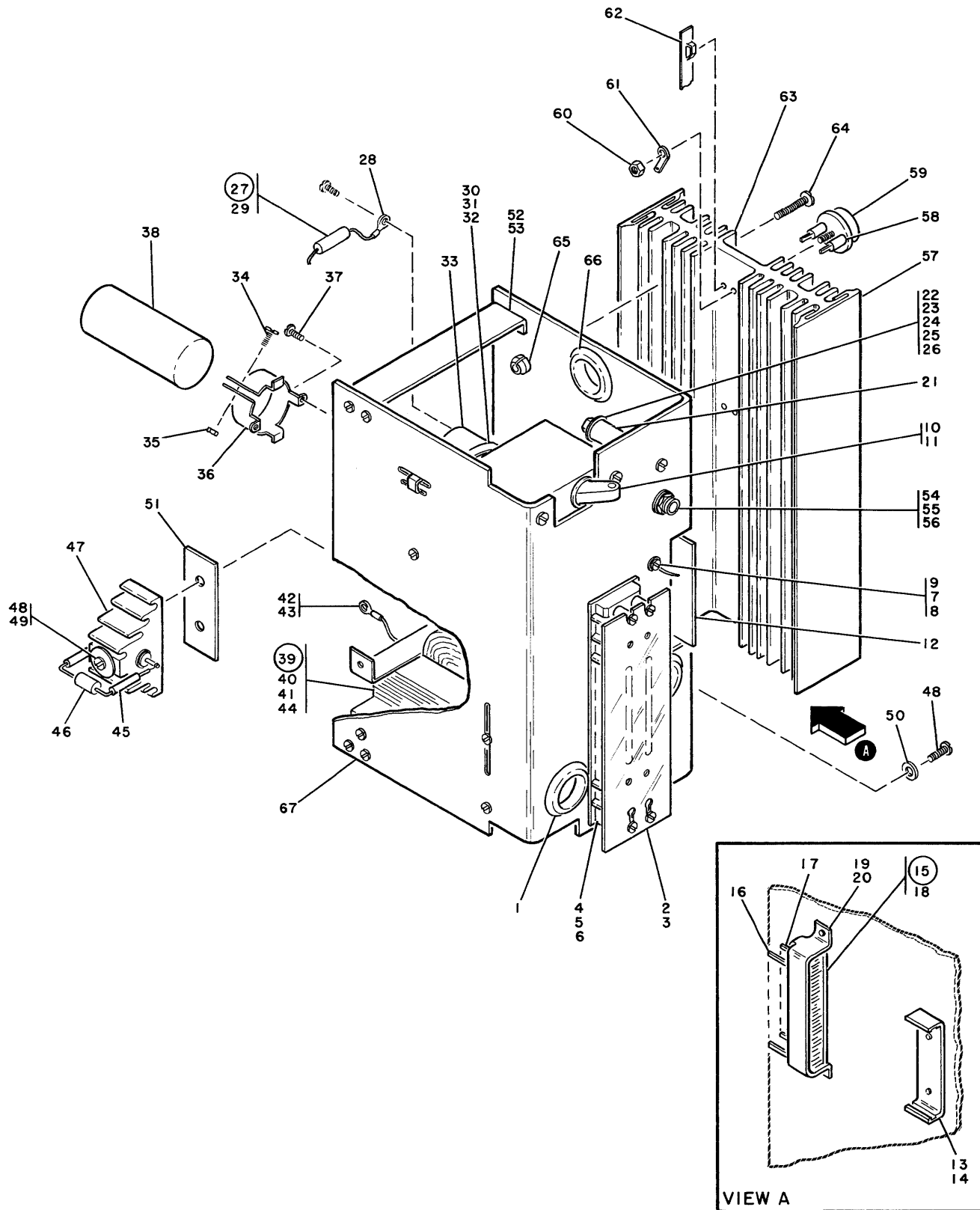


FIGURE 25. 50 AND 60 HZ POWER SUPPLY ASSEMBLIES. SEE LIST 25.

LIST AND INDEX NUMBER	PART NUMBER	DESCRIPTION 1 2 3 4	UNITS PER ASM.	USABLE ON CODE
		50 AND 60 HZ POWER SUPPLY ASSEMBLIES		
25 -	5261190	POWER SUPPLY ASSEMBLY- 6 VDC AT 3 AMP 60 HZ	REF	
-	5261790	POWER SUPPLY ASM- 6V AT 3A 50 HZ SEE FIGURE 24-11 FOR NEXT HIGHER ASSEMBLY AND FIGURE 25 FOR ILLUSTRATION	REF	
- 1	5761936	. GROMMET	2	
- 2	210990	. SHIELD- 13 POSITION	1	
- 3	210984	. SCREW, RD HD MACH- 6-32 X 0.250 LG ATT PT	1	
- 4	5214556	. TERMINAL	1	
- 5	5261167	. STUD- 8-32 X 0.438 LG 6-32 TAPPED HOLE ATT PT	1	
- 6	5261165	. STUD, SHLDR- 8-32 X 0.438 LG THD ATT PT	3	
- 7	1C170	. SCREW, MACH BD HD- NO. 6-32 X 0.250 LG	1	
- 8	56722	. LOCKWASHER, EXT- 0.150 ID X 0.320 OD	1	
- 9	5759118	. JUMPER ASSEMBLY	1	
- 9	5759390	SEE FIGURE 28-50D FOR COMPONENT PARTS . JUMPER ASSEMBLY SEE FIGURE 28-50D AND 52	1	
- 9	5759419	FOR COMPONENT PARTS . JUMPER ASSEMBLY SEE FIGURE 28-50D FOR COMPONENT PARTS	1	
- 9	5759471	. JUMPER ASSEMBLY SEE FIGURE 28-50D AND 52 FOR COMPONENT PARTS	2	
- 9	5759482	. JUMPER ASSEMBLY SEE FIGURE 28-50D AND 52 FOR COMPONENT PARTS	1	
- 9	5759584	. JUMPER ASSEMBLY SEE FIGURE 28-57D FOR COMPONENT PARTS	1	
- 9	5759588	. JUMPER ASSEMBLY	1	
- 9	5760124	SEE FIGURE 28-52 AND 57D FOR COMPONENT PARTS . JUMPER ASSEMBLY	1	
- 9	5760125	SEE FIGURE 28-50E AND 57B FOR COMPONENT PARTS . JUMPER ASSEMBLY	1	
- 9	5760126	SEE FIGURE 28-50E AND 57B FOR COMPONENT PARTS . JUMPER ASSEMBLY	1	
- 9	5760307	SEE FIGURE 28-50E AND 57B . JUMPER ASSEMBLY SEE FIGURE 28-50F FOR COMPONENT PARTS	1	
- 9	5760332	. JUMPER ASSEMBLY SEE FIGURE 28-50E FOR COMPONENT PARTS	1	
- 9	5760414	. JUMPER ASSEMBLY SEE FIGURE 28-50E FOR COMPONENT PARTS	1	
- 10	5214544	. CIRCUIT BREAKER	1	
- 11	38235	. SCREW, MACH BD HD- 6-32 X 0.310 LG ATT PT	2	
- 12	375203	. CARD ASSEMBLY	1	
- 13	5712309	. GUIDE	1	
- 14	5761907	. RIVET ATT PT	2	
- 15	216076	. TERMINAL BLOCK AND CONTACT ASSEMBLY	1	
- 16	216087	. . SPRING, CONTACT	8	
- 17	216088	. . SPRING, CONTACT	8	
- 18	216073	. . CARD RECEPTACLE- 1 POSITION	1	
- 19	5761904	. BRACKET, CARD RECEPTACLE	1	
- 20	5761907	. RIVET ATT PT	2	
- 21	5213405	. RESISTOR- 0.3 OHMS 25W PM 10%	1	
- 22	438593	. SCREW, MACH BD HD- NO. 8-32 X 2.500 LG ATT PT	1	
- 23	510468	. CUP WASHER ATT PT	2	
- 24	5761938	. NUT, LOCKWASHER ASM- 8-32 ATT PT	1	
- 25	2903	. WASHER, PL- 0.500 OD X 0.0312 THK ATT PT	1	
- 26	5761935	. WASHER, INSULATING ATT PT	2	
- 27	5261935	. RESISTOR ASSEMBLY- 330 OHMS 2W	1	
- 28	359695	. . TERMINAL, RING LUG- NO. 10 STUD	2	
- 29	317080	. . RESISTOR, FXD- 330 OHM 2W	1	
- 30	5761786	. STRAP, CAP	1	
- 31	438570	. SCREW, MACH BD HD- 6-32 X 1.500 LG ATT PT	1	
- 32	5761943	. NUT, LOCKWASHER ASM- 6-32 ATT PT	1	
- 33	5261057	. CAPACITOR	1	
- 34	322550	. SCREW, MACH BD HD- 6-32 X 0.500 LG	1	
- 35	5761943	. NUT, LOCKWASHER ASM- 6-32	1	
- 36	301768	. BRACKET, THERMISTOR MOUNTING	1	
- 37	55726	. SCREW, MACH BD HD- 6-32 X .188 LG ATT PT	2	
- 38	5261128	. CAPACITOR, ELECTROLYTIC- 7300 UF 10VDC	1	
- 39	5761727	. TRANSFORMER ASSEMBLY 60 HZ PWR STEP DWN		
- 39	4118363	. TRANSFORMER ASSEMBLY 50 HZ		

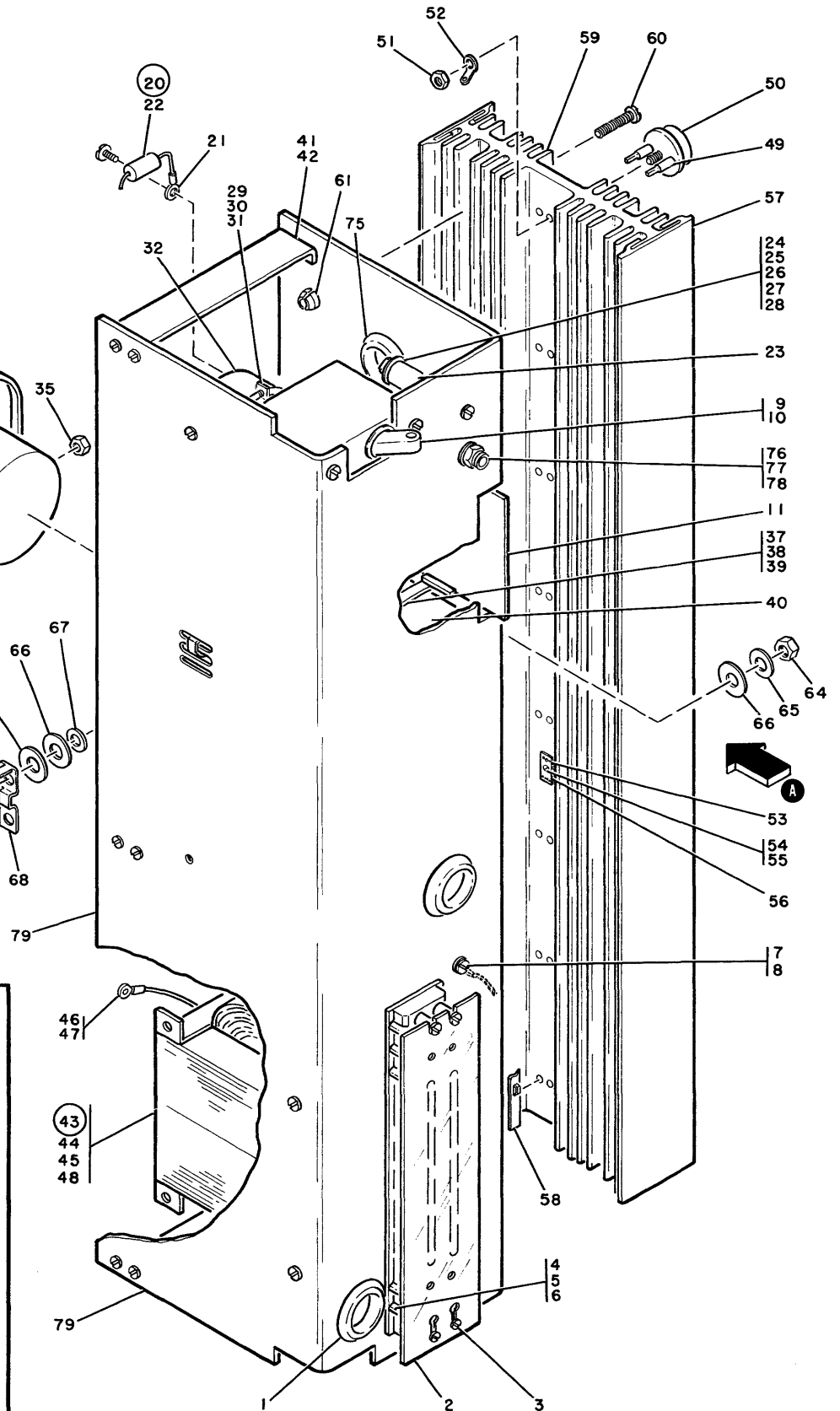
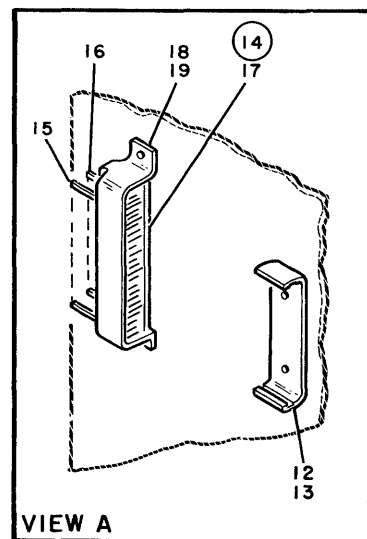
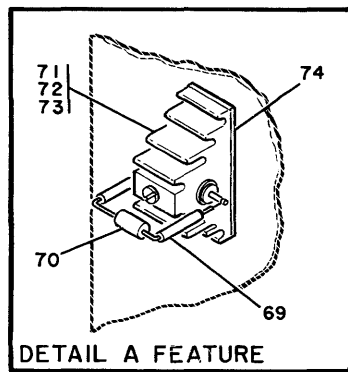


FIGURE 26. 50 AND 60 HZ POWER SUPPLY ASSEMBLIES. SEE LIST 26.

LIST AND INDEX NUMBER	PART NUMBER	DESCRIPTION	UNITS PER ASM.	USABLE ON CODE
		1 2 3 4		
		50 AND 60 HZ POWER SUPPLY ASSEMBLIES		
26 -	5239100	POWER SUPPLY ASM- 6V AT 24A 60 HZ NEW STYLE	REF	
-	5261060	POWER SUPPLY ASSEMBLY- 6V 18A 60 HZ OLD STYLE	REF	
-	5239110	POWER SUPPLY ASM- 6V AT 24A 50 HZ NEW STYLE	REF	
-	5261660	POWER SUPPLY ASSEMBLY- 6V 18A 50 HZ OLD STYLE SEE FIGURE 4-262	REF	
		FOR NEXT HIGHER ASSEMBLY AND FIGURE 26 FOR ILLUSTRATION		
- 1	5761936	. GROMMET	3	
- 2	210990	. SHIELD- 13 POSITION	1	
- 3	210984	. SCREW,MACH RD HD- 6-32 X 0.250 LG ATT PT	1	
- 4	5214556	. TERMINAL	1	
- 5	5261167	. STUD- 8-32 X 0.438 LG 6-32 TAPPED HOLE ATT PT	1	
- 6	5261165	. STUD,SHLDR- 8-32 X 0.438 LG THD ATT PT	3	
- 7	10170	. SCREW,MACH BD HD- NO. 6-32 X 0.250 LG	1	
- 8	56722	. LOCKWASHER,EXT- 0.150 ID X 0.320 OD		
- 9	5214554	. PROTECTOR,NEW STYLE	1	
- 9	5261899	. RESISTOR ASSEMBLY- 100 OHMS 5W OLD STYLE	1	
- 10	38235	. SCREW,MACH BD HD- 6-32 X 0.310 LG ATT PT	2	
- 11	375203	. CARD ASSEMBLY	1	
- 12	5712309	. GUIDE	1	
- 13	5761907	. RIVET	2	
- 14	216076	. TERMINAL BLOCK AND CONTACT ASSEMBLY	1	
- 15	216087	. . SPRING,CONTACT	8	
- 16	216088	. . SPRING,CONTACT	8	
- 17	216073	. . CARD RECEPTACLE,1 POSITION	1	
- 18	5761904	. BRACKET,CARD RECEPTACLE	1	
- 19	5761907	. RIVET	2	
- 20	5239105	. RESISTOR ASM- NEW STYLE	1	
- 20	5261899	. RESISTOR ASSEMBLY- 100 OHMS 5W OLD STYLE	1	
- 21	334932	. . TERMINAL,LUG- NO. 18 THRU NO. 22 WIRE INSUL	2	
- 22	597437	. . RESISTOR	1	
		USED ON ASSEMBLY 5239105		
- 22	207338	. . RESISTOR	1	
		USED ON ASSEMBLY 5261899		
- 23	5214522	. RESISTOR	1	
- 23	730483	. RESISTOR,FXD WW- 0.06 OHM P/M 10 PCT 90 W	1	
		USED ON OLD STYLE-60 HZ ONLY		
- 24	438593	. SCREW,MACH BD HD- NO. 8-32 X 2.500 LG	1	
		USED ON NEW STYLE		
- 24	331982	. SCREW,MACH RD HD- 8-32 X 1.250 LG	1	
		USED ON OLD STYLE		
- 25	510468	. CUP WASHER ATT PT	2	
- 26	5761935	. WASHER,INSULATING ATT PT	2	
- 27	5761938	. NUT,LOCKWASHER ASM- 8-32 ATT PT	1	
- 28	2903	. WASHER,FI- NO. 6 X 0.500 OD X 0.0312 THK ATT PT	1	
- 29	5761784	. STRAP,CAP	1	
- 30	438571	. SCREW,BD HD- 6-32 NC X 1.750 LG ATT PT	1	
- 31	5761943	. NUT,LOCKWASHER ASM- 6-32 ATT PT	1	
- 32	5214368	. CAPACITOR,NEW STYLE	2	
- 32	5214367	. CAPACITOR,OLD STYLE	2	
- 33	5761784	. STRAP,CAP NEW STYLE	1	
- 33	5761788	. STRAP,CAP OLD STYLE	1	
- 34	438571	. SCREW,BD HD- 6-32 NC X 1.750 LG ATT PT	1	
- 35	5761943	. NUT,LOCKWASHER ASM- 6-32 ATT PT	1	
- 36	5214367	. CAPACITOR	2	
- 37	5761786	. STRAP,CAP	1	
- 38	438570	. SCREW,MACH BD HD- 6-32 X 1.500 LG ATT PT	1	
- 39	5761943	. NUT,LOCKWASHER ASM- 6-32 ATT PT	1	
- 40	5261057	. CAPACITOR,NEW STYLE	1	
- 40	5261067	. CAPACITOR,OLD STYLE	1	
- 40	5261057	. CAPACITOR	1	C
- 40	5261067	. CAPACITOR	1	D
- 41	5761779	. BRACKET,CHASSIS	3	
- 42	731629	. SCREW,PAN HD- 10-32 X 0.380 LG ATT PT	AR	
- 43	5761753	. TRANSFORMER ASSEMBLY- 60 HZ NEW STYLE	1	
- 43	5761734	. TRANSFORMER ASSEMBLY- 60 HZ OLD STYLE	1	
- 43	4116365	. TRANSFORMER ASSEMBLY- 50 HZ NEW STYLE	1	
- 43	4116485	. TRANSFORMER ASSEMBLY- 50 HZ OLD STYLE	1	
- 44	332620	. SCREW,MACH BD HD- 10-32 X 0.500 LG ATT PT	4	
- 45	5761908	. NUT,LOCKWASHER ASSEMBLY- 10-32 ATT PT	4	
- 46	334921	. . TERMINAL,LUG- NO. 22 THRU NO. 18 WIRE	AR	
- 47	2101326	. . TERMINAL,CLIP BARREL- NO. 12-10 WIRE INSUL	AR	
- 48	5214479	. . TRANSFORMER	1	
		USED ON ASSEMBLY 5761753		
- 48	5214478	. . TRANSFORMER	1	
		USED ON ASSEMBLY 5761734		

FOR PARTS
NOT SHOWN
SEE FIG. 4

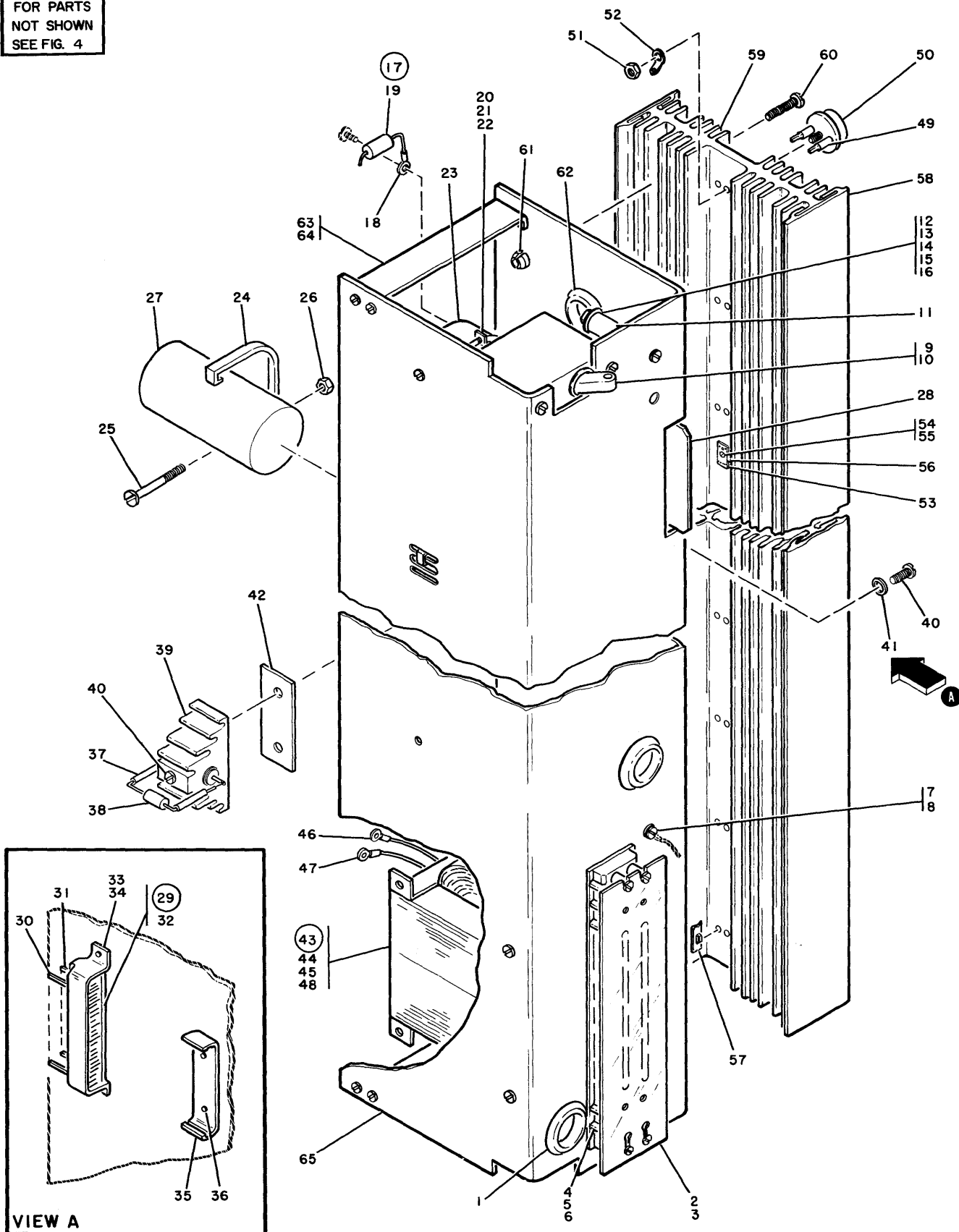


FIGURE 27. 50 AND 60 HZ POWER SUPPLY ASSEMBLIES. SEE LIST 27.

LIST AND INDEX NUMBER	PART NUMBER	DESCRIPTION	UNITS PER ASM.	USABLE ON CODE
		50 AND 60 HZ POWER SUPPLY ASSEMBLIES		
27 -	5261170	POWER SUPPLY ASSEMBLY- 12V-12.5A 60 HZ	REF	
-	5261770	POWER SUPPLY ASM- 12V AT 25.5A 50 HZ	REF	
-	5261130	POWER SUPPLY ASSEMBLY- 12V AT 15A 60 HZ	REF	
-	5261730	POWER SUPPLY ASSEMBLY- 12V AT 15A 50 HZ SEE FIGURE 4-261 FOR NEXT HIGHER ASSEMBLY AND FIGURE 27 FOR ILLUSTRATION	REF	
- 1	5761936	. GROMMET	2	
- 2	210990	. SHIELD, 13 POSITION	1	
- 3	210984	. SCREW, MACH RD HD- 6-32 X 0.250 LG ATT PT	1	
- 4	5214556	. TERMINAL	1	
- 5	5261167	. STUD- 8-32 X 0.438 LG ATT PT	1	
- 6	5261165	. STUD, SHLDR- 8-32 X 0.438 LG ATT PT	3	
- 7	10170	. SCREW, MACH BD HD- 6-32 X 0.250 LG	1	
- 8	56722	. LOCKWASHER, EXT- 0.141 ID X 0.032 OD	2	
- 9	5214551	. PROTECTOR USED ON 60 HZ	1	
- 9	5214552	. RESISTOR USED ON 50 HZ	1	
- 10	38235	. SCREW, MACH- 6-32 X 0.310 LG ATT PT	2	
- 11	730452	. RESISTOR, FXD WW- 0.11 OHM P/M 10% 90W USED ON 60 HZ	1	
- 11	730427	. RESISTOR, FXD WW- 0.11 OHMS P/M 10% 90 W USED ON ASSEMBLIES 5261130 AND 5261730	1	
- 12	331982	. SCREW, MACH RD HD- 8-32 X 1.250 LG ATT PT	1	
- 13	5761938	. NUT, LOCKWASHER ASM- 8-32 ATT PT	1	
- 14	2903	. WASHER, FL- 0.500 OD X 0.0312 THK ATT PT	1	
- 15	510468	. CUP WASHER ATT PT	2	
- 16	5761935	. WASHER, INSULATING ATT PT	2	
- 17	5261936	. RESISTOR ASSEMBLY- 200 OHMS 5W USED ON ASSEMBLY 5261170 AND 5261770	1	
- 17	5261147	. RESISTOR ASSEMBLY USED ON ASSEMBLY 5261130 AND 5261730	1	
- 18	334932	. . TERMINAL, LUG NO. 18 THRU NO. 22 WIRE INSUL	2	
- 19	477144	. . RESISTOR, WIREWOUND- 200 OHM 5W USED ON ASSEMBLY 5261936	1	
- 19	2102625	. . RESISTOR, FXD WW- 150 OHMS P/M 5% 10W USED ON ASSEMBLY 5261147	1	
- 20	5761784	. STRAP, CAP	1	
- 21	438571	. SCREW, BD HD- 6-32 X 1.750 LG ATT PT	1	
- 22	5761943	. NUT, LOCKWASHER ASM- 6-32 ATT PT	1	
- 23	5214366	. CAPACITOR	2	
- 24	5761787	. STRAP, CAP USED ON ASSEMBLIES 5261170 AND 5261770	1	
- 24	5761786	. STRAP, CAP USED ON ASSEMBLIES 5261130 AND 5261730	1	
- 25	438567	. SCREW, MACH UNDRCT BD HD- 6-32 X 1.000 LG ATT PT	1	
- 25	438570	. SCREW, MACH BD HD- 6-32 X 1.500 LG ATT PT USED ON ASSEMBLIES 5261130 AND 5261730	1	
- 26	5761943	. NUT, LOCKWASHER ASM 6-32 ATT PT	1	
- 27	5261127	. CAPACITOR, ELECTROLYTIC USED ON ASSEMBLIES 5261170 AND 5261770	1	
- 27	5261057	. CAPACITOR USED ON ASSEMBLIES 5261130 AND 5261730	1	
- 28	375161	. CARD ASSEMBLY	1	
- 29	216076	. TERMINAL BLOCK AND CONTACT ASSEMBLY	1	
- 30	216087	. . SPRING, CONTACT	8	
- 31	216088	. . SPRING, CONTACT	8	
- 32	216073	. . CARD RECEPTACLE- 1 POSITION	1	
- 33	5761904	. BRACKET, CARD RECEPTACLE	1	
- 34	5761907	. RIVET ATT PT	2	
- 35	5712309	. GUIDE	1	
- 36	5761907	. RIVET ATT PT	2	
- 37	113819	. SLEEVE	AR	
- 38	491228	. CAPACITOR	1	
- 39	5761977	. RECTIFIER ASSEMBLY	1	
- 40	734483	. SCREW, PAN HD- 6-32 X 0.380 LG ATT PT	3	
- 41	2156037	. BUSHING	2	
- 42	5761979	. INSULATOR	1	
- 43	5761739	. TRANSFORMER ASSEMBLY, 60 HZ USED ON ASSEMBLY 5261170	1	
- 43	4116487	. TRANSFORMER ASSEMBLY USED ON ASSEMBLY 5261770	1	
- 43	5761743	. TRANSFORMER ASSEMBLY, 60 HZ USED ON ASSEMBLY 5261130	1	

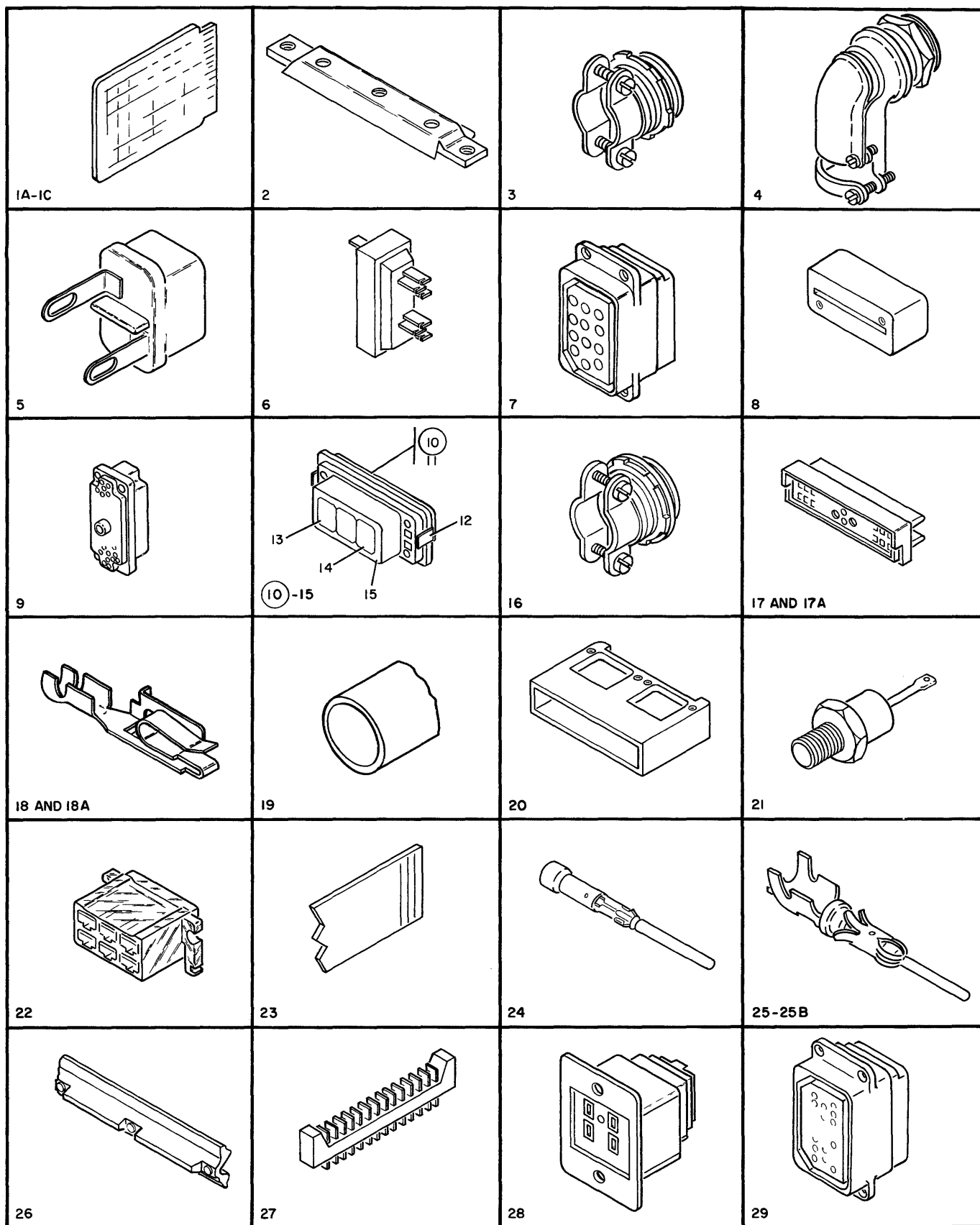


FIGURE 28. CABLE AND JUMPER ASSEMBLY COMPONENT PARTS. SHEET 1 OF 3. SEE LIST 28.

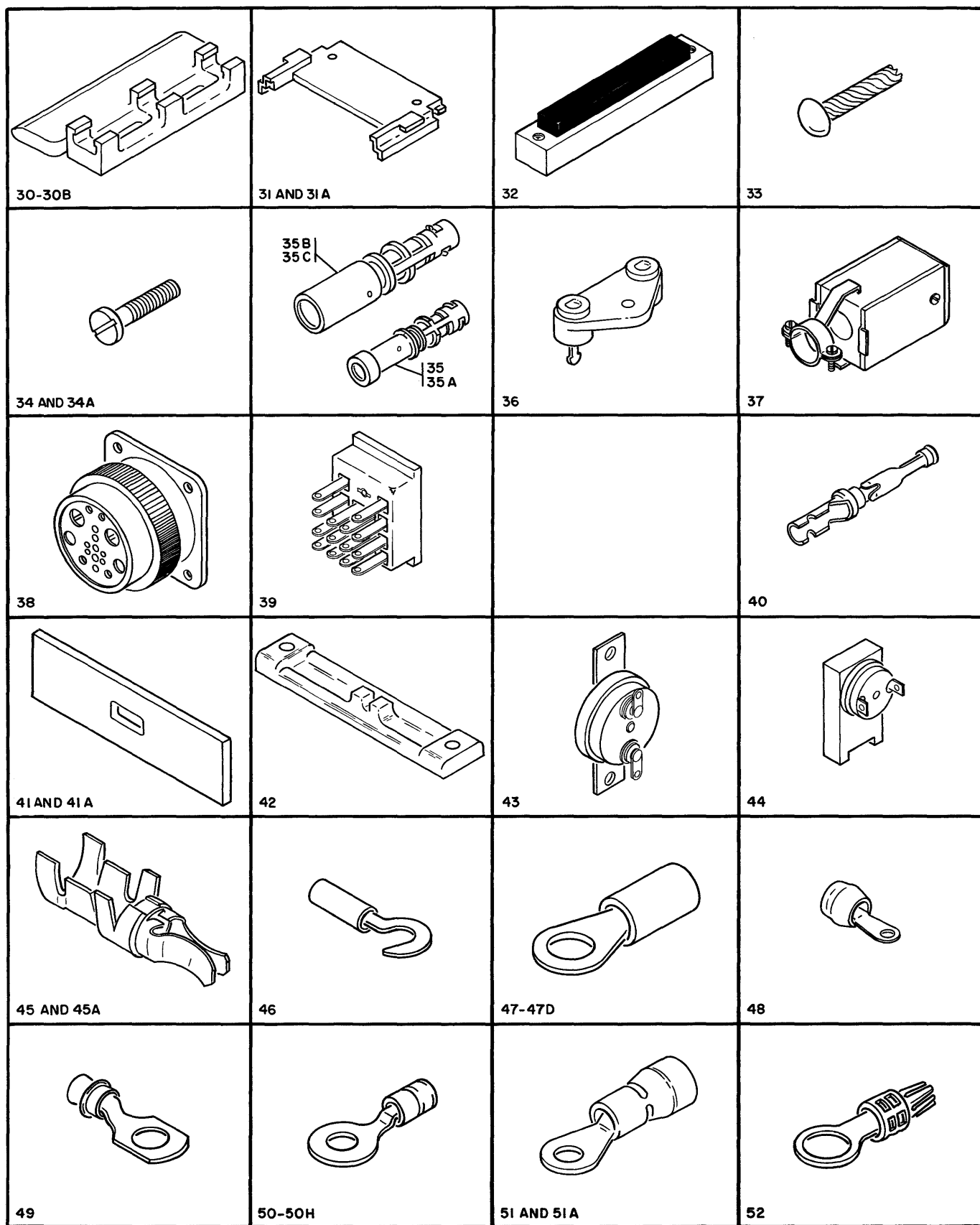


FIGURE 28. CABLE AND JUMPER ASSEMBLE COMPONENT PARTS. SHEET 2 OF 3. SEE LIST 28.

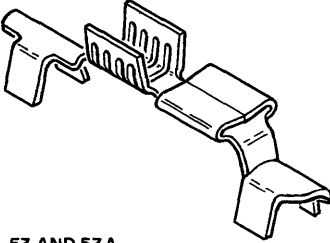
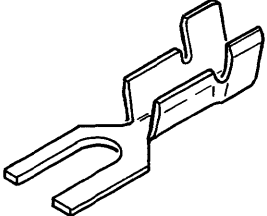
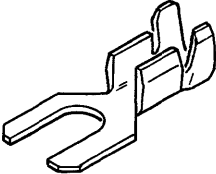
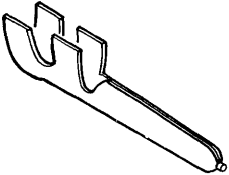
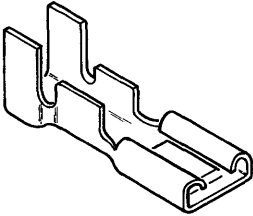
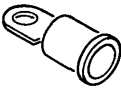

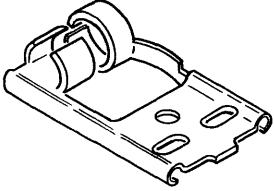
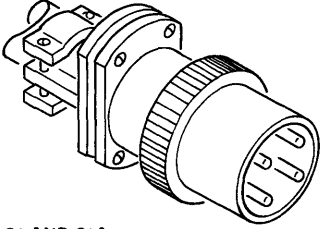
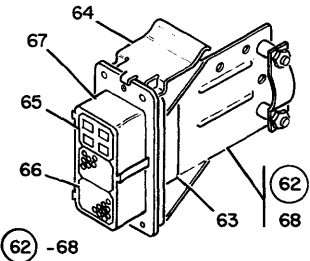
 <p>53 AND 53A</p>	 <p>54 AND 54A</p>	 <p>55</p>	 <p>56-56B</p>
 <p>57-57C</p>	 <p>58 AND 58A</p>	 <p>59</p>	 <p>60</p>
 <p>61 AND 61A</p>	 <p>62 -68</p>		

FIGURE 28. CABLE AND JUMPER ASSEMBLE COMPONENT PARTS. SHEET 3 OF 3. SEE LIST 28.

LIST AND INDEX NUMBER	PART NUMBER	DESCRIPTION	UNITS PER ASM.	USABLE ON CODE
		1 2 3 4		
		CABLE AND JUMPER ASSEMBLY COMPONENT PARTS		
28 -	NO NO. NP	CABLE AND JUMPER ASM COMPONENT PARTS SEE FIGURE 28 FOR ILLUSTRATION		
- 1	372719	. CARD ASM	AR	
- 1A	375248	. CARD ASM	AR	
- 1B	491349	. CARD ASM	AR	
- 1C	5800660	. CARD ASM	AR	
- 2	216208	. CLAMP,CABLE CONNECTOR	AR	
- 3	342250	. CLAMP,BOX CONNECTOR TYPE	AR	
- 4	182520	. CONNECTOR,SQUEEZE FLEXIBLE CONDUIT	AR	
- 5	195000	. CONNECTOR,LAMP- 2 PIN	AR	
- 6	483182	. CONNECTOR,MALE- 10 PIN	AR	
- 7	556101	. CONNECTOR,FEMALE INSERT	AR	
- 8	738102	. CONNECTOR,SHIELD	AR	
- 9	740549	. CONNECTOR,FEMALE- 104 POS	AR	
- 10	838051	. CONNECTOR ASM,PANEL MTG-FEMALE	AR	
- 11	838044	. . RETAINER,FEMALE	1	
- 12	838047	. . CATCH,SPRING LOCKING	2	
- 13	738257	. . MODULE BLOCK- 4 POS FEMALE	1	
- 14	838046	. . MODULE BLOCK,FEMALE- 23 POS	2	
- 15	838042	. . SHELL,RECEPTACLE	1	
- 16	2100837	. CONNECTOR- 1.25 FITTING	AR	
- 17	5353867	. CONNECTOR BLOCK A STYLE	AR	
- 17A	5353868	. CONNECTOR BLOCK B STYLE	AR	
- 18	5362301	. CONTACT,LARGE SERPENT	AR	
- 18A	5362302	. CONTACT,SMALL SERPENT	AR	
- 19	1266043	. COVER,CONTACT DUST	AR	
- 20	5362306	. COVER,CONNECTOR BLOCK	AR	
- 21	589722	. DIODE,SEMICONDUCTOR DEVICE	AR	
- 22	523269	. HOUSING,RECEPTACLE	AR	
- 23	317296	. LABEL,NUMBERING L TO R 1 THRU 33	AR	
- 23A	317297	. LABEL,NUMBERING L TO R 34 THRU 66	AR	
- 23B	317298	. LABEL,NUMBERING L TO R 67 THRU 99	AR	
- 23C	317299	. LABEL,NUMBERING L TO R 100 THRU 124	AR	
- 23D	811825	. LABEL,CABLE	AR	
- 24	535085	. PIN,CONTACT MALE- 14 AWG	AR	
- 25	2122258	. PIN,CONTACT MALE- 20-22 AWG	AR	
- 25A	2122260	. PIN,CONTACT- AWG 18-16	AR	
- 25B	2127867	. PIN,CONTACT- 26-24 AWG	AR	
- 26	216300	. PLUG,STRAIN RELIEF	AR	
- 27	483277	. PLUG,ROW BIT CONNECTOR	AR	
- 28	826497	. PLUG- 115-500 VRMS 50/60 HZ	AR	
- 29	550558	. RECEPTACLE,QUICK DISCONNECT	AR	
- 30	216299	. RELIEF,STRAIN	AR	
- 30A	216304	. RELIEF ASSEMBLY,STRAIN	AR	
- 30B	216305	. RELIEF ASSEMBLY,STRAIN	AR	
- 31	813803	. RELIEF,STRAIN COMMON RIGHT	AR	
- 31A	813804	. RELIEF,STRAIN COMMON LEFT	AR	
- 32	5353896	. RELIEF ASSEMBLY,STRAIN	AR	
- 33	81338	. RIVET	AR	
- 34	236550	. SCREW,MACH BD HD- 4-40 X 0.375 LG	AR	
- 34A	338238	. SCREW,MACH BD HD- 4-40 X 0.313 LG	AR	
- 35	535082	. SOCKET- 16-18 AWG	AR	
- 35A	535084	. SOCKET- 16-18 AWG	AR	
- 35B	535086	. SOCKET- 10 AWG	AR	
- 35C	551560	. SOCKET,FEMALE	AR	
- 36	725506	. SOCKET,PIN ADAPTER	AR	
- 37	826496	. SOCKET- 115/500 VRMS 50/60 HZ	AR	
- 38	826325	. SOCKET,WALL MTG RECEPTACLE	AR	
- 39	1138247	. SOCKET,RELAY	AR	
- 40	2122261	. SOCKET,CONTACT- 16-18 AWG	AR	
- 41	216210	. SPACER,CABLE CONNECTOR	AR	
- 41A	216233	. SPACER	AR	
- 42	216209	. SUPPORT,CABLE CONNECTOR CARD	AR	
- 43	761345	. THERMOSWITCH	AR	
- 44	5357071	. SWITCH,THERMAL	AR	
- 45	2180671	. TERMINAL ASM,FEMALE- 8-10 AWG	AR	
- 45A	2192505	. TERMINAL ASM,FEMALE- 8-10 AWG	AR	
- 46	526048	. TERMINAL,LUG INS- 14-16 AWG NO. 8 MTG SLOT	AR	
- 47	92784	. TERMINAL,LUG INS- 18-20 AWG NO. 8 MTG HOLE	AR	
- 47A	253740	. TERMINAL,LUG INS- 10-12 AWG NO. 6 MTG HOLE	AR	
- 47B	2101326	. TERMINAL,CLIP BARREL- NO. 12-10 WIRE INSUL	AR	
- 47C	2101327	. TERMINAL,LUG INS- 10-12 AWG 0.250 MTG HOLE	AR	
- 47D	2114849	. TERMINAL,RING- 14-16 WIRE NO. 6 STUD	AR	
- 48	82725	. TERMINAL,LUG INS- 6 AWG 17-64 MTG HOLE	AR	
- 49	482389	. TERMINAL,RING	AR	
- 50	124439	. TERMINAL- NO. 10 RING	AR	

NUMERICAL INDEX

PART NO.	LIST AND INDEX NO.	PART NO.	LIST AND INDEX NO.	PART NO.	LIST AND INDEX NO.	PART NO.	LIST AND INDEX NO.
99	1 - 68	10170-CONT	13 - 6	32042-CONT	4 - 307	45690-CONT	1 - 81
1974	7 - 178		14 - 18		13 - 9		4 - 174
	7 - 181		16 - 1		13 - 16		4 - 180
	7 - 205		16 - 3		20 - 46		4 - 187
	7 - 209		16 - 10		20 - 66		4 - 235
2525	4 - 39		16 - 12		22 - 28		4 - 327
2865	7 - 85		16 - 17	32617	4 - 93		20 - 68
	7 - 118		16 - 26		20 - 59		21 - 37
	7 - 164		16 - 40	34512	1 - 35		22 - 29
	7 - 219		16 - 42		1 - 64		22 - 35
	7 - 248		16 - 53		14 - 2	47242	4 - 81
2903	1 - 88		16 - 63		20 - 3		4 - 270A
	25 - 25		16 - 65	35739	14 - 23		4 - 287
	26 - 28		17 - 3		19 - 11		10 - 75
	27 - 14		17 - 5	36109	11 - 14		10 - 75
3525	4 - 41A		17 - 18		20 - 27		11 - 43
	4 - 44		17 - 20		20 - 38		20 - 62
3550	1 - 59		17 - 29		22 - 7	48594	10 - 58
	1 - 69		17 - 35	36844	4 - 206		10 - 58
	20 - 40		17 - 57		4 - 297		11 - 16
	21 - 52		17 - 77	37913	2 - 3	55726	4 - 13
	21 - 65		18 - 2		3 - 3		4 - 58
	22 - 8		21 - 2		3 - 20		4 - 91
	26 - 65		23 - 2		3 - 26		4 - 222
3690	10 - 77		25 - 7		3 - 30		8 - 2
	10 - 77		26 - 7		3 - 37		8 - 7
3960	4 - 211		27 - 7	38051	10 - 41		10 - 38
	4 - 300	11598	4 - 184	38235	4 - 249		25 - 37
	4 - 324		18 - 7		5 - 3	55901	1 - 40
	4 - 330		19 - 5		5 - 8		22 - 16
	21 - 50		20 - 14		6 - 3	55918	1 - 44
	21 - 63		20 - 18		6 - 8		4 - 264
4186	4 - 38		20 - 61		16 - 34		20 - 60
	4 - 41		21 - 36		17 - 49		24 - 15
	4 - 43		22 - 37		20 - 73	56079	4 - 75
4569	1 - 85		25 - 60		21 - 29		4 - 185
5528	4 - 60		26 - 51		22 - 2		4 - 286
	4 - 145		27 - 51		24 - 7A		18 - 8
	17 - 31	11899	7 - 194		25 - 11		19 - 6
	17 - 31	11900	7 - 173		26 - 10		20 - 24
5677	4 - 73		7 - 185		27 - 10		20 - 67
6503	22 - 24		7 - 189	38262	4 - 162	56121	20 - 47
6935	4 - 207		7 - 213		12 - 10		20 - 58
	4 - 298	19587	7 - 82		12 - 12	56722	4 - 16
	10 - 80		7 - 115		4 - 161		4 - 245
	10 - 80		7 - 162	38264	4 - 166		7 - 5
	21 - 51		7 - 217		12 - 16		7 - 31
	21 - 64		7 - 246		12 - 16		13 - 7
7058	4 - 37	19944	4 - 25	38269	3 - 19		14 - 9
9092	4 - 74		4 - 70	38350	9 - 4		14 - 19
	4 - 186		9 - 34		9 - 8		23 - 27
	13 - 10	22478	1 - 41		9 - 10		25 - 8
	13 - 17		1 - 50		9 - 23		26 - 8
	22 - 30		4 - 88	38351	4 - 162	58207	27 - 8
	22 - 36		10 - 37	38368	21 - 24		1 - 33
10170	4 - 3		20 - 53	38443	4 - 46		4 - 4
	4 - 10		21 - 28		4 - 151		4 - 11
	4 - 23	24533	20 - 5		14 - 8		4 - 19
	4 - 33	25627	21 - 43	38452	2 - 7		4 - 24
	4 - 55	25793	10 - 66		3 - 14		4 - 100
	4 - 64		10 - 66	38457	22 - 22		4 - 122
	4 - 115	25891	22 - 34	38686	4 - 274		4 - 124
	4 - 120	28413	1 - 43		4 - 277		4 - 144
	4 - 172		1 - 46	45690	1 - 8		4 - 148
	4 - 221		1 - 66		1 - 11		4 - 156
	4 - 228		4 - 66		1 - 14		4 - 168
	4 - 252		4 - 67A		1 - 17		4 - 222
	4 - 311		4 - 241		1 - 22		4 - 226
	7 - 2		11 - 21		1 - 25		4 - 254
	8 - 4		20 - 23		1 - 28		4 - 258
	9 - 6		20 - 57		1 - 31		4 - 302
	9 - 12	32042	4 - 105		1 - 53		4 - 308
	9 - 25		4 - 129		1 - 56		7 - 43
	12 - 14		4 - 215		1 - 62		7 - 89
	12 - 19		4 - 270		1 - 75		7 - 122
	12 - 21		4 - 307		1 - 78		7 - 169

PART NO.	LIST AND INDEX NO.	PART NO.	LIST AND INDEX NO.	PART NO.	LIST AND INDEX NO.	PART NO.	LIST AND INDEX NO.	
58207-CONT	7 -224 16 - 8 16 - 19 17 - 9 20 - 30 20 - 76 21 - 7 21 - 27 21 - 32 22 - 15 24 - 13	105832	7 - 95 7 -128 7 -191 7 -230	118418-CONT	7 -203 7 -207 7 -212 7 -232	138447	7 - 91	
		105835	7 - 76 7 -109 7 -156		7 -236 7 -241	138754	4 - 1 4 -139 4 -146	
60646	20 - 4 20 - 31 20 - 52 20 - 77 20 - 80 20 - 85		7 -183 7 -211 7 -240 7 - 79	118635	20 - 19	141964	17 - 1 17 - 1	
		107177	7 -112 7 -159 7 -214 7 -243	120837	7 - 62 7 -142 7 - 51		7 - 53 7 -100 7 -133 7 -175 7 -198	
62031	10 - 3 11 - 3 19 - 12 20 - 74 21 - 11 21 - 13 22 - 4		7 -112 7 -159 7 -214 7 -243	120924	7 - 60 7 - 65 7 - 98 7 -131 7 -140 7 -145	141966	7 -235 7 -202	
65756	22 - 9	107663	5 - 1 5 - 6 6 - 1 6 - 6		7 -131 7 -140 7 -145 7 -233 7 -238	141967	7 - 57 7 - 71 7 -137 7 -151	
72828	4 - 61		6 - 1 6 - 6 5 - 1 5 - 6 6 - 1 6 - 6	120925	7 - 56 7 -136 7 - 70 7 - 74 7 -103 7 -107	141968	7 -104 7 -179 7 -206 7 - 67 7 -147	
73430	23 - 6	107664	16 - 32 16 - 32 5 - 1 6 - 1 6 - 6	120926	7 -107 7 -150 7 -154 7 - 47 7 - 78 7 - 93 7 -111 7 -126 7 -158 7 -228 7 -242	141969	7 -143 7 - 55 7 -135 7 -102 7 -177	
75449	4 -237	107665	17 - 45 5 - 1 5 - 6 6 - 6 6 - 6 7 -119 7 -166 7 -221	120942	7 -111 7 -126 7 -158 7 -228 7 -242 7 - 46 7 - 92 7 -125 7 -172 7 -188 7 -227	141978	7 -204 7 - 69 7 -149 7 -237 7 - 16 16 - 15 16 - 22 16 - 38 16 - 49 16 - 61 17 - 23 17 - 38 17 - 53 17 - 68 17 - 73	
76574	4 -275 4 -278 20 - 28 20 - 39 22 - 10	107668	7 -221 7 - 88 7 -250 7 -223 7 -196 7 -234		7 - 73 7 -153 7 -187 7 - 45 7 -124 2 - 2 20 - 2 21 - 23 15 - 1 28 - 50 7 -121 23 - 17 7 - 52 7 - 61 7 - 66 7 - 99 7 -132 7 -141 7 -146 7 -174 7 -201	147647	7 -161 7 -216 7 - 75 7 -108 7 -155 7 -182 7 -195 7 -200 7 -210 7 -239 26 - 64 1 - 69 7 - 80 7 -113 7 -160 7 -215 7 -244	
76846	4 -333 10 - 62 10 - 62	111351	23 - 4 25 - 45 26 - 69 27 - 37	121011	7 -201 7 - 59 7 -139 20 - 48 21 - 14 26 - 63 10 - 79 10 - 79 4 -295 7 -197 4 -334 10 - 63 10 - 63 2 - 11 3 - 5 28 - 56		154350	156909
80351	14 - 13 17 - 14	111400	7 - 83 7 -116 7 -163 7 -218 7 -247	121839		156912	7 -239	
80651	4 -314	111404	7 -116 7 -163 7 -218 7 -247	121850		160017	7 -239	
81338	28 - 33	113111	7 -106 7 -180 9 - 2 7 -208	122311		161351	7 -239	
81693	4 - 35 7 - 18 10 - 40 16 - 5 17 - 27 21 - 10 23 - 25 28 - 48	113819	7 -106 7 -180 9 - 2 7 -208	123070		165594	7 -239	
82725	16 - 19B 21 - 18	115552	7 - 50 7 - 54 7 - 58 7 - 64 7 - 68 7 - 72 7 - 77 7 - 97 7 -101 7 -105 7 -110 7 -130 7 -134 7 -138 7 -144 7 -148 7 -152 7 -157	123049				
91469	7 -226 7 -171 7 - 84 7 -117 7 -165 7 -220 7 -249	117102	7 -106 7 -180 9 - 2 7 -208	124439		165595	7 -239	
92784	7 -171 7 - 84 7 -117 7 -165 7 -220 7 -249	117281	7 - 50 7 - 54 7 - 58 7 - 64 7 - 68 7 - 72 7 - 77 7 - 97 7 -101 7 -105 7 -110 7 -130 7 -134 7 -138 7 -144 7 -148 7 -152 7 -157	124843				
92786	7 -226 7 -171 7 - 84 7 -117 7 -165 7 -220 7 -249	117925	7 -106 7 -180 9 - 2 7 -208	124943				
100349	7 -226 7 -171 7 - 84 7 -117 7 -165 7 -220 7 -249	118418	7 - 50 7 - 54 7 - 58 7 - 64 7 - 68 7 - 72 7 - 77 7 - 97 7 -101 7 -105 7 -110 7 -130 7 -134 7 -138 7 -144 7 -148 7 -152 7 -157	125872				
100606	7 -226 7 -171 7 - 84 7 -117 7 -165 7 -220 7 -249		7 - 50 7 - 54 7 - 58 7 - 64 7 - 68 7 - 72 7 - 77 7 - 97 7 -101 7 -105 7 -110 7 -130 7 -134 7 -138 7 -144 7 -148 7 -152 7 -157					
103670	7 -226 7 -171 7 - 84 7 -117 7 -165 7 -220 7 -249		7 - 50 7 - 54 7 - 58 7 - 64 7 - 68 7 - 72 7 - 77 7 - 97 7 -101 7 -105 7 -110 7 -130 7 -134 7 -138 7 -144 7 -148 7 -152 7 -157					
	5 - 2 5 - 7 6 - 2 6 - 7 16 - 33 16 - 33 16 - 33 17 - 48 17 - 48 17 - 48 17 - 48		7 - 50 7 - 54 7 - 58 7 - 64 7 - 68 7 - 72 7 - 77 7 - 97 7 -101 7 -105 7 -110 7 -130 7 -134 7 -138 7 -144 7 -148 7 -152 7 -157					
104615	5 - 2 5 - 7 6 - 2 6 - 7 16 - 33 16 - 33 16 - 33 17 - 48 17 - 48 17 - 48 17 - 48		7 - 50 7 - 54 7 - 58 7 - 64 7 - 68 7 - 72 7 - 77 7 - 97 7 -101 7 -105 7 -110 7 -130 7 -134 7 -138 7 -144 7 -148 7 -152 7 -157					
	5 - 2 5 - 7 6 - 2 6 - 7 16 - 33 16 - 33 16 - 33 17 - 48 17 - 48 17 - 48 17 - 48		7 - 50 7 - 54 7 - 58 7 - 64 7 - 68 7 - 72 7 - 77 7 - 97 7 -101 7 -105 7 -110 7 -130 7 -134 7 -138 7 -144 7 -148 7 -152 7 -157					
105826	7 - 48 7 - 94 7 -127 7 -190 7 -229		7 - 50 7 - 54 7 - 58 7 - 64 7 - 68 7 - 72 7 - 77 7 - 97 7 -101 7 -105 7 -110 7 -130 7 -134 7 -138 7 -144 7 -148 7 -152 7 -157					

PART NO.	LIST AND INDEX NO.	PART NO.	LIST AND INDEX NO.	PART NO.	LIST AND INDEX NO.	PART NO.	LIST AND INDEX NO.
170215	4 - 49	208388	20 - 55	210986-CONT	20 - 43	222023	20 - 16
	10 - 36	208825	20 - 78		20 - 71	222027	20 - 21
173208	7 -170	210473	20 - 1		21 - 20	222852	22 - 6
173211	7 - 90	210474	21 - 3		21 - 58	222853	22 - 42
	7 -225	210883	10 - 50		22 - 40	222854	22 - 26
173218	7 - 44		10 - 50	210987	14 - 11	222856	22 - 33
	7 -123		11 - 39	210990	25 - 2	222857	4 - 67
177396	1 - 5A		13 - 3		26 - 2		22 - REF
	1 - 19		15 - 3		27 - 2	223072	12 - 8
177397	4 - 80		16 - 44	212822	12 - 5	223355	21 - 44
	4 -173		16 - 44	213536	23 - 8	223642	16 - 23
	4 -213		17 - 63	216073	25 - 18		16 - 50
	4 -233		17 - 63		26 - 17	223781	11 - 13
	10 - 74		23 - 20		27 - 32	227379	21 - 8
	10 - 74		24 - 2	216076	25 - 15	234328	1 - 2
179145	7 -186	210884	10 - 51		26 - 14	234340	4 -323
179400	7 -245		10 - 51		27 - 29		4 -329
179743	10 - 46		11 - 40	216082	12 - 23	234341	1 - 58
182375	14 - 25		13 - 4		12 - 27	234348	10 - 65
182520	4 - 94		15 - 4	216083	12 - 24		10 - 65
	28 - 4		16 - 45	216085	12 - 30	236550	3 - 25
183900	1 - 3		16 - 45	216087	12 - 25		4 - 83
	3 - 17		17 - 64		25 - 16		28 - 34
	3 - 35		17 - 64		26 - 15	236849	4 - 6
186758	4 -135		23 - 21		27 - 30		4 -142
	17 - 7		24 - 3	216088	12 - 26		4 -224
	17 - 31	210984	4 -170		25 - 17		4 -272
	17 - 31		4 -268		26 - 16	237245	10 - 82
186759	4 -107		4 -280		27 - 31	242618	20 - 72
	4 -109		4 -289	216091	12 - 15	243941	7 - 10
	4 -118		4 -305		12 - 15	245541	20 - 22
	4 -131		10 - 48	216180	21 - 59	251609	7 - 10
	4 -138		11 - 35	216207	9 - 13	251790	4 - 71
	7 - 22		14 - 12		9 - 17		9 - 36
	7 - 24		17 - 11		9 - 26	251970	4 - 87
	7 - 27		17 - 13	216208	28 - 2		4 -230
186943	22 - 31		20 - 34	216209	28 - 42		11 - 10
	22 - 31		20 - 64	216210	28 - 41		13 - 13
186961	4 - 29		21 - 5	216215	12 - 3		20 - 7
	4 - 51		21 - 46	216233	28 - 41A	252591	5 - 1
186967	28 - 55		22 - 32	216263	12 - 7		6 - 1
186968	21 - 54		24 - 4	216266	12 - 6		16 - 32
	28 - 50A		25 - 3	216268	12 - 22		16 - 32
187243	16 - 14		26 - 3	216295	12 - 9		16 - 32
	16 - 21		27 - 3	216297	10 - 56		17 - 45
	16 - 37	210985	4 -111		11 - 8		17 - 45
	16 - 48		4 -291		12 - 28	252592	16 - 32
	16 - 60		6 - 10	216299	28 - 30		16 - 32
	28 - 56A		10 - 50	216300	28 - 26		16 - 32
187467	4 -267		10 - 50	216303	12 - 4		17 - 45
187475	4 -169		14 - 14	216304	28 - 30A		17 - 45
	10 - 47		16 - 19C	216305	28 - 30B	253220	6 - 9
189844	7 - 49		16 - 44	216318	9 - 15		10 - 49
	7 - 96		16 - 44		9 - 19		16 - 43
	7 -129		17 - 42		9 - 28		17 - 62
	7 -192		17 - 42	216319	9 - 16	253325	4 - 95
	7 -231		17 - 63		9 - 20	253638	4 - 36
191431	4 -288		17 - 63		9 - 29	253722	4 - 42
	4 -304		20 - 42	216320	9 - 14	253724	4 - 47
191478	11 - 34		20 - 70		9 - 18	253740	28 - 47A
191479	22 - 31		21 - 19		9 - 27	255939	4 -210
194596	12 - 6		21 - 57	216323	4 -247		4 -299
195000	28 - 5		22 - 39		7 - 35		10 - 76
196642	22 - 27	210986	4 -112		7 - 37		10 - 76
204499	10 - 70		4 -292	217017	21 - 15	255994	28 - 54
	11 - 45		6 - 11		26 - 66	257187	4 - 15
204617	4 -183		10 - 51		10 - 71		4 - 21
206421	4 -149		10 - 51	220856	11 - 46		7 - 4
207293	4 -257		14 - 15		4 - 89		7 - 30
	24 - 12		16 - 19D	220929	4 -168A		10 - 2
207338	26 - 22		16 - 45	220930	4 -102		10 - 2
207349	22 - 1		16 - 45	221790	4 -126		11 - 2
207382	4 -263		17 - 43		4 -133		14 - 10
	24 - 14		17 - 43		21 - 69		14 - 20
208237	7 - 25		17 - 64		21 - 71		15 - 5
208238	22 - 12		17 - 64	222022	20 - 20		19 - 14

PART NO.	LIST AND INDEX NO.	PART NO.	LIST AND INDEX NO.	PART NO.	LIST AND INDEX NO.	PART NO.	LIST AND INDEX NO.
257187-CONT	21 - 12	322271-CONT	21 - 21	357995	4 - 150	438571-CONT	26 - 34
257189	23 - 26	322550	4 - 218	359695	25 - 28		27 - 21
	1 - 40		5 - 10		25 - 43	438593	25 - 22
	1 - 48		11 - 38		28 - 52		26 - 24
	4 - 244		15 - 8	360370	21 - 53	438622	20 - 9
	14 - 3		24 - 7		28 - 50G		20 - 11
	14 - 6		25 - 34	360433	28 - 56B	440265	21 - 17
	14 - 16	322551	14 - 5	360524	4 - 101		21 - 22
257616	1 - 84	322767	22 - 38		4 - 125	461173	16 - 29
	4 - 326	323543	20 - 26	363319	10 - 57		16 - 56
257622	4 - 285		22 - 11		10 - 57	471901	4 - 332
257701	2 - 13	323681	4 - 293		11 - 15		10 - 61
	3 - 8		13 - 5	363434	22 - 41		10 - 61
257984	3 - 31	323840	15 - 2	365323	6 - 12	472611	22 - 17
	10 - 58A		24 - 1		10 - 52	473442	20 - 12
	10 - 58A	323841	4 - 290		16 - 46	473526	20 - 63
257985	3 - 39		13 - 2		17 - 65	473536	25 - 57
	4 - 88	323844	20 - 41	365481	13 - 12A		26 - 57
257986	4 - 49A		21 - 56	367115	4 - 216		27 - 58
	19 - 13	324999	7 - 19		4 - 255	473545	20 - 33
	21 - 30	325660	20 - 37		11 - 36		21 - 45
268715	22 - 3		21 - 49		18 - 11	473592	21 - 16
284424	22 - 26	327085	4 - 256		19 - 16		25 - 56
301356	7 - 17	328422	7 - 10	368168	7 - 33		26 - 67
	10 - 55	328451	7 - 10		7 - 33B		26 - 78
	16 - 27	331982	26 - 24	369207	4 - 8	474014	4 - 310
	16 - 54		27 - 12		4 - 62A	474644	23 - 18
	17 - 55A	332620	25 - 40		4 - 231	475465	4 - 309
	17 - 78		26 - 44	369208	4 - 176		10 - 22
301541	7 - 9		27 - 44	369214	25 - 59		13 - 18
301731	4 - 281	334768	28 - 50C		26 - 50	476457	21 - 34
	11 - 37	334910	8 - 1		27 - 50	477144	27 - 19
301768	25 - 36		19 - 7	369243	4 - 32	477202	21 - 44
302090	7 - 6		28 - 50D		4 - 54	478043	26 - 68
302131	7 - 8	334921	4 - 312	369649	18 - 1	480007	18 - 14
304477	22 - 18		10 - 29		19 - 10	480009	4 - 217
304479	20 - 84		11 - 29	369846	10 - 6		19 - 17
308789	4 - 40		14 - 24		10 - 6	480010	4 - 219
313361	23 - 5		15 - 9	372688	23 - 24	480043	4 - 229
	23 - 31		17 - 60	372719	28 - 1	480215	4 - 321
	28 - 54A		17 - 81	375161	27 - 28	480216	4 - 321
313453	11 - 15		24 - 8	375203	25 - 12	480217	4 - 321
316996	25 - 61		25 - 42		26 - 11	480219	4 - 321
	26 - 52		26 - 46	375248	28 - 1A	480550	7 - 14
	27 - 52		27 - 46	418825	4 - 150		16 - 13
317080	25 - 29		28 - 50E	435599	7 - 15		16 - 20
317131	4 - 110	334932	26 - 21		17 - 22		16 - 36
	17 - 41		27 - 18		17 - 37		16 - 47
	17 - 41		28 - 50F		17 - 52		16 - 59
317173	7 - 38	335383	28 - 58		17 - 67		17 - 21
317193	16 - 19A	335970	28 - 58A		17 - 72		17 - 36
317295	7 - 39	338169	2 - 4	435762	10 - 14		17 - 51
317296	28 - 23		3 - 4		10 - 18		17 - 66
317297	28 - 23A		3 - 27		11 - 6		17 - 71
317298	28 - 23B		3 - 38	435949	4 - 313	480554	8 - 5
317299	28 - 23C	338238	3 - 2	437182	22 - 38	480555	7 - 81
317310	23 - 19		4 - 158	438548	10 - 27	480556	7 - 86
317367	4 - 140		4 - 160		11 - 28	480558	7 - 42
320167	7 - 12		4 - 164		16 - 24	480610	13 - 1
321051	16 - 30		9 - 38		16 - 51	480749	20 - 25
	16 - 57		18 - 4	438549	4 - 116	480750	20 - 65
	17 - 59		28 - 34A		4 - 136	480751	20 - 36
	17 - 80	338559	7 - 10		7 - 7	480752	20 - 17
321483	20 - 51	342250	28 - 3	438550	4 - 87	480753	20 - 13
321603	22 - 19	347038	4 - 30	438552	2 - 2A	480754	20 - 89
322023	21 - 35		4 - 52	438559	3 - 29	480756	20 - 50
322025	28 - 50B	347046	16 - 31	438567	17 - 25	480757	20 - 45
322026	20 - 15		16 - 58		17 - 40	480758	20 - 75
322065	7 - 7B		17 - 61		17 - 55	480759	20 - 44
	18 - 15		17 - 82		17 - 70	480760	20 - 56
	19 - 18	352194	28 - 51		17 - 75	480761	20 - 49
322266	4 - 113	352491	12 - 2		27 - 25	480763	20 - 10
	17 - 44	352729	2 - 1	438570	25 - 31	480765	4 - 65
	17 - 44	353734	12 - 1		26 - 38		20 - 88P
322269	11 - 37A	356705	28 - 51A		27 - 25	480779	11 - 30
322271	16 - 19E	356742	23 - 1	438571	26 - 30	482389	28 - 49

PART NO.	LIST AND INDEX NO.	PART NO.	LIST AND INDEX NO.	PART NO.	LIST AND INDEX NO.	PART NO.	LIST AND INDEX NO.
482478	4 - 321	596255	28 - 53A	725413-CONT	11 - 24	764426	7 - 10
483117	18 - 5	596313	18 - 5		11 - 42	801239	4 - 48
483180	4 - 321		19 - 9	725415	4 - 298B	801314	4 - 45
	12 - 31	597038	1 - 70	725420	10 - 4	801620	21 - 33
483182	28 - 6	597066	1 - 72		10 - 4	801652	20 - 35
483183	4 - 321	597437	26 - 22	725506	28 - 36		22 - 5
	12 - 33	597984	18 - 12	725750	12 - 20	805350	4 - 104
483235	12 - 32	603555	7 - 10	725751	10 - 33		4 - 108
483238	12 - 34	609154	16 - 62	725752	12 - 8		4 - 128
483277	28 - 27	609394	4 - 31	725753	12 - 6		4 - 134
491228	25 - 46		4 - 53	726539	16 - 25	805351	4 - 106
	26 - 62	609417	7 - 10		16 - 52		4 - 130
	26 - 70	609711	16 - 4	726551	4 - 117	808360	10 - 45
	27 - 38	610052	10 - 69		4 - 137	808361	10 - 2
491349	28 - 1B		11 - 44	726561	10 - 5		10 - 2
504698	20 - 79	625955	13 - 12	726604	19 - 19	811825	28 - 23D
504879	28 - 50H	719247	10 - 2	726632	16 - 28	813803	28 - 31
507144	20 - 81		10 - 2		16 - 55	813804	28 - 31A
	20 - 86	719345	7 - 10	726633	4 - 28	824349	4 - 296
509798	20 - 83	722893	4 - 321		4 - 50	824393	2 - 5
510468	22 - 20	725001	16 - 16	730427	27 - 11		3 - 23
	25 - 23		16 - 39	730452	27 - 11	824610	1 - 18
	26 - 25	725115	18 - 6	730483	26 - 23	824624	1 - 38
	27 - 15		19 - 4	731629	25 - 53	824632	1 - 73
511096	20 - 32	725116	18 - 9		26 - 42		1 - 76
511097	22 - 14		19 - 1		27 - 64	824637	2 - 12
511099	20 - 29	725174	10 - 26	733111	5 - 9		3 - 7
512121	18 - 12	725293	12 - 29	734483	25 - 48	824709	1 - 32
	18 - 13	725313	10 - 44		26 - 72	824801	1 - 76
515380	21 - 38	725314	10 - 35		27 - 40	825303	4 - 317
515381	21 - 39	725316	12 - 13	734878	7 - 36		7 - 40
517189	21 - 62	725317	12 - 17	737147	17 - 32	825365	1 - 60
517910	21 - 42	725318	12 - 18	738102	28 - 8		1 - 79
517913	28 - 60	725347	4 - 246	738257	28 - 13	825374	10 - 81
517981	20 - 69	725349	7 - 34		28 - 65	825394	2 - 15
518578	16 - 67	725391	10 - 23	738259	28 - 65		3 - 10
	17 - 84	725392	10 - 20	738826	4 - 246	825396	2 - 16
518611	1 - 1	725394	10 - 16	740489	23 - 11		3 - 11
520407	7 - 10		10 - 16	740490	23 - 10	825397	2 - 15
521695	20 - 82	725395	10 - 30	740491	23 - 32		3 - 10
	20 - 87		11 - 32	740503	4 - 248	825464	1 - 71
523269	28 - 22	725411	4 - 179	740540	23 - 9	825467	23 - 3
524519	4 - 318		10 - 31	740549	28 - 9	825559	4 - 182
524669	7 - 28		10 - 68	740550	23 - 23		4 - 319
524928	22 - 21		10 - 68	740554	23 - 22	825690	2 - 10
526048	28 - 46		11 - 12	740560	23 - 28		3 - 6
526378	13 - 11		11 - 19	740562	23 - 28	825843	1 - 89
	20 - 54		11 - 26	740563	23 - 33		2 - 9
	21 - 41		11 - 33	740564	23 - 13		3 - 16
	22 - 25	725412	1 - 5	740571	23 - 12	825844	2 - 8
527916	14 - 17		1 - 39	740606	23 - 16	825845	2 - 8
529691	25 - 55		4 - 85	740608	4 - 248		3 - 15
	26 - 77		10 - 25	740609	23 - 9	826143	4 - 250
532945	18 - 11	725413	1 - 7	740617	4 - 34	826196	2 - 14
535082	28 - 35		1 - 10	740623	4 - 242		3 - 9
535084	28 - 35A		1 - 13	741129	23 - 15	826197	2 - 14
535085	28 - 24		1 - 16	743002	4 - 165		3 - 9
535086	28 - 35B		1 - 21	749470	21 - 66	826210	10 - 34
550506	16 - 29		1 - 24	754605	4 - 20	826214	4 - 331
	16 - 56		1 - 27	760241	9 - 3	826215	12 - 29
550558	28 - 29		1 - 30		9 - 7	826216	10 - 84
551560	28 - 35C		1 - 52		9 - 9		10 - 84
552999	18 - 10		1 - 55		9 - 22	826218	10 - 84
	19 - 15		1 - 61	760446	10 - 72		10 - 84
556101	28 - 7		1 - 68		11 - 47	826221	4 - 159
556841	9 - 1		1 - 74	760447	10 - 67	826223	4 - 178
586305	7 - 32		1 - 77		10 - 67		14 - REF
588396	16 - 9		1 - 80		11 - 41	826224	4 - 307A
589722	19 - 8		4 - 78	760731	16 - 6	826225	4 - 22
	28 - 21		4 - 175	760734	16 - 18		7 - REF
589753	16 - 19F		4 - 234		16 - 18	826226	4 - 9
591047	28 - 53		4 - 239	760833	4 - 298A		5 - REF
594506	10 - 43		10 - 13	761345	4 - 226A		5 - 5
595091	4 - 88A		10 - 17		10 - 28	826228	4 - 178
596203	10 - 39		10 - 21		11 - 31		14 - REF
596210	10 - 42		11 - 5		28 - 43	826229	4 - 307A

PART NO.	LIST AND INDEX NO.	PART NO.	LIST AND INDEX NO.	PART NO.	LIST AND INDEX NO.	PART NO.	LIST AND INDEX NO.
826231	4 - 9	826345-CONT	12 - 2	826489	4 - 119	827016	4 - 321A
	6 - REF	826346	4 - 22	826490	2 - 18	827017	4 - 321A
	6 - 5		7 - REF		3 - 42	827018	2 - 16
826240	4 - 22	826351	4 - 189	826492	4 - 98		3 - 11
	7 - REF		4 - 193	826493	1 - 63	827023	4 - 321A
826241	4 - 98		12 - REF	826494	10 - 83	827025	4 - 321A
826242	4 - 328	826353	1 - 4	826495	4 - 236	827034	7 - 41
826243	4 - 167	826356	10 - 59	826496	28 - 37	827036	16 - 66
826245	4 - 322	826361	4 - 193	826497	28 - 28	827037	4 - 97
826246	4 - 315		12 - REF	826498	12 - 8	827038	4 - 97
826247	5 - 13	826371	4 - 195	826499	12 - 8	827045	4 - 82
826248	4 - 2		12 - REF	826801	1 - 9	827046	2 - 17
826250	4 - 232	826381	4 - 195		1 - 20		3 - 12
826253	4 - 303		12 - REF		1 - 26	827072	7 - 41
826254	4 - 325	826391	4 - 197		2 - REF	827073	4 - 97
826255	7 - 21		12 - REF	826802	1 - 6	827108	1 - 90
826257	7 - 1	826401	4 - 201		1 - 15	827110	1 - 90
826258	7 - 252		12 - REF		1 - 23	827132	1 - 51
826259	4 - 325	826411	4 - 203		1 - 29	827134	4 - 97
826260	4 - 316		12 - REF		2 - REF	827135	4 - 98
826264	8 - 3	826413	4 - 177	826803	4 - 92	827136	17 - 83
826265	8 - 6		10 - 54	826804	4 - 92	827142	4 - 250
826267	4 - 227		10 - 54	826805	4 - 92	827148	4 - 12
826270	4 - 155		10 - 54	826806	4 - 92	827149	4 - 90
826271	8 - 8	826414	9 - 5	826807	24 - 16	827150	4 - 253
826273	4 - 328		9 - 11	826810	10 - 78	827151	16 - 7
826274	4 - 315		9 - 11		10 - 78	827153	4 - 12
826275	6 - 13		9 - 24	826814	4 - 321	827163	4 - 62
826276	4 - 2		12 - 20	826815	4 - 243		10 - 53
826277	17 - 4	826415	12 - 13		4 - 321	827166	2 - 17
826278	17 - 85	826417	12 - 17	826816	4 - 63		3 - 12
826279	4 - 220	826418	12 - 18	826817	1 - 34	827169	4 - 90
	8 - REF	826420	10 - 24	826834	4 - 57	827175	4 - 294
826280	4 - 220	826421	2 - 18	826835	4 - 223	827215	4 - 336
	8 - REF		3 - 42	826836	4 - 316	827216	8 - 8
826281	4 - 220	826422	2 - 18	826848	4 - 103	827218	4 - 209
	8 - REF		3 - 42		4 - 127		4 - 209
826285	4 - 251	826423	1 - 42	826853	4 - 250		10 - REF
826286	4 - 98	826424	1 - 45	826872	10 - 73	827219	4 - 208
826291	4 - 189	826427	4 - 167		10 - 73		4 - 208
	12 - REF	826455	4 - 321	826873	4 - 238		10 - REF
826293	16 - 2	826456	12 - 8	826892	4 - 92	827239	4 - 328
	17 - 19	826457	12 - 8	826893	1 - 65	827248	4 - 56
826294	16 - 11	826458	12 - 8	826894	4 - 240		18 - REF
826295	16 - 68	826459	12 - 8	826895	4 - 321	827249	4 - 240
826298	4 - 171	826460	12 - 8		17 - 83	827298	4 - 72
	16 - REF	826461	12 - 8	826896	4 - 321		9 - REF
826299	4 - 171	826462	12 - 8	826897	4 - 321A	827299	9 - 21
	16 - REF	826463	12 - 8	826899	4 - 321A	827301	4 - 220
826300	9 - 21	826464	12 - 8	826906	9 - 31		8 - REF
826301	9 - 32	826466	4 - 321		10 - 32	827302	4 - 220
826306	10 - 64	826467	4 - 321		10 - 32		8 - REF
	10 - 64	826468	4 - 153		10 - 32	827303	4 - 220
826311	4 - 189	826469	4 - 92		10 - 32		8 - REF
	12 - REF	826470	4 - 97		12 - 2	827306	4 - 328
826315	4 - 205		4 - 321	826908	4 - 79	827307	4 - 322
826316	4 - 212	826471	4 - 97	826922	17 - 34	827322	4 - 321A
826323	4 - 171	826472	4 - 147	826926	1 - 54	827323	4 - 321A
	17 - REF	826473	4 - 321	826927	1 - 47	827324	4 - 321A
826324	4 - 171	826474	4 - 321	826928	1 - 57	827325	4 - 321A
	17 - REF	826475	4 - 321	826929	4 - 97	827326	4 - 321A
826325	28 - 38	826476	4 - 321		4 - 321A	827327	4 - 321A
826326	4 - 321	826477	4 - 321	826931	1 - 12		5 - 12
	14 - 7		16 - 66		1 - 26	827328	4 - 321A
826333	14 - 27	826478	4 - 321		2 - REF		17 - 83
826334	4 - 121	826479	4 - 321	826972	4 - 97	827329	4 - 321A
826336	4 - 84	826480	4 - 321	826973	16 - 64	827330	4 - 321A
826341	4 - 191	826481	4 - 321	826975	1 - 90	827331	4 - 321A
	12 - REF		7 - 41	827001	4 - 321A	827332	4 - 321A
826343	4 - 209	826482	4 - 321	827002	4 - 321A	827333	4 - 321A
	4 - 209		7 - 41	827003	4 - 321A	827337	17 - 83
	10 - REF		7 - 252	827004	4 - 321A	827338	16 - 66
826344	4 - 208	826485	4 - 321	827007	4 - 321A	827341	4 - 321A
	4 - 208	826486	4 - 321	827009	4 - 321A		16 - 66
	10 - REF	826487	4 - 321	827011	17 - 58	827342	4 - 171
826345	9 - 30	826488	4 - 321		17 - 79	827343	16 - REF
							4 - 171

PART NO.	LIST AND INDEX NO.	PART NO.	LIST AND INDEX NO.	PART NO.	LIST AND INDEX NO.	PART NO.	LIST AND INDEX NO.
827343-CONT	16 - REF	845762	4 - 7	849015	4 -147	1134451	25 - 54
827344	4 -171	846824	4 - 99	849066	4 -189		26 - 76
	17 - REF		4 -123		12 - REF	1135118	10 - 1
827345	4 -171	846826	12 - 8	849096	7 - 11		10 - 1
	17 - REF	846880	15 - 12	852700	1 - 15		11 - 1
827462	14 - 22	846881	11 - 18		1 - 23	1138247	28 - 39
	15 - 7		15 - REF		1 - 29	1266043	28 - 19
	24 - 6	846882	4 - 69		2 - REF	2100264	4 -152
834668	13 - 15		9 - 33	852701	1 - 9	2100837	28 - 16
837791	4 -191	846883	11 - 17		1 - 12	2101326	26 - 47
	12 - REF	846884	11 - 23		1 - 20		27 - 47
837841	4 -189	846885	11 - 48		1 - 26		28 - 47B
	12 - REF	846886	11 - 9		2 - REF	2101327	28 - 47C
837893	12 - 8	846887	11 - 25	852706	10 - 1	2101380	15 - 6
837894	12 - 8	846888	4 -240		10 - 1		24 - 5
837935	10 - 9	846889	11 - 22	852707	10 - 4	2101389	22 - 41
837936	10 - 9	846891	4 -214		10 - 4	2102151	4 -154
837937	10 - 10	846892	4 -188	852710	10 - 16	2102366	14 - 1
837938	10 - 10	846893	4 -301		10 - 16		14 - 4
837939	10 - 11	846900	4 -269	852711	10 - 12	2102369	7 - 23
837940	10 - 11		11 - REF	852717	4 - 96	2102370	7 - 26
837941	4 -271	846905	11 - 27	852718	3 - 42	2102526	22 - 13
	24 - REF	846906	4 -321A	852719	3 - 42	2102617	28 - 59
837969	1 - 67	846907	4 -321A	852720	1 - 15	2102625	27 - 19
837989	4 -271	846908	4 -321A		1 - 29	2109292	5 - 11
	24 - REF	846909	4 -321A		3 - REF	2111232	7 - 13
837994	10 - 7	846910	4 -243	852721	1 - 12	2114849	28 - 47D
837995	10 - 8		4 -321A		1 - 26	2122258	28 - 25
838007	4 - 76	846911	4 -321A		3 - REF	2122260	28 - 25A
838008	4 - 77		9 - 35	852723	3 - 34	2122261	28 - 40
838015	4 - 18	846921	4 -121	852724	3 - 24	2127867	28 - 25B
838016	4 -321A	846925	4 -141	855262	4 -330B	2129503	7 - 20
838017	4 - 17	846943	4 -189	855263	4 -330B	2130334	16 - 41
838041	28 - 67		12 - REF	855264	4 -330B	2145165	1 - 82
838042	28 - 15	846947	4 -189	855265	4 -330B	2155673	4 - 26
	28 - 67		12 - REF	855266	4 -330B	2156037	26 - 73
838043	28 - 63	846951	4 -189	855267	4 -330B		27 - 41
838044	28 - 11		12 - REF	855268	4 -330B	2158688	28 - 57A
	28 - 63	846955	4 -197	855269	4 -330B	2172166	15 - 11
838045	28 - 66		12 - REF	855270	4 -330B		24 - 10
838046	28 - 14	846959	4 -199	855271	4 -330B	2180671	28 - 45
	28 - 66		12 - REF	855272	4 -330B	2181002	26 - 54
38047	28 - 12	846963	4 -265	855273	4 -330B		27 - 54
38048	28 - 64		11 - 11	855274	4 -330B	2184096	4 - 14
838049	28 - 68		12 - REF	855275	4 -330B		7 - 3
838051	28 - 10	848810	1 - 18	855276	4 -330B		7 - 29
838052	28 - 62	848811	1 - 4	855277	4 -330B	2191859	1 - 37
838053	28 - 62	848834	4 -132	855278	4 -330B	2191860	1 - 36
838054	4 -321A	848876	3 - 22	855279	4 -330B	2192505	28 - 45A
838055	4 -321A		3 - 33	855280	4 -330B	2227532	2 - 18
838057	2 - 6		3 - 41	855281	4 -330B	2227533	2 - 18
	3 - 13	848877	3 - 18	855282	4 -330C	2227552	1 - 86
838062	4 - 86		3 - 28	855283	4 -330D	2227553	1 - 86
838067	12 - 8		3 - 36	855284	4 -330A	2227554	1 - 83
838070	18 - 16	848882	3 - 1	855285	1 - 91	2414909	23 - 7
838071	4 - 56	848888	3 - 21		4 -330B	2532287	4 -171
	18 - REF		3 - 32	855286	4 - 68A	2532288	4 - 9
838085	17 - 56		3 - 40	911815	4 - 59		6 - REF
	17 - 76	848890	1 - 15	960766	4 - 68B	2532290	4 - 68
838086	4 - 59		1 - 29	1090873	22 - 23	2532291	4 - 68
838152	4 -273		3 - REF	1107025	13 - 14	2532299	4 -335
838162	17 - 28		3 - REF	1127037	28 - 57	2532304	4 - 68
838164	4 -163	848891	1 - 26	1128238	10 - 58	2532306	4 - 9
	9 - 37	848892	1 - 12		10 - 58		5 - REF
838166	28 - 61		1 - 26	1133767	1 - 87	2532307	4 - 22
838167	28 - 61A		3 - REF		4 -190		7 - REF
838168	13 - 8	848895	4 -181		4 -192	2532308	4 -171
838169	13 - 19		4 -284		4 -194		16 - REF
838170	4 -306	848940	4 -193		4 -196	2532313	4 -321A
	13 - REF		12 - REF		4 -198	2532314	4 -321A
838221	4 -189	848998	4 -143		4 -200	2532315	4 -321A
	12 - REF		4 -225		4 -202	2532316	4 -321A
838244	17 - 1A		23 - REF		4 -204	2532317	5 - 12
838245	11 - 4	848999	4 -143		4 -266	2532319	4 -321A
838246	4 -250		4 -225		4 -320	2532321	4 -220
838249	11 - 20		23 - REF		10 - 60		8 - REF
						2532326	4 -321A
						2532327	4 -321A

PART NO.	LIST AND INDEX NO.	PART NO.	LIST AND INDEX NO.	PART NO.	LIST AND INDEX NO.	PART NO.	LIST AND INDEX NO.
2532328	4 - 321A	5213426	12 - 37	5261935	25 - 27	5761776	26 - 79
2532329	6 - 13A	5214233	21 - 67	5261936	27 - 17	5761777	26 - 59
2532334	4 - 321B		21 - 72	5271288	4 - 157	5761779	25 - 52
2533502	12 - 38	5214366	27 - 23	5313529	12 - 11		26 - 41
2533503	10 - 1	5214367	26 - 32	5315186	7 - 33A		27 - 63
	10 - 1		26 - 36	5351177	28 - 57B	5761784	26 - 29
2533504	10 - 57	5214368	26 - 32	5353867	28 - 17		26 - 33
	10 - 57	5214450	28 - 57C	5353868	28 - 17A		27 - 20
2533579	9 - REF	5214474	25 - 44	5353896	28 - 32	5761786	25 - 30
2542374	4 - 68	5214478	26 - 48	5357071	28 - 44		26 - 37
2542375	4 - 68	5214479	26 - 48	5357090	14 - 26		27 - 24
2542376	4 - 68	5214485	27 - 48		15 - 10	5761787	27 - 24
2542377	4 - 68	5214486	27 - 48		24 - 9	5761788	26 - 33
2542378	4 - 68	5214522	26 - 23	5362301	28 - 18	5761796	25 - 65
2542379	4 - 68	5214544	25 - 10	5362302	28 - 18A		26 - 61
2542380	4 - 68	5214551	27 - 9	5362306	28 - 20		27 - 61
2542382	4 - 68	5214552	27 - 9	5371671	4 - 248	5761798	26 - 56
2542383	4 - 68	5214554	26 - 9	5374689	26 - 55		27 - 56
2542384	4 - 68	5214556	25 - 4		27 - 55	5761904	25 - 19
2542385	4 - 68		26 - 4	5466372	4 - 27		26 - 18
2542386	4 - 68		27 - 4	5703247	21 - 68		27 - 33
2542387	4 - 68	5235045	12 - 35	5712309	25 - 13	5761907	25 - 14
2542388	4 - 68	5239100	4 - 262		26 - 12		25 - 20
2542402	5 - 14		26 - REF		27 - 35		26 - 13
	6 - 14	5239105	26 - 20	5758712	21 - 47		26 - 19
2542403	5 - 15	5239110	4 - 262	5758713	21 - 47		27 - 34
	6 - 15		26 - REF	5758717	21 - 47		27 - 36
2543881	4 - 68	5239135	21 - 1	5758742	21 - 47	5761908	25 - 41
4064448	17 - 33	5240497	22 - 33	5758759	21 - 47		26 - 45
4103890	14 - 21	5240499	4 - 67	5758794	21 - 9		27 - 45
	24 - 10		22 - REF	5758796	21 - 47	5761909	26 - 53
4116261	4 - 66A	5240500	4 - 5	5759118	25 - 9		27 - 53
4116374	4 - 66G	5240513	22 - 5	5759354	21 - 47	5761913	25 - 64
4116380	4 - 66F	5261057	25 - 33	5759390	25 - 9		26 - 60
4116485	26 - 43		26 - 40	5759419	25 - 9		27 - 60
4116487	27 - 43		26 - 40	5759471	25 - 9	5761935	25 - 26
4116890	4 - 66E		27 - 27	5759482	25 - 9		26 - 26
4116933	4 - 66D	5261060	4 - 262	5759584	25 - 9		27 - 16
4117404	4 - 65A		26 - REF	5759588	25 - 9	5761936	25 - 1
4117741	4 - 66C	5261067	26 - 40	5759739	21 - 47		25 - 66
4117742	4 - 66B		26 - 40	5759759	21 - 47		26 - 1
4118177	17 - 69	5261127	27 - 27	5760124	25 - 9		26 - 75
4118178	17 - 24	5261128	25 - 38	5760125	25 - 9		27 - 1
	17 - 39	5261130	4 - 259	5760126	25 - 9		27 - 62
	17 - 54		4 - 260	5760307	25 - 9	5761938	25 - 24
	17 - 74		4 - 261	5760332	25 - 9		26 - 27
4118363	25 - 39		27 - REF	5760414	25 - 9		27 - 13
4118365	26 - 43	5261147	27 - 17	5761410	4 - 65	5761943	25 - 32
4118371	27 - 43	5261165	25 - 6		4 - 65		25 - 35
4118472	26 - 48		26 - 6		21 - REF		26 - 31
4118474	27 - 48		27 - 6	5761420	4 - 65		26 - 35
4118486	25 - 44	5261167	25 - 5		21 - REF		26 - 39
4118488	26 - 48		26 - 5	5761435	21 - 25		27 - 22
4118490	27 - 48		27 - 5	5761436	21 - 73		27 - 26
4120155	4 - 310	5261170	4 - 259	5761437	21 - 60	5761965	25 - 62
4120171	24 - 9		4 - 261	5761438	21 - 61	5761969	27 - 57
4120211	14 - 22		27 - REF	5761439	21 - 40	5761973	27 - 57
	14 - 26	5261190	24 - 11	5761443	21 - 26	5761974	26 - 58
	24 - 6		25 - REF	5761444	21 - 31	5761976	25 - 58
4121259	17 - 30	5261284	21 - 70	5761445	21 - 6		26 - 49
5050346	4 - 114	5261431	20 - 6	5761447	21 - 60		27 - 49
5050383	17 - 6	5261487	20 - 8	5761513	21 - 48	5761977	25 - 47
5050456	4 - 279	5261606	21 - 16A	5761516	21 - 48		26 - 71
5050457	17 - 10	5261660	4 - 262	5761553	21 - 55		27 - 39
5050467	17 - 12		26 - REF	5761727	25 - 39	5761979	25 - 51
5050468	4 - 282	5261730	4 - 259	5761734	26 - 43		26 - 74
	17 - 15		4 - 260	5761739	27 - 43		27 - 42
			4 - 261	5761743	27 - 43	5762156	25 - 49
5050469	4 - 283		27 - REF	5761753	26 - 43	5762215	25 - 50
	17 - 16	5261770	4 - 259	5761758	25 - 67	5800660	28 - 1C
5051235	17 - 26		4 - 261	5761759	25 - 63	8010761	4 - 66H
5051239	17 - 2		27 - REF	5761769	27 - 65	8011060	4 - 66J
5051265	4 - 276	5261790	24 - 11	5761773	27 - 59		
5051420	17 - 8		25 - REF	5761774	26 - 79		
	17 - 8	5261899	26 - 9	5761775	26 - 59		
5051421	17 - 17		26 - 20		27 - 59		
5114986	12 - 36						
5213405	25 - 21						

1282

2821

Fold

Cut

S124-0084-5

IBM 2821 (PC) Printed in U.S.A. S124-0084-5

IBM

International Business Machines Corporation
Data Processing Division
1133 Westchester Avenue, White Plains, New York 10604
(U.S.A. only)

IBM World Trade Corporation
821 United Nations Plaza, New York, New York 10017
(International)

1782

2821

Fold

Cut

S124-0084-5

IBM 2821 (PC) Printed in U.S.A. S124-0084-5

IBM

International Business Machines Corporation
Data Processing Division
1133 Westchester Avenue, White Plains, New York 10604
(U.S.A. only)

IBM World Trade Corporation
821 United Nations Plaza, New York, New York 10017
(International)