


3745 Communication Controller
Models 210 to 61A
3746 Expansion Unit Model 900



Customer Master Index



3745 Communication Controller
Models 210 to 61A
3746 Expansion Unit Model 900



Customer Master Index

Note!

Before using this information and the product it supports, be sure to read the general information under "Notices" on page iii.

Eighth Edition (December 1996)

The information contained in this manual is subject to change from time to time. Any such changes will be reported in later revisions.

Order publications through your IBM representative or the IBM branch office serving your locality. Publications are not stocked at the address given below.

A form for readers' comments appears at the back of this publication. If the form has been removed, address your comments to:

IBM France
Centre d'Etudes et Recherches
Service 0798 BP 79
06610 La Gaude
France

- FAX: 33 4 93 24 77 97
- E-mail: FRIBMQF5 at IBMMAIL
- IBM Internal Use: LGERCF at LGEPROFS
- Internet: rcf_lagaude@vnet.ibm.com

When you send information to IBM, you grant IBM a non-exclusive right to use or distribute the information in any way it believes appropriate without incurring any obligation to you.

© Copyright International Business Machines Corporation 1990, 1996. All rights reserved.

Note to U.S. Government Users — Documentation related to restricted rights — Use, duplication or disclosure is subject to restrictions set forth in GSA ADP Schedule Contract with IBM Corp.

Notices

References in this publication to IBM products, programs, or services do not imply that IBM intends to make these available in all countries in which IBM operates. Any reference to an IBM product, program, or service is not intended to state or imply that only IBM's product, program, or service may be used. Any functionally equivalent product, program, or service that does not infringe any of IBM's intellectual property rights may be used instead of the IBM product, program, or service. Evaluation and verification of operation in conjunction with other products, except those expressly designated by IBM, is the user's responsibility.

IBM may have patents or pending patent applications covering subject matter in this document. The furnishing of this document does not give you any license to these patents. You can send license inquiries, in writing, to the IBM Director of Licensing, IBM Corporation, 500 Columbus Avenue, Thornwood, New York 10594, U.S.A.

Trademarks and Service Marks

The following terms, denoted by an asterisk (*), used in this publication, are trademarks or service marks of IBM Corporation in the United States or other countries:

AIX	APPN
Enterprise System Connection Architecture	ES/9000
ESCON	IBM
LPDA	MVS/ESA
NetView	Ntune
Nways	OS/2
PS/2	RETAIN
S/390	VM/ESA
VSE/ESA	VTAM



About This Master Index

Who Should Use This Index

This manual helps the telecommunication specialist finding information in the customer's documentation for the:

- IBM* 3745 Communication Controller Models 210, 310, 410, 610, 21A, 31A, 41A, and 61A
- IBM 3746 Expansion Unit Model 900.

How to Use This Index

The **Customer Master Index** gathers the indexes of the following documents listed together with the acronyms used to identify the publications:

AOG-xx	<i>Advanced Operations Guide, SA33-0097</i>
BOG1-xx	<i>Basic Operations Guide, SA33-0098</i>
BOG2-xx	<i>Basic Operations Guide, SA33-0177</i>
CCM-xx	<i>Controller Configuration and Management: User's Guide SH11-3081</i>
CIG-xx	<i>Connection and Integration Guide, SA33-0129</i>
CSG-xx	<i>Console Setup Guide, SA33-0158</i>
INT-xx	<i>Introduction, GA33-0092</i>
MIG-xx	<i>Migration and Integration Guide (LIC5/6), GA33-0092</i>
MPG-xx	<i>Migration and Planning Guide, GA33-0183</i>
OV-xx	<i>Overview, GA33-0180</i>
PDG-xx	<i>Problem Determination Guide, SA33-0096</i>
PFC-xx	<i>Preparing for Connection, GA33-0127</i>
RLM-xx	<i>Guide to Timed IPL and Rename Load Module, SA33-0178</i>

Legend

-xx refers to the version of the manual.

What Is New in This Library

This revised edition gives information concerning the latest IBM 3746 Models 900 and 950 enhancements about network routing and connectivity.

A full set of High Performance Routing functions to address the SYSPLEX environments with high-performance and high availability networks. Processor and increased number of adapters, qualify the IBM 3746-9x0 as the prime network access equipment for S/390* Servers in Parallel SYSPLEX environments.

Multilink Transmission group in an HPR environment provides variable bandwidth allocation to serve traffic load variations.

Multiprotocol routing over X.25 links providing added value and operating cost reduction for WAN connections.

Deployment of increased connectivity over the unmatched IBM 3746 capacity to fulfill large network requirements: the IBM 3746 network node can attach 5000 nodes and PUs. It supports 15,000 APPN*/DLUR sessions and, as an intermediate HPR routing node (ANR), any number of sessions.

Field installability of all functions and features to protect investments in existing installations and facilitate network planning.

Where to Find More Information

- "Customer Documentation for the 3745 (Models 210, 21A, 310, 31A, 410, 41A, 610, and 61A) and 3746 (Model 900)" on page vii
- *IBM 3746 APPN/HPR Implementation Guide*, GG24-2536.
- *IBM 3746 IP Implementation Guide*, GG24-4845.
- *SNA Network to APPN Network Migration Experience*, SG24-4656.
- *Introducing Enterprise Systems Connection**, GA23-0386.

World Wide Web

You can access the latest news and information about IBM network products, customer service and support via Internet at the URL:

<http://www.ibm.com>

Bibliography

Customer Documentation for the 3745 (Models 210, 21A, 310, 31A, 410, 41A, 610, and 61A) and 3746 (Model 900)

This customer documentation has the following formats:



Finding Information



SA33-0172

**IBM 3745 Communication Controller
Models 210 to 61A
IBM 3746 Expansion Unit Model 900
Customer Master Index¹**

Provides references for finding information in the customer documentation library.

Evaluating and Configuring



GA33-0092

**IBM 3745 Communication Controller
Models 210, 310, 410, and 610
Introduction**

Gives an introduction about the IBM Models 210 to 610 capabilities. For Models A refer to the *Overview*, GA33-0180.



GA33-0180

**IBM 3745 Communication Controller Models A²
IBM 3746 Nways Multiprotocol Controller
Models 900 and 950**

Overview

Gives an overview of connectivity capabilities within SNA, APPN, and IP networking.



GA33-0183

**IBM 3745 Communication Controller Models A²
IBM 3746 Expansion Unit Model 900**

Migration and Planning Guide

Prepares 3745 Models A and 3746 Model 900 planning for:

- Field upgrades
- Network integration (NCP control)
- Physical installation

¹ Documentation shipped with the 3745.

² 3745 Models 17A to 61A.

3745-210 to 61A, and 3746-900 Customer Documentation - Continued

Preparing Your Site



GC22-7064

**Input/Output Equipment
Installation Manual-Physical Planning**

GN22-5490

Technical News Letter

Provides information for physical installation for the 3745 Models 130 to 610. For 3745 Models A and 3746 Model 900, refer to the *Migration and Planning Guide*, GA33-0183.



GA33-0127

**IBM 3745 Communication Controller
Models 210, 310, 410, and 610**

Preparing for Connection

Helps for preparing the 3745 Models 210 to 610 cable installation. For 3745 Models A refer to the *Connection and Integration Guide*, SA33-0129.

Preparing for Operation



GA33-0400

**IBM 3745 Communication Controller All Models³
IBM 3746 Expansion Unit Model 900
IBM 3746 Nways Multiprotocol Controller Model 950**

Safety Information¹

Provides general safety guidelines.



SA33-0129

**IBM 3745 Communication Controller All Models³
IBM 3746 Expansion Unit Model 900**

Connection and Integration Guide¹

Contains information for connecting hardware and integrating network of the 3745 and 3746-900 after installation.

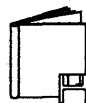


SA33-0416

**Line Interface Coupler Type 5 and Type 6
Portable Keypad Display**

Migration and Integration Guide

Contains information for moving and testing LIC types 5 and 6.



SA33-0158

**IBM 3745 Communication Controller All Models³
IBM 3746 Expansion Unit Model 900**

Console Setup Guide¹

Provides information for:

- Installing local, alternate, or remote consoles for 3745 Models 130 to 610,
- Configuring user workstations to remotely control the service processor for 3745 Models A and 3746 Model 900 using:
 - DCAF program
 - Telnet Client program

¹ Documentation shipped with the 3745.

³ 3745 Models 130 to 61A.

3745-210 to 61A, and 3746-900 Customer Documentation - Continued

Operating and Testing



SA33-0098

**IBM 3745 Communication Controller
All Models⁴****Basic Operations Guide¹**

Provides instructions for daily routine operations on the 3745 Models 130 to 610.



SA33-0177

**IBM 3745 Communication Controller Models A²
IBM 3746 Expansion Unit Model 900****Basic Operations Guide¹**

Provides instructions for daily routine operations on the 3745 Models 17A to 61A, and 3746 Models 900 operated as an SNA node (NCP), APPN/HPR Network Node and IP Router.



SA33-0097

**IBM 3745 Communication Controller
All Models³****Advanced Operations Guide¹**

Provides instructions for advanced operations and testing, using the 3745 MOSS console.

**Controller Configuration and Management Application⁵**

Provides a graphical user interface for configuring and managing a 3746 APPN/HPR Network Node and IP Router, and its resources.

Is also available as a stand-alone application, using an OS/2 workstation.

Defines and explains all the 3746 Network Nnode and IP Router configuration parameters through its on-line help.



SH11-3081

**IBM 3746 Nways Multiprotocol Controller Model 950
IBM 3746 Model 900 Network Node****Controller Configuration and Management: User's Guide⁶**

Explains how to use CCM and gives examples of the configuration process.

¹ Documentation shipped with the 3745.

² 3745 Models 17A to 61A.

³ 3745 Models 130 to 61A.

⁴ Except 3745 Models A.

⁵ Product integrated function.

⁶ Documentation shipped with the 3746-900.

3745-210 to 61A, and 3746-900 Customer Documentation - Continued

Customizing Your Control Program



SA33-0178

Guide to Timed IPL and Rename Load Module

Provides VTAM procedures for:

- Scheduling an automatic reload of the 3745
- Getting 3745 load module changes transparent to the operations staff.

Managing Problems



SA33-0096

IBM 3745 Communication Controller All Models³

Problem Determination Guide¹

A guide to perform problem determination on the 3745 Models 130 to 61A.



Problem Analysis Guide⁷

An on-line guide to analyze alarms, events, and control panel codes on:

- IBM 3745 Communication Controller Models A²
- IBM 3746 Expansion Unit Model 900
- IBM 3746 Nways Multiprotocol Controller Model 950.



SA33-0175

IBM 3745 Communication Controller Models A² IBM 3746 Expansion Unit Model 900 IBM 3746 Nways Multiprotocol Controller Model 950

Alert Reference Guide

Provides information about events or errors reported by alerts for:

- IBM 3745 Communication Controller Models A²
- IBM 3746 Expansion Unit Model 900
- IBM 3746 Nways Multiprotocol Controller Model 950.

¹ Documentation shipped with the 3745.

² 3745 Models 17A to 61A.

³ 3745 Models 130 to 61A.

⁷ Product integrated information.

Index

Numerics

- 16MB storage **MPG-5A:1-4**
- 2701 **INT-04:6-2**
- 2702 **INT-04:6-2**
- 2703 **INT-04:6-2**
- 2740 start-stop poll (NCP/EP) **AOG-09:428**
- 3033 **AOG-09:38, INT-04:1-1, INT-04:5-8**
- 3044 **INT-04:5-8**
- 308x **AOG-09:38, INT-04:1-1, INT-04:5-8**
- 3090 **INT-04:1-1, INT-04:5-8, INT-04:5-9**
- 309x **AOG-09:38**
- 3101 **INT-04:7-4, INT-04:7-5**
- 3151 **INT-04:7-4, INT-04:7-5**
 - in 3101 emulation mode **CSG-07:10-3, CSG-07:11-3**
 - in native mode **CSG-07:10-2, CSG-07:11-2**
- 3153 in 3151 emulation mode **CSG-07:10-5, CSG-07:11-5**
- 3161 **CSG-07:10-6, CSG-07:11-6, INT-04:7-4, INT-04:7-5**
- 3163 **CSG-07:10-6, CSG-07:11-6, INT-04:7-4, INT-04:7-5**
- 3270 BSC general poll (NCP/EP) **AOG-09:424**
- 36, System/ **INT-04:1-3**
- 3720 **INT-04:1-1**
- 3725 **INT-04:3-1**
- 3725/3726 **INT-04:1-1**
- 3727 **CSG-07:10-9, INT-04:7-4, INT-04:7-5**
- 3745
 - automatic dump/load options **MPG-5A:16-4**
 - dump/load options, automatic **MPG-5A:A-3**
 - integration **MPG-5A:16-1**
 - link IPL ports **MPG-5A:16-2, MPG-5A:A-2**
 - names **MPG-5A:16-1**
 - operations when the service processor is not available **MPG-5A:16-10**
 - power ON schedule **MPG-5A:16-1, MPG-5A:A-1**
 - time **MPG-5A:16-1**
- 3745 EC level **RLM-00:1-2**
- 3745 frame display **AOG-09:21**
- 3745 Model 210 **INT-04:1-1, INT-04:3-3, INT-04:5-1**
- 3745 Model 310 **INT-04:1-1, INT-04:3-3, INT-04:5-2**
- 3745 Model 410 **INT-04:1-1, INT-04:3-3, INT-04:5-2**
- 3745 Model 610 **INT-04:1-1, INT-04:3-3, INT-04:5-2**
- 3745 models A
 - control panel **BOG2-03:A-1**
 - control panel codes **BOG2-03:A-4, BOG2-03:A-8**
 - control panel pushbuttons **BOG2-03:A-7**
 - features **OV-07:5-2**
 - functions **BOG2-03:C-1**
 - IPL **BOG2-03:4-1, BOG2-03:4-8, BOG2-03:5-1**
 - maximum configurations **OV-07:A-3**
 - menus **BOG2-03:C-1**
 - migration **OV-07:5-13**
- 3745 models A (*continued*)
 - power ON **BOG2-03:4-1, BOG2-03:4-8**
 - powerful upgrade **OV-07:5-15**
 - stop switch **BOG2-03:A-8**
 - tasks **BOG2-03:C-1**
- 3746 Model A11 **INT-04:3-3, OV-07:5-15**
- 3746 Model A12 **INT-04:3-3, OV-07:5-15**
- 3746 Model L13 **INT-04:3-3**
- 3746 Model L14 **INT-04:3-3**
- 3746 Model L15 **INT-04:3-3**
- 3746-900
 - addressing **MPG-5A:1-6**
 - ARC assemblies **MPG-5A:F-65**
 - connectivity **OV-07:3-2**
 - control panel codes **BOG2-03:B-1**
 - display on 3745 CDF **AOG-09:18**
 - expansion enclosure 1 **OV-07:5-11**
 - expansion enclosure 2 **OV-07:5-11**
 - features **OV-07:5-4**
 - functions **BOG2-03:C-2**
 - in a multiprotocol network **OV-07:2-10**
 - in an SNA network **OV-07:2-1**
 - in an SNA/APPN network **OV-07:2-6**
 - LAN address **MPG-5A:A-4**
 - maximum configurations **OV-07:A-1**
 - menus **BOG2-03:C-2**
 - migration **OV-07:5-13**
 - minimum configuration **OV-07:5-2**
 - overview **OV-07:1-5**
 - performance **OV-07:7-7**
 - port swapping **MPG-5A:9-2**
 - tasks **BOG2-03:C-2**
 - voltage grounding **MPG-5A:F-26**
 - wrap tests **AOG-09:348**
- 3746-950
 - connectivity **OV-07:3-2**
 - expansion enclosure 1 **OV-07:5-11**
 - expansion enclosure 2 **OV-07:5-11**
 - features **OV-07:5-4**
 - in a multiprotocol network **OV-07:2-10**
 - in an SNA/APPN network **OV-07:2-6**
 - maximum configurations **OV-07:A-1**
 - minimum configuration **OV-07:5-2**
 - overview **OV-07:1-4**
 - performance **OV-07:7-7**
- 3746-Axx frame display **AOG-09:21**
- 4341 **AOG-09:38, INT-04:1-1, INT-04:5-8**
- 4361 **AOG-09:38, INT-04:1-1, INT-04:5-8**
- 4381 **AOG-09:38, INT-04:1-1, INT-04:5-8**
- 5150 **INT-04:7-4**
- 5155 **INT-04:7-4**

5160 INT-04:7-4
 5170 INT-04:7-4
 5821 INT-04:5-14
 5822 INT-04:5-14
 5841 INT-04:7-4
 5842 INT-04:7-4, INT-04:7-6
 5853 INT-04:7-4
 5865 INT-04:5-14
 5866 INT-04:5-14
 7427 BOG1-02:12, CSG-07:D-3, INT-04:3-4, INT-04:7-5
 7861 INT-04:5-14
 7868 INT-04:5-14
 937x AOG-09:38, INT-04:1-1, INT-04:5-8, INT-04:5-9

A

A11 and A12, spare OV-07:5-15
 abend (RLA) PDG-06:8-12
 ABP function AOG-09:3
 access methods INT-04:1-4, INT-04:6-3
 access, user INT-04:2-2, INT-04:5-4
 ACF/NCP
 See NCP
 ACF/SSP
 See SSP
 activate a configuration CCM-02:4-2
 activate/deactivate a station CCM-02:6-6
 activate/deactivate port CCM-02:6-2
 activation
 from control panel BOG2-03:8-9
 from host BOG2-03:8-8
 from MOSS/E console BOG2-03:8-7
 activation limits, automatic checking MPG-5A:9-4
 active CLP physical units (PUs), maximum MPG-5A:9-3
 active remote connector assemblies (ARCs) MPG-5A:9-11, OV-07:5-8
 active resources, maximum MPG-5A:9-14
 active user sessions (SDLC lines), maximum MPG-5A:9-3
 adapter, channel
 See channel adapter
 adapter, in MOSS INT-04:7-1
 adapter, line
 See line adapter
 adapter, network INT-04:3-2, INT-04:5-15
 adapter, token-ring
 See token-ring adapter
 adapters
 3746-900 communication line MPG-5A:9-1
 for 3745 consoles CSG-07:D-2
 planning for token-ring MPG-5A:6-1
 add load module with timed IPL RLM-00:2-9
 add RFS delay PFC-02:4-3
 additional DCAF consoles OV-07:4-10
 additional Telnet consoles OV-07:4-12

address PFC-02:4-1, PFC-02:5-1
 NCP - address trace function AOG-09:96
 trace block AOG-09:100
 address compare
 AC HIT AOG-09:389
 cancel AOG-09:285
 parameter display AOG-09:3
 reset (RAC) AOG-09:269
 set (SAC) AOG-09:283
 address database, Ethernet MPG-5A:7-1
 addresses
 3746-900 MPG-5A:1-6
 3746-900 in the LAN MPG-5A:A-4
 duplicate TIC3 MPG-5A:6-4
 Ethernet maximum MPG-5A:7-1
 logical addresses and enclosure physical positions MPG-5A:C-10
 Advanced Communications Function for Network Control Program
 See NCP
 Advanced Communications Function for System Support Programs
 See SSP
 airflow detector status AOG-09:243
 alarm BOG2-03:1-9, INT-04:8-2—8-6, RLM-00:2-15
 description PDG-06:1-1
 list of PDG-06:1-4
 timed IPL AOG-09:164, PDG-06:1-166
 alarm area BOG1-02:4
 alert INT-04:8-2—8-5, RLM-00:2-15
 description PDG-06:1-2, PDG-06:1-49
 generic INT-04:8-2, INT-04:8-8
 list of PDG-06:1-51
 timed IPL AOG-09:164, PDG-06:1-166
 allocation configuration sheet (LIC types 5 and 6) MIG-00:9-7
 allow activate link (TRSS) AOG-09:335
 alone, MOSS AOG-09:12
 alternate console (3745) BOG1-02:15, CSG-07:D-2
 alternate console password AOG-09:260
 alternate console problems PDG-06:6-1
 alternate path MPG-5A:17-3
 definition (with a mainstream path) MPG-5A:17-9
 antistreaming PFC-02:4-3, PFC-02:5-2
 APPN
 benefits OV-07:7-3
 configuration BOG2-03:10-1
 control point BOG2-03:3-5
 network node OV-07:2-6
 tasks BOG2-03:3-1
 APPN-attached DCAF workstation CSG-07:1-2, CSG-07:8-1, OV-07:4-11
 ARC
 ARC assemblies on 3746 model 900 MPG-5A:F-65
 assemblies A MPG-5A:F-65
 assemblies B MPG-5A:9-13, MPG-5A:F-66

ARC (continued)

- cable identification **CIG-09:3-20, CIG-09:3-25**
- cables for ARC assemblies B **MPG-5A:F-67**
- different types **MPG-5A:9-11**
- identifying assembly A or B **CIG-09:3-17, CIG-09:3-23**
- installation **CIG-09:3-17, CIG-09:3-23**
- locating **CIG-09:3-2**
- physical interface **CIG-09:3-20, CIG-09:3-25**
- removal **CIG-09:3-17, CIG-09:3-23**
- architecture, 3745 **INT-04:4-1**
- ASCII **INT-04:5-11, INT-04:6-1**
- asterisk character **AOG-09:181**
- attached DCAF workstation
 - via APPN backbone **BOG2-03:2-15, CSG-07:1-2, CSG-07:8-1, OV-07:4-11**
 - via LAN (APPC-type) **BOG2-03:2-15, CSG-07:1-2, CSG-07:5-1, OV-07:4-11**
 - via modem **BOG2-03:2-16, CSG-07:1-3, CSG-07:6-1, OV-07:4-11**
 - via SNA backbone **BOG2-03:2-15, CSG-07:1-2, CSG-07:7-1, OV-07:4-11**
 - via TCP/IP **BOG2-03:2-15, CSG-07:1-2, CSG-07:4-1, OV-07:4-11**
- attached Telnet workstation
 - via TCP/IP **BOG2-03:2-16, CSG-07:9-1, OV-07:4-12**
- attachment
 - communication controller **INT-04:1-1**
 - console **INT-04:3-4**
 - DTE **INT-04:1-1**
 - host **INT-04:1-1**
- attention delay timer for ESCON **MPG-5A:3-10**
- ATTN key **BOG1-02:4**
- AUI cable safety requirements **CIG-09:1-7, CIG-09:2-4, CIG-09:3-9**
- AUTO DUMP/LOAD **RLM-00:2-5, RLM-00:2-9, RLM-00:2-10**
- auto-restart **BOG2-03:8-14**
- auto-test **PFC-02:4-3**
- autoBER **INT-04:8-2**
- automatic
 - download of microcode **MPG-5A:19-2**
 - dump option (3745) **AOG-09:152**
 - dump/load options **MPG-5A:16-4, MPG-5A:A-3**
 - load option (3745) **AOG-09:152**
 - microcode download option **MPG-5A:19-2, MPG-5A:A-5**
 - wrap test on LIC **AOG-09:365**
- automatic checking of activation limits **MPG-5A:9-4**
- availability
 - CCU reconfiguration **INT-04:4-1**
 - enhancement **OV-07:6-1**
 - highlights **INT-04:2-1**

B

- backing up the fixed disk **CIG-09:5-18**
- backup
 - CCU mode **AOG-09:66**
 - controller configuration **BOG2-03:9-6**
 - diskette copy **AOG-09:123**
 - MOSS-E microcode **BOG2-03:9-7**
 - service processor **BOG2-03:1-5, BOG2-03:9-5, BOG2-03:9-6, OV-07:4-9**
 - types of **OV-07:6-1**
- backup mode, CCU **INT-04:4-1, INT-04:4-2, INT-04:4-3**
- backup service processor **MPG-5A:16-12**
- backups
 - CLP **MPG-5A:9-15**
 - processor **MPG-5A:9-14**
- base model **INT-04:3-3**
- base unit **INT-04:5-1, INT-04:5-2**
- Basic Telecommunications Access Method
 - See BTAM
- Basic Telecommunications Access Method-Extended Support
 - See BTAM-ES
- BCCA **AOG-09:30**
- BCD **INT-04:6-1**
- BCK function **AOG-09:5**
- BELL 212 A **INT-04:7-4**
- BER **INT-04:8-6**
 - See also ELD
 - description **INT-04:8-2**
 - file, display **INT-04:7-13**
- BIK function **AOG-09:7**
- block multiplexer channel **AOG-09:38, INT-04:5-8**
- boundary access node (BAN) **OV-07:2-4**
- box event record **AOG-09:179**
 - See also BER
- branch trace
 - buffer allocation **AOG-09:80**
 - buffer display **AOG-09:173**
 - parameter display **AOG-09:3**
- BREAK key **BOG1-02:4, BOG1-02:10**
- bridge connection box, Ethernet **MPG-5A:F-35**
- bridge, Ethernet **MPG-5A:F-35**
- BSC **INT-04:5-11, INT-04:6-1, INT-04:A-1**
- BT function **AOG-09:387**
- BTAM **INT-04:1-4, INT-04:6-3**
- BTAM-ES **INT-04:1-4, INT-04:6-3**
- buffer chaining **INT-04:5-10**
- buffer, high speed **INT-04:5-1**
- buffer, high-speed **INT-04:5-2**
 - description **INT-04:5-6**
- bus switching **INT-04:4-1**
 - fallback **INT-04:4-2, INT-04:4-3, INT-04:7-10**
 - switchback **INT-04:4-3, INT-04:7-10**
- bus, DMA **INT-04:5-1**
 - description **INT-04:5-7**

bus, IOC **INT-04:5-1**
 description **INT-04:5-7**
 business solutions **OV-07:7-1**
 bypass CCU check **AOG-09:5**
 bypass IOC check **AOG-09:7**
 byte multiplexer channel **AOG-09:38, INT-04:5-8**

C

cable

3745 alternate console **CSG-07:D-2**
 3745 local console **CSG-07:D-1**
 adapters for 3745 consoles **CSG-07:D-2**
 identification **AOG-09:204**
 label preparation **MIG-00:8-3**
 plugging sheets preparation **MIG-00:8-1**
 to modem for 3745 remote console **CSG-07:D-4**

cable information

ESS port **AOG-09:60**
 HPTSS port **AOG-09:59**
 TSS line adapter **AOG-09:43**

cables

access **INT-04:2-2**
 active remote connector (ARC) **MPG-5A:9-11**
 cable information **MPG-5A:F-45**
 category 5 UTP **MPG-5A:F-72**
 Ethernet port **MPG-5A:F-36**
 explanation of characteristics **MPG-5A:F-42**
 for ARC assemblies B **MPG-5A:F-67**
 installation **INT-04:5-5**
 label preparation **MPG-5A:D-1**
 3745 and 3746 cables **MPG-5A:D-18**
 LIC11 and ARC cables (3746-900) **MPG-5A:D-16**
 why plugging sheets and cable labels are
 required **MPG-5A:D-1**
 token-ring 8-pin connector cables and pin
 layouts **MPG-5A:F-70**
 token-ring MAU attachment vis UTP
 cables **MPG-5A:F-70**

cables, unplugging or plugging

10BASE-T **CIG-09:3-9**
 3745 LIC **CIG-09:1-18, CIG-09:2-13**
 3746-900 LIC **CIG-09:3-7**
 ARCs **CIG-09:3-20, CIG-09:3-25**
 AUI **CIG-09:1-7, CIG-09:2-4, CIG-09:3-9**
 CPC **CIG-09:1-18**
 HSS **CIG-09:1-13**
 LIC5/6 **MIG-00:1-3, MIG-00:2-2**
 operator console cable **CIG-09:1-15**
 RSF **CIG-09:1-16**
 TIC2 **CIG-09:1-11, CIG-09:2-7**
 TIC3 **CIG-09:3-5**

cabling system, IBM **INT-04:5-16**

cache

See high-speed buffer

CADS **AOG-09:30**

call direct, ISDN **MPG-5A:9-9**
 cancel internal trace **AOG-09:321**
 cancel timed IPL **RLM-00:2-8**
 cataloging a procedure **AOG-09:415**
 CBT function **AOG-09:9**
 CCB (character control block) display **AOG-09:113**
 CCITT V.20, V.21, V.24, V.25, X.21, **INT-04:5-13**
 CCITT V.24 **AOG-09:207**
 CCITT V.25 bis **INT-04:5-13**
 CCITT V.35 **AOG-09:207, INT-04:5-13, INT-04:5-15**
 CCITT X.21 **AOG-09:207, INT-04:5-15**

CCM

abstract **BOG2-03:10-1**
 advantages **OV-07:4-1**
 configuration menu **BOG2-03:10-3**
 definitions for DCAF **CSG-07:8-16**
 file menu **BOG2-03:10-3**
 management menu **BOG2-03:10-4**
 online help **BOG2-03:10-5**
 options menu **BOG2-03:10-5**

CCM main window **CCM-02:2-1**

CCM menus **CCM-02:3-1**

CCU **MPG-5A:C-26**

configuration **INT-04:5-1, INT-04:7-10**
 date display/update **AOG-09:79**
 description **INT-04:5-6**
 display **AOG-09:23**
 display long (DLO) **AOG-09:171**
 display/alter (DAL) **AOG-09:79**
 fallback **AOG-09:66**
 functions **INT-04:8-5**
 higher performance **INT-04:2-1**
 input register display **AOG-09:171**
 level-3 interrupt (IL3) **AOG-09:187**
 modes of operation **INT-04:4-1, INT-04:7-10**
 normal mode (CNM) **AOG-09:71**
 operating mode **AOG-09:62**
 reconfiguration **AOG-09:67, INT-04:7-9, INT-04:7-10**
 recovery **AOG-09:65, AOG-09:66, INT-04:4-2,**
 INT-04:4-3, INT-04:7-10, INT-04:8-3
 reset (RST) **AOG-09:281**
 reset CCU/LSSD (RCL) **AOG-09:275**
 reset check (RCK) **AOG-09:273**
 resource competition **MPG-5A:3-2**
 selection (MOSS) **AOG-09:168, RLM-00:3-23**
 selection/release (CSR) **AOG-09:75**
 single mode **INT-04:4-1**
 start (STR) **AOG-09:333**
 status (CST) **AOG-09:77**
 stop (STP) **AOG-09:331**
 stop on check (SCK) **AOG-09:315**
 storage display **AOG-09:79, AOG-09:171**
 switchback **AOG-09:66**
 twin-backup mode **AOG-09:66, INT-04:4-3**
 twin-dual mode **AOG-09:65, INT-04:4-1**

CCU (continued)

- twin-standby mode **AOG-09:65, INT-04:4-2**
- type **AOG-09:24**
- X'71' output register **AOG-09:387**
- X'72' output register **AOG-09:389**
- CCU/Scanner IPL, Information **PDG-06:8-18**
- CD sensit **PFC-02:4-3**
- CDF **INT-04:7-9, INT-04:7-10**
 - chart **AOG-09:11**
 - display **AOG-09:11**
 - update **AOG-09:11**
 - upgrade **AOG-09:11, AOG-09:13**
 - upgrade or update **CIG-09:5-6**
- CDF display
 - CCU **AOG-09:23**
 - CCU operating mode **AOG-09:62**
 - channel adapter FRU level **AOG-09:26**
 - channel adapter(s) **AOG-09:15, AOG-09:29, AOG-09:32, AOG-09:34**
 - ESS line adapter(s) **AOG-09:54**
 - ESS port(s) **AOG-09:60**
 - frames **AOG-09:21**
 - HPTSS line adapter(s) **AOG-09:47**
 - HPTSS port(s) **AOG-09:59**
 - LIC FRU level **AOG-09:28**
 - line adapter(s) **AOG-09:40**
 - LSSD **AOG-09:20**
 - MOSS **AOG-09:19**
 - MUX FRU level **AOG-09:27**
 - port(s) **AOG-09:55**
 - switch (models 410 and 610) **AOG-09:25**
 - TRSS line adapter(s) **AOG-09:52**
 - TRSS port(s) **AOG-09:61**
 - TSS line adapter(s) **AOG-09:42**
 - TSS port(s) **AOG-09:56**
- CDF update
 - CCU operating mode **AOG-09:62**
 - HPTSS line adapter(s) **AOG-09:47, AOG-09:49**
 - line adapter(s) **AOG-09:40**
 - port(s) **AOG-09:55**
 - TSS line adapter(s) **AOG-09:42, AOG-09:44**
 - TSS port(s) **AOG-09:56**
- CDF-E updating **BOG2-03:9-1, CIG-09:5-1**
- central control unit **MPG-5A:C-26**
 - See also CCU
- CEPT **INT-04:1-3, INT-04:2-4, INT-04:5-15**
- changing passwords **BOG2-03:2-3, BOG2-03:10-6**
- channel adapter
 - attachment
 - block multiplexer channel **INT-04:5-8**
 - byte multiplexer channel **INT-04:5-8**
 - Fiber-Optic Channel Extender Link **INT-04:5-8**
 - selector channel **INT-04:5-8**
 - control **INT-04:2-2, INT-04:7-12**
 - description **INT-04:5-8**
 - disabling **AOG-09:70, BOG1-02:19, BOG2-03:6-1**

channel adapter (continued)

- display/update **AOG-09:15, AOG-09:29, AOG-09:32, AOG-09:34**
- enabling **AOG-09:70, BOG1-02:19, BOG2-03:6-1**
- FRU level display **AOG-09:11**
- interface display **AOG-09:69**
- IPL port display **AOG-09:216**
- modularity **INT-04:5-10**
- number of **INT-04:5-1, INT-04:5-2**
- reset function, EP/PEP **AOG-09:120**
- trace function, NCP **AOG-09:102, AOG-09:103**
- with buffer chaining **INT-04:5-10**
- with data streaming **INT-04:5-9**
- with TPS **INT-04:5-1, INT-04:5-2, INT-04:5-10**
- channel burst length **AOG-09:39**
- channel discontact function, NCP **AOG-09:95**
- channel priority **AOG-09:37**
- channel service unit (CSU) **INT-04:5-15**
- checking diskette **AOG-09:125, AOG-09:136**
- CID function **AOG-09:69**
- clock type **AOG-09:43, AOG-09:204**
- clocking
 - high-speed scanner **INT-04:A-6**
 - low-speed scanner **INT-04:A-1**
- closing
 - DCAF remote session **CSG-07:3-3**
 - Telnet remote session **CSG-07:9-2**
- CLP
 - assemblies A **MPG-5A:9-12**
 - backups **MPG-5A:9-15**
 - logical addresses (3746-900) **MPG-5A:C-12**
 - slot pairing **MPG-5A:9-14**
- CLPs **MPG-5A:9-1**
- CNM function **AOG-09:71**
- CNN **OV-07:2-12**
- code point customizing for NetView **MPG-5A:17-4**
- code points (SNA) **PDG-06:1-49**
- color machine status legend **BOG2-03:2-7**
- communication controller evolution **BOG2-03:1-1, OV-07:1-1**
- communication line
 - wire wraps **MPG-5A:9-2**
- communication line adapters
 - automatic checking of activation limits **MPG-5A:9-4**
 - connectivity **MPG-5A:9-2, OV-07:3-2**
 - features **OV-07:5-7**
 - maximum number
 - active CLP physical units (PUs) **MPG-5A:9-3**
 - active lines on a CLP **MPG-5A:9-2**
 - active user sessions (SDLC lines) **MPG-5A:9-3**
 - frame-relay DCLIs **MPG-5A:9-2**
- communication line processor
 - characteristics **CIG-09:B-1**
 - line weight **CIG-09:B-4**
- communication subsystem
 - components **INT-04:5-1**

communication subsystem (*continued*)

- description **INT-04:5-11**
- overview **INT-04:3-2**
- communications manager/2
 - customizing **CSG-07:2-6**
 - installation **CSG-07:2-2**
 - upgrading for DCAF **CSG-07:2-3**
- components of Ethernet port, position of in Controller
 - Expansion **MPG-5A:F-36**
- composite network node (CNN) **OV-07:2-12**
- concentrator, remote **INT-04:1-1**
- concurrent
 - maintenance **OV-07:6-3**
 - upgrade **OV-07:6-2**
- conditional branch trace **AOG-09:9**
- configuration
 - activate **CCM-02:4-2, CCM-02:5-5**
 - APPN network node **BOG2-03:10-1**
 - backing up (controller configuration) **BOG2-03:9-6**
 - basic **INT-04:5-4**
 - CCM **BOG2-03:10-1**
 - copy **CCM-02:4-2**
 - create **CCM-02:4-2, CCM-02:4-3, CCM-02:4-4, CCM-02:4-5, CCM-02:5-1**
 - service processor environment **CCM-02:4-4**
 - stand-alone environment **CCM-02:4-5**
 - DLC for DCAF **CSG-07:2-7**
 - Ethernet port **MPG-5A:7-2**
 - export/import **CCM-02:4-2**
 - LIC 5 parameters **MIG-00:3-2**
 - LIC 6 parameters **MIG-00:3-8**
 - LIC types 5 and 6 **MIG-00:9-1**
 - maximum **INT-04:1-1**
 - modem **CSG-07:6-9, CSG-07:13-1**
 - modify **CCM-02:4-2, CCM-02:4-3, CCM-02:5-1**
 - of 3746-900 token-ring hardware **MPG-5A:6-7**
 - options **MIG-00:9-4, PFC-02:4-1, PFC-02:5-1**
 - per unit **INT-04:3-3, INT-04:5-1**
 - planning **MPG-5A:1-3**
 - saving (controller configuration) **BOG2-03:9-4**
 - with no mainstream path **MPG-5A:17-10**
- configuration data file
 - See CDF
- configuration data file (CDF) **AOG-09:11**
- configuration menu **CCM-02:3-1**
- configuration sheets
 - LIC 5 **MIG-00:9-8**
 - LIC 6 **MIG-00:9-9**
- configuring
 - ESCON coupler **CCM-02:5-9**
 - serial line coupler **CCM-02:5-13**
 - token-ring coupler **CCM-02:5-22**
- configuring with CCM **CCM-02:4-1**
- connecting
 - cables **MIG-00:1-1, MIG-00:2-1**
 - LICs **MIG-00:1-1, MIG-00:2-1**

connecting (*continued*)

- tasks **CIG-09:3-2**
- connectivity
 - 3745 compared to 3720 **INT-04:1-1**
 - 3745 compared to 3725 **INT-04:1-1**
 - Ethernet **MPG-5A:8-1**
 - flexible and expandable **OV-07:3-1**
 - growth **OV-07:7-8**
 - maximum **INT-04:2-4**
 - per unit **INT-04:3-3**
 - service processor **OV-07:4-7**
 - standard line Weights, CLP **CIG-09:B-5**
 - to ISDN **OV-07:2-3**
 - to X.25 **OV-07:2-2**
- connectors, twisted-pair wire **MPG-5A:F-72**
- console
 - 3151 **CSG-07:10-2, CSG-07:11-2**
 - 3153 **CSG-07:10-5, CSG-07:11-5**
 - 3161 **CSG-07:10-6, CSG-07:11-6**
 - 3163 **CSG-07:10-6, CSG-07:11-6**
 - attachment
 - alternate **CSG-07:D-2**
 - local **CSG-07:D-1**
 - remote **CSG-07:D-4**
 - RSF **CSG-07:D-4**
 - through 7427 **CSG-07:D-3**
 - configurations **BOG1-02:11**
 - DCAF **BOG2-03:2-14, OV-07:4-10**
 - attachment **CSG-07:1-1**
 - installation **CSG-07:2-2**
 - IBM PC **CSG-07:11-6**
 - IBM PS/2 **CSG-07:10-6, CSG-07:11-7**
 - operator **BOG1-02:3**
 - Telnet **BOG2-03:2-16, OV-07:4-12**
 - Telnet attachment **CSG-07:9-1**
- console link test **PDG-06:17-1**
- console problems
 - alternate console **PDG-06:6-1**
 - getting control of local console **PDG-06:6-10**
 - local console **PDG-06:6-1**
 - remote console **PDG-06:7-1**
 - remote console (no password screen) **PDG-06:7-8**
 - remote console (permanent ringing) **PDG-06:7-6**
 - unexpected **PDG-06:18-1**
- console, 3745
 - attachment **INT-04:3-4**
 - alternate **INT-04:7-3**
 - local **INT-04:7-3**
 - remote **INT-04:7-3**
 - RSF **INT-04:7-3**
 - ordering **INT-04:3-4**
 - password **INT-04:7-12**
 - sharing **INT-04:3-4**
 - usability **INT-04:7-9**
- consoles, customer **MPG-5A:18-2**

control **PFC-02:4-2**
control lead pattern **AOG-09:375**
control panel **INT-04:7-3**
3745 **BOG1-02:73, BOG2-03:1-8, BOG2-03:A-1**
3746-900 **BOG2-03:1-8, BOG2-03:B-1**
all CAs disabled indicator **BOG1-02:78**
code display **BOG1-02:76, PDG-06:B-1**
console in use display **BOG1-02:78**
function display **BOG1-02:75, BOG2-03:A-3**
hex code display **PDG-06:3-1**
layout **PDG-06:A-1**
MOSS inop indicator **BOG1-02:79**
MOSS message indicator **BOG1-02:79**
power control display **BOG1-02:77**
power ON indicator **BOG1-02:79**
problems **PDG-06:15-1**
pushbuttons **BOG1-02:80**
reference card **PDG-06:B-1**
service mode display **BOG1-02:76**
unit emergency switch **BOG1-02:81**
control point functions **BOG2-03:3-1, OV-07:4-9**
control program
See also NCP
CP01 - SDLC test frames (NCP) **AOG-09:421, AOG-09:422**
CP02 - 3270 BSC general poll
(NCP/EP) **AOG-09:421, AOG-09:424**
CP03 - 2740 start-stop poll (NCP/EP) **AOG-09:421, AOG-09:428**
CP04 - start address trace (NCP) **AOG-09:421, AOG-09:431**
CP05 - stop address trace (NCP) **AOG-09:421, AOG-09:434**
CP06 - X.21 switched line test (NCP) **AOG-09:421, AOG-09:435**
CP07 - line test end (NCP/EP) **AOG-09:421, AOG-09:440**
dump **INT-04:8-5**
generation **INT-04:6-5**
information **AOG-09:235**
loading **INT-04:2-2, INT-04:4-2, INT-04:5-6, INT-04:6-5, INT-04:7-8, INT-04:7-10**
loading from disk, automatic **INT-04:6-6, INT-04:7-8**
multiple load module **INT-04:2-2, INT-04:6-5**
recovery from abend **INT-04:8-3**
trace **INT-04:8-5**
control program procedures **AOG-09:73, AOG-09:407**
copying **AOG-09:410**
creating **AOG-09:410, AOG-09:441**
control program, loading **MPG-5A:16-2**
control subsystem
components **INT-04:5-1**
description **INT-04:5-6**
overview **INT-04:3-1**
controller
ac outlet distribution box **MPG-5A:F-42**

controller (*continued*)
activation **BOG2-03:8-7, BOG2-03:8-8, BOG2-03:8-9**
configuration (CCM) **BOG2-03:10-1**
deactivation **BOG2-03:8-8, BOG2-03:8-9, BOG2-03:8-13**
expansion feature **OV-07:5-12**
family evolution **OV-07:1-1**
installation **BOG2-03:2-6**
names **MPG-5A:A-1**
saving the configuration **BOG2-03:9-4**
status **BOG2-03:2-5**
Controller Expansion (Feature 5023)
ac outlet distribution box **MPG-5A:F-38**
component locations **MPG-5A:F-41**
introduction **MPG-5A:F-38**
voltage grounding **MPG-5A:F-26**
controller identification **MIG-00:9-6**
controller, IBM communication controller
family **INT-04:1-1**
cooling **INT-04:5-17**
copy
disk to diskette (save) **AOG-09:132**
diskette to disk **AOG-09:125, AOG-09:134**
load module from diskette
models 1xx, 21x, 31x **AOG-09:156**
models 41x and 61x **AOG-09:160**
load module to diskette
models 1xx, 21x, 31x **AOG-09:155**
models 41x and 61x **AOG-09:158**
copy a configuration **CCM-02:4-2**
COS, creating **CCM-02:5-29**
coupler icons **CCM-02:2-2**
couplers, mixing line interface **CIG-09:A-3, MIG-00:10-3, MPG-5A:11-5**
CPP **AOG-09:73, AOG-09:407**
create a configuration **CCM-02:4-2**
create port swap **AOG-09:253**
CSP status display **AOG-09:321, AOG-09:325**
CSR function (models 41x and 61x) **AOG-09:75**
CST function **AOG-09:77**
cursor **BOG1-02:4**
customer
consoles **MPG-5A:18-2**
DCAF consoles **BOG2-03:2-14, CSG-07:1-1**
information **MPG-5A:19-2, MPG-5A:A-5**
operations, recommendations **MPG-5A:16-10**
Telnet consoles **BOG2-03:2-16, CSG-07:9-1**
customer identification **AOG-09:265, AOG-09:385**
customizing
CM/2 on a DCAF remote workstation **CSG-07:2-6**
cycle utilization counter **INT-04:5-6**

D

DAL function **AOG-09:79**

data circuit-terminating equipment

See DCE

data exchange function (DEX) AOG-09:83

data service unit (DSU/CSU) INT-04:5-15

data set leads AOG-09:206

data streaming AOG-09:38, INT-04:5-9

data terminal equipment

See DTE

data wrap pattern AOG-09:374

database optimization of MOSS-E MPG-5A:16-2,
MPG-5A:A-1

date and time setting AOG-09:344

DCAF

APPN-attached workstation CSG-07:8-1

closing a remote session CSG-07:3-3

customer consoles BOG2-03:2-14, CSG-07:1-1

hardware requirements and
recommendations CSG-07:1-5

hot keys BOG2-03:2-17, CSG-07:1-1

installing a remote workstation CSG-07:2-1

installing the program CSG-07:2-4

LAN-attached (APPC-type) workstation CSG-07:5-1

Modem-attached workstation CSG-07:6-1

preparation CSG-07:2-2

programming requirements CSG-07:1-5, OV-07:5-18

remote logon password CSG-07:1-4, MPG-5A:A-4

security level CSG-07:1-4

service processor DLC configuration CSG-07:B-1

service processor parameters MPG-5A:18-5,
MPG-5A:A-6

service processor security CSG-07:1-4,
MPG-5A:16-16

SNA-attached workstation CSG-07:7-1

starting a remote session CSG-07:3-1

target logon password MPG-5A:16-16

target service processor CSG-07:3-1

NCP definitions CSG-07:7-10

VTAM majornode definitions CSG-07:7-12

TCP/IP-attached workstation CSG-07:4-1

upgrading the program CSG-07:2-5

DCE INT-04:1-1, INT-04:A-1

deactivation

from a host BOG2-03:8-9

from control panel BOG2-03:8-13

from MOSS/E console BOG2-03:8-8

default password AOG-09:260

define

link common options AOG-09:223

link IPL port AOG-09:217

definitions

alternate path (with a mainstream
path) MPG-5A:17-9

for ESCAs in 3745 models 41A and
61A MPG-5A:3-2

for RSF MPG-5A:19-2, MPG-5A:A-5

for SNA network in VTAM MPG-5A:16-9

definitions (continued)

mainstream path MPG-5A:17-7

NCP for DCAF CSG-07:7-9

NetView path parameter MPG-5A:17-7

service processor LAN management MPG-5A:A-3

service processor SNA MPG-5A:16-9, MPG-5A:A-3
VTAM

logmode table CSG-07:7-11

majornode for remote workstation CSG-07:7-12

majornode for target service

processor CSG-07:7-12

start CSG-07:7-11

Dependent Logical Unit Requester (DLUR) OV-07:2-7

determining the OS/2 code level CSG-07:2-2

DEX function AOG-09:83

DIF function AOG-09:123

digital data service network (DDS) INT-04:5-15

DII function

diskette management overview AOG-09:153

rename load module management AOG-09:166,
AOG-09:167, RLM-00:3-20, RLM-00:3-22

timed IPL information AOG-09:162, RLM-00:2-13

direct call, ISDN MPG-5A:9-9

direct memory access

See DMA

disabling channel adapter AOG-09:70, BOG1-02:19

disk

functions (DIF) AOG-09:123

functions selection AOG-09:124

IPL information (models 1xx, 21x, 31x) AOG-09:144

IPL information (models 41x and 61x) AOG-09:145

power OFF AOG-09:123, AOG-09:141

restore from diskettes AOG-09:123, AOG-09:134

save on diskettes AOG-09:123, AOG-09:132

selecting functions AOG-09:124

disk or diskette problems PDG-06:13-1

disk, capacity INT-04:7-2

diskette

backup copy AOG-09:123

checking (on EC install) AOG-09:125

checking (on restore disk) AOG-09:136

copying AOG-09:125, AOG-09:138

formatting AOG-09:123, AOG-09:125, AOG-09:140

information AOG-09:125

initialization AOG-09:123, AOG-09:140

power OFF AOG-09:123, AOG-09:141

restoring disk from AOG-09:134

select diskette mode BOG1-02:7

diskette management

models 1xx, 21x, 31x AOG-09:154

models 41x and 61x AOG-09:157

MOSS DII function AOG-09:166, RLM-00:3-20

overview AOG-09:153

diskette with example configurations CSG-07:1-3

diskette, capacity INT-04:7-2

DISP instruction AOG-09:420

display

- additional CA information AOG-09:37
- airflow detector status AOG-09:243
- CA FRU level AOG-09:26
- CA IPL port AOG-09:216
- cataloged procedure AOG-09:409
- CCU information AOG-09:23
- CCU operating mode AOG-09:62
- CCU storage AOG-09:79, AOG-09:171
- channel adapter(s) AOG-09:15, AOG-09:29, AOG-09:32, AOG-09:34
- character control block (CCB) AOG-09:113
- CSP status AOG-09:325
- directory AOG-09:408
- EP/PEP AOG-09:113
- ESS line adapter(s) AOG-09:54
- ESS port(s) AOG-09:60
- frames AOG-09:21
- HPTSS line adapter(s) AOG-09:47
- HPTSS port(s) AOG-09:59
- I-SIT buffer or file AOG-09:321, AOG-09:327
- integration timer AOG-09:57
- LA FRU level AOG-09:27
- LIC FRU level AOG-09:28
- line adapter(s) AOG-09:40
- local store register AOG-09:79, AOG-09:171
- logon attempt counter AOG-09:264
- long (DLO) AOG-09:171
- LSSD AOG-09:20
- MCF history table AOG-09:228
- MOSS AOG-09:19
- MOSS DII function AOG-09:162, RLM-00:2-13
- MUX FRU level AOG-09:27
- password AOG-09:263
- port swap AOG-09:258
- port(s) AOG-09:55
- power information AOG-09:242
- register function, NCP AOG-09:94
- scheduled power ON data AOG-09:345
- storage function, EP AOG-09:119
- storage function, NCP AOG-09:93
- switch information AOG-09:25
- timed IPL on MOSS console AOG-09:162, RLM-00:2-13
- timed IPL on VTAM console RLM-00:2-12
- TRSS line adapter(s) AOG-09:52
- TRSS port(s) AOG-09:61
- TSS line adapter(s) AOG-09:42
- TSS port(s) AOG-09:56

display counters (ESS) AOG-09:176

display line parameters (ESS) AOG-09:175

display problems PDG-06:15-1

display station

3151 INT-04:7-4, INT-04:7-5

3161 INT-04:7-4, INT-04:7-5

display station (continued)

3163 INT-04:7-4, INT-04:7-5

3727 INT-04:7-4, INT-04:7-5

DLC configuration for service processor CSG-07:2-7, CSG-07:B-1

DLO function AOG-09:171

DLUR OV-07:2-7

DLUR parameters, configuring CCM-02:5-26

DMA bus description INT-04:5-7

DMA description INT-04:5-6

DMA size AOG-09:48

DSR integration timer AOG-09:48, AOG-09:57

DTE INT-04:1-1, INT-04:A-1

dump INT-04:8-3

facilities INT-04:8-6

storage, automatic INT-04:7-8

dump overlay AOG-09:152

dump transfer, NCP AOG-09:151, MPG-5A:16-4, MPG-5A:A-3, OV-07:4-12

dump, facilities INT-04:8-5

duplicate TIC3 addresses MPG-5A:6-4

duplicated and reliable components OV-07:6-3

E

EBCD INT-04:6-1

EBCDIC INT-04:5-11, INT-04:6-1

EC (engineering change)

install AOG-09:125

level of microcode AOG-09:235

ECC INT-04:5-6

EIA 232D, 366 INT-04:5-13

EIA-547 INT-04:5-15

EID AOG-09:175, INT-04:7-11

ELA INT-04:2-4, INT-04:5-1

ELD (event log display) AOG-09:179

BER relationship AOG-09:179

detail (BER detail) AOG-09:182

list (BER list) AOG-09:181

summary AOG-09:179

Emulation Program

See EP

enabling channel adapter AOG-09:70, BOG1-02:19

END instruction AOG-09:420

ENTER key BOG1-02:4

environments, operating CCM-02:1-1

EP INT-04:1-4, INT-04:6-2

display of storage function AOG-09:119

functions AOG-09:83

line test function AOG-09:104

sub-channel switching (MSLA) function AOG-09:121

EP/PEP

channel adapter reset function AOG-09:120

display of character control block

(CCB) AOG-09:113

line trace and scanner interface trace

(SIT) AOG-09:114

EP/PEP (continued)

- present status on channel function **AOG-09:117**
- erase
 - cataloged procedure **AOG-09:412**
 - I-SIT file **AOG-09:329**
- error code correction (ECC) **INT-04:2-1**
- error handling
 - highlights **INT-04:2-3**
 - in controller **INT-04:8-1, INT-04:8-7, INT-04:8-10**
 - in network **INT-04:8-7, INT-04:8-10**
 - maintenance **INT-04:8-11**
 - message **INT-04:8-2, INT-04:8-7**
 - problem determination **INT-04:7-6**
 - repair **INT-04:8-11**
 - with NCP or PEP **INT-04:8-1, INT-04:8-4, INT-04:8-7, INT-04:8-10**
 - with NetView **INT-04:8-4, INT-04:8-8**
 - with VTAM **INT-04:8-4, INT-04:8-10**
 - without NetView **INT-04:8-4, INT-04:8-7, INT-04:8-10**
- error messages **AOG-09:455**
- ES/9000 **AOG-09:38**
- ESC address range **AOG-09:37**
- ESCH **AOG-09:33**
- ESCL **AOG-09:33**
- ESCON
 - adapter components **MPG-5A:4-1**
 - attention delay timer **MPG-5A:3-10**
 - channel
 - adapter planning **MPG-5A:3-1**
 - adapter sharing **MPG-5A:3-1, MPG-5A:4-1**
 - adapters **MPG-5A:3-1, MPG-5A:4-1**
 - IOCP generation **MPG-5A:3-9**
 - MOSS-E definitions **MPG-5A:3-9**
 - NCP generation **MPG-5A:3-8**
 - channel adapter, sharing **MPG-5A:3-1, MPG-5A:4-1**
 - CHPID **MPG-5A:4-5**
 - configuring hardware **MPG-5A:3-2**
 - connectivity **OV-07:3-5**
 - Directors **MPG-5A:4-2**
 - disabling **BOG2-03:6-2**
 - dynamic definitions **MPG-5A:4-6**
 - host links **MPG-5A:4-6**
 - partitions **MPG-5A:4-6**
 - enabling **BOG2-03:6-2**
 - ESCON Director Extended Distance Feature **MPG-5A:4-2**
 - ESCON Directors **MPG-5A:4-3**
 - example 1 **MPG-5A:5-4**
 - example 2 **MPG-5A:5-5**
 - example 3 **MPG-5A:5-8**
 - example 4 **MPG-5A:5-13**
 - example 5 **MPG-5A:5-18**
 - Examples **MPG-5A:5-1**
 - examples for the ESCON generation assistant **MPG-5A:5-2**
 - features **OV-07:5-9**

ESCON (continued)

- fiber cable lengths **MPG-5A:4-2**
- gathering information for ESCON
 - configurations **MPG-5A:3-2**
 - Host link identification **MPG-5A:4-5**
 - invalid IOCP configuration example **MPG-5A:5-24**
 - links **MPG-5A:4-4**
 - configuration modes **MPG-5A:4-3**
 - maximum number
 - active stations **MPG-5A:4-1**
 - LU stations **MPG-5A:4-2**
 - performance tuning **MPG-5A:3-10, MPG-5A:3-11**
 - sharing a channel adapter **MPG-5A:3-1, MPG-5A:4-1**
 - station re-activation **MPG-5A:3-12**
 - virtual route pacing window size **MPG-5A:3-11**
- ESCON coupler configuration **CCM-02:5-9**
- ESCON station parameters **CCM-02:5-11**
- host link parameters **CCM-02:5-10**
- port parameters **CCM-02:5-9**
- ESCON Generation Assistant
 - EGA IOCP and NCP Output Files **MPG-5A:5-3**
 - installing **MPG-5A:3-8**
 - introducing **MPG-5A:3-2**
 - MOSS-E Upgrade and EGA 3.8 **MPG-5A:3-5**
- ESS (Ethernet)
 - description **INT-04:5-16**
 - display counters **AOG-09:176**
 - display line parameters **AOG-09:175**
 - interface display (EID) **AOG-09:175**
 - line adapter display **AOG-09:54**
 - overview **INT-04:3-2**
 - port display **AOG-09:60**
- Ethernet **INT-04:1-1, MPG-5A:7-1**
 - address database **MPG-5A:7-1**
 - bridge **MPG-5A:F-35**
 - bridge connection box **MPG-5A:F-35**
 - cables for port **MPG-5A:F-36**
 - components, position of in Controller Expansion **MPG-5A:F-36**
 - configuration examples **MPG-5A:8-1**
 - Ethernet to Ethernet **MPG-5A:8-3**
 - Host connection **MPG-5A:8-2**
 - configuration management **MPG-5A:7-2**
 - connectivity **MPG-5A:8-1**
 - information field length **MPG-5A:7-1**
 - learning process **MPG-5A:7-1**
 - maximum addresses **MPG-5A:7-1**
 - maximum configuration **MPG-5A:F-37**
 - number of ports calculation **MPG-5A:8-3**
 - port **MPG-5A:8-1**
 - port specifications **MPG-5A:F-35**
 - promiscuous mode **MPG-5A:7-1**
 - protocols and interfaces **MPG-5A:7-1**
 - SNMP parameters **MPG-5A:7-2**
 - TIC3 **MPG-5A:8-1**
 - Token-Ring Multi-Station Access Unit **MPG-5A:F-35**

Ethernet LAN adapter

See ELA

Ethernet LAN attachment cable

plugging in CIG-09:1-7, CIG-09:2-4, CIG-09:3-9

unplugging CIG-09:1-7, CIG-09:2-4, CIG-09:3-9

Ethernet problems PDG-06:11-1

Ethernet-type LAN INT-04:1-2

Ethernet-type LAN network INT-04:5-16

event log display (ELD) AOG-09:179

event report, MOSS INT-04:5-17, INT-04:8-2

evolution, communication controller BOG2-03:1-1,
OV-07:1-1

example configurations diskette CSG-07:1-3

examples

Ethernet to Ethernet MPG-5A:8-3

host connection, Ethernet MPG-5A:8-2

examples of CPP creation AOG-09:441

executing a cataloged procedure AOG-09:414

Expansion Unit Model A11 INT-04:3-3, INT-04:5-2

Expansion Unit Model A12 INT-04:3-3, INT-04:5-3

Expansion Unit Model L13 INT-04:3-3, INT-04:5-3

Expansion Unit Model L14 INT-04:3-3, INT-04:5-3

Expansion Unit Model L15 INT-04:3-3, INT-04:5-3

export/import a configuration CCM-02:4-2

F

F keys BOG1-02:4, BOG2-03:2-10

failure, service processor

recovering from BOG2-03:9-7

fallback AOG-09:65, AOG-09:67, BOG2-03:7-1,
INT-04:4-2, INT-04:7-9, INT-04:7-10

function (FBK) AOG-09:183

in twin-backup mode AOG-09:183, BOG1-02:29

in twin-standby mode AOG-09:183, BOG1-02:31

NCP not preloaded in standby CCU BOG1-02:33

NCP preloaded in standby CCU BOG1-02:31

fast fallback AOG-09:66, AOG-09:183

fast multiple PFC-02:4-2

FBK function AOG-09:183

features

16 MB storage OV-07:5-1

3745 Models A OV-07:5-1

3746-900 OV-07:5-4

3746-950 OV-07:5-4

active remote connector OV-07:5-8

communication line adapter OV-07:5-7

controller bus coupler OV-07:5-12

controller expansion OV-07:5-12

ESCON channel adapter OV-07:5-9

ethernet attachment OV-07:5-11

expansion enclosure 1 OV-07:5-11

expansion enclosure 2 OV-07:5-11

Internet Protocol OV-07:5-13

line connection box expansion feature OV-07:5-8

line interface coupler type 11 OV-07:5-7

features (continued)

line interface coupler type 12 OV-07:5-7

line interface coupler type 16 OV-07:5-7

network node base upgrade OV-07:5-11

network node control OV-07:5-12

network node processor memory

expansion OV-07:5-12

power supply OV-07:5-12

service processor OV-07:5-11

service processor (MOSS-E) OV-07:5-1

service processor memory expansion OV-07:5-13

service processor upgrade OV-07:5-11

side covers OV-07:5-12

token-ring adapter OV-07:5-10

X.25 support OV-07:5-13

Fiber-Optic Channel Extender Link INT-04:5-8

file I-SIT buffer onto disk AOG-09:321, AOG-09:329

file menu CCM-02:3-1

format diskette AOG-09:123, AOG-09:140

FP parameters, configuring CCM-02:5-26

frame relay

compatibilities of 3745 and 3746-900 MPG-5A:13-11

functions supported MPG-5A:13-3

general description MPG-5A:13-1

frame-relay

BAN OV-07:2-4

boundary access node (BAN) MPG-5A:13-5

networking OV-07:2-3

frame-relay DCLIs, maximum MPG-5A:9-2

freeze internal trace AOG-09:321

FRU level display

channel adapter AOG-09:26

LIC AOG-09:28

line adapter AOG-09:27

MUX AOG-09:27

functions

3745 models A BOG2-03:C-1

3745 MOSS console BOG2-03:C-1

3745 operation management BOG2-03:C-2

3745 problem management BOG2-03:C-2

3746-900 BOG2-03:C-2

APPN management BOG2-03:C-4

area BOG1-02:3

change management BOG2-03:C-4, BOG2-03:C-5

configuration management BOG2-03:C-3,

BOG2-03:C-5

MOSS-E BOG2-03:2-7

NNP management BOG2-03:C-4

on screen BOG1-02:3

operation management BOG2-03:C-3, BOG2-03:C-5

PE BOG2-03:C-4, BOG2-03:C-6

pending BOG1-02:3, BOG2-03:2-10

performance management BOG2-03:C-4

problem management BOG2-03:C-3, BOG2-03:C-5

service processor BOG2-03:C-4

G

gap tuning, interframe **MPG-5A:14-8**
generation of NCP **RLM-00:3-6**
get I-SIT buffer from scanner **AOG-09:321, AOG-09:326**
GOTO instruction **AOG-09:417**
ground leakage current **MPG-5A:F-28**
group name **MPG-5A:C-26**

H

HALT instruction **AOG-09:417, AOG-09:418**
hardware
 recommendations for DCAF **CSG-07:1-5, OV-07:4-11**
 recommendations for Telnet **CSG-07:9-2, OV-07:4-12**
 requirements for DCAF **CSG-07:1-5, OV-07:4-11**
 requirements for Telnet **CSG-07:9-2, OV-07:4-12**
Hardware Central Service
 See HCS
hardware requirements, **CCM-02:1-2**
Hardware Support Center
 See HSC
HCS **INT-04:8-11, INT-04:8-12**
HDLC **INT-04:A-6**
header information **CCM-02:2-2**
help menu **CCM-02:3-3**
hex code display (on control panel) **PDG-06:3-1**
High-Performance Routing (HPR) **OV-07:2-8**
high-performance transmission subsystem
 See HPTSS
high-speed buffer **INT-04:5-1, INT-04:5-2**
 description **INT-04:5-6**
high-speed data transfer **AOG-09:38**
high-speed scanner
 See HSS
high-speed scanner adapter cable
 plugging in **CIG-09:2-8**
 unplugging **CIG-09:2-8**
highlights, controller **INT-04:1-1**
host
 attachment **INT-04:1-1**
 types of **INT-04:5-8**
host messages **PDG-06:2-1**
hot keys **BOG2-03:2-17, CSG-07:1-1**
hot standby
 See fast fallback
HPR **OV-07:2-8**
HPTSS
 cable add **AOG-09:49**
 cable delete **AOG-09:49**
 cable replace **AOG-09:49**
 description **INT-04:5-15**
 interfaces **INT-04:5-15**
 line adapter display/update **AOG-09:47**
 line update **AOG-09:49**
 overview **INT-04:3-2**

HPTSS (continued)

port display **AOG-09:59**
wrap tests **AOG-09:347**
HSC **INT-04:8-12**
HSS **INT-04:3-2, INT-04:5-11, INT-04:5-15**

I

I-SIT

canceling **AOG-09:324**
displaying **AOG-09:325, AOG-09:327**
erasing **AOG-09:329**
filing **AOG-09:329**
freezing **AOG-09:324**
getting **AOG-09:326**
restrictions **AOG-09:321**
resuming **AOG-09:324**
starting **AOG-09:322**

I-step

reset I-step **AOG-09:279**
set I-step **AOG-09:319**

I/O error alert **AOG-09:35**

IBM

communication controller family **OV-07:1-1**
service support **OV-07:4-5**

IBM 5858 modem **CSG-07:13-1**

IBM 7855 modem setting **CSG-07:6-9**

IBM 7857 modem setting **CSG-07:6-10**

IBM PC as 3745 console **CSG-07:11-6**

IBM PS/2 as 3745 console **CSG-07:10-6, CSG-07:11-7**

ICF **INT-04:A-1**

icons, coupler **CCM-02:2-2**

identification

3745 LIC **CIG-09:1-20, CIG-09:2-15**

3746-900 LIC **CIG-09:3-8**

ARC assembly A or B **CIG-09:3-17, CIG-09:3-23**

ARC cables **CIG-09:3-20, CIG-09:3-25**

ARC physical interfaces **CIG-09:3-20, CIG-09:3-25**

LCB types **CIG-09:3-13**

IL3 function **AOG-09:187**

IML

from the 3745 control panel **BOG1-02:69, BOG2-03:8-4**

from the 3746-900 control panel **BOG2-03:8-9**

from the service processor **AOG-09:190, BOG2-03:8-1**

line adapter **BOG1-02:40, BOG2-03:8-2**

MOSS **BOG1-02:39, BOG1-02:69, BOG2-03:8-4**

MOSS from operator console **AOG-09:189**

scanner **AOG-09:191, BOG1-02:40, BOG2-03:8-2, CIG-09:5-17**

IMS function **AOG-09:191**

indicator problems **PDG-06:15-1**

information area **CCM-02:2-2**

information field length, Ethernet **MPG-5A:7-1**

- initial loading
 - See diskette management
 - See remote initial loading
- initialization
 - CCU INT-04:7-6
 - channel adapter INT-04:7-6
 - controller INT-04:7-11
 - MOSS INT-04:7-6
 - scanner INT-04:7-6
- initialize diskette AOG-09:123, AOG-09:140
- INOP message INT-04:8-7, INT-04:8-8, INT-04:8-10
- install EC AOG-09:125
- installation diskettes, creating CCM-02:1-3
- installation sheet explanations
 - 3745 high-speed lines MPG-5A:C-25
 - cables for the 3745 MIG-00:11-3, MPG-5A:C-15
 - cross system links and line group
 - information MIG-00:11-2, MPG-5A:C-14
 - ethernet adapters (3745 base frame) MPG-5A:C-25
 - LCBs and ARCs MPG-5A:C-8
 - LIC types 1 to 4 MPG-5A:C-16
 - LIC types 5 and 6 MIG-00:11-1, MPG-5A:C-16
 - low- and medium speed lines, high speed lines,
 - token-ring networks (3746-900) MPG-5A:C-2
 - low- and medium-speed lines (3745 and 3746 L13 to L15) MPG-5A:C-12
 - token-ring adapters (3745 base
 - frame) MPG-5A:C-25
- installation, 3745/3746 INT-04:5-4
- installing
 - 3745 LIC cable CIG-09:1-18, CIG-09:2-13
 - 3746-900 LIC cable CIG-09:3-8
 - a controller BOG2-03:2-6
 - APPN-attached DCAF remote
 - workstation CSG-07:8-2
 - ARC CIG-09:3-17, CIG-09:3-23
 - ARC cable CIG-09:3-21, CIG-09:3-23
 - communications manager/2 CSG-07:2-2
 - DCAF
 - program CSG-07:2-4
 - session CSG-07:2-1
 - LAN-attached (APPC-type) DCAF remote
 - workstation CSG-07:5-2
 - LCB CIG-09:3-12, CIG-09:3-16
 - modem-attached DCAF remote
 - workstation CSG-07:6-2
 - SNA-attached DCAF remote
 - workstation CSG-07:7-2
 - TCP/IP
 - attached DCAF remote workstation CSG-07:4-2
 - attached Telnet workstation CSG-07:9-1
 - program CSG-07:2-6
 - TIC2 cable CIG-09:1-11, CIG-09:2-7
 - TIC3 cable CIG-09:3-5
- installing CCM CCM-02:1-3
 - service processor environment CCM-02:1-3

- installing CCM (*continued*)
 - stand-alone environment CCM-02:1-3
- Integrated Services Digital Network (ISDN)
 - Advantages MPG-5A:15-1
 - Architecture MPG-5A:15-1
 - Defined MPG-5A:15-1
 - Definitions MPG-5A:15-3
 - NCP Connections MPG-5A:15-2
 - SNA Connectivity MPG-5A:15-2
- integrating
 - initial installation CIG-09:5-5
 - later modification CIG-09:5-5, MIG-00:3-1
- integration
 - 3745 MPG-5A:16-1
 - controller
 - procedures for MOSS CIG-09:5-5, MIG-00:3-1
 - service processor MPG-5A:16-6, MPG-5A:A-3
- integration timer AOG-09:48, AOG-09:57
- integration, network characteristics INT-04:5-4
- interface status AOG-09:69
- interfaces
 - CCITT V.20 INT-04:5-13
 - CCITT V.24 INT-04:5-13
 - CCITT V.25 INT-04:5-13
 - CCITT V.25 bis INT-04:5-13, INT-04:B-1
 - CCITT V.35 INT-04:5-15
 - CCITT X.21 INT-04:5-13, INT-04:5-15
 - EIA 232D INT-04:5-13
 - EIA RS 366 INT-04:5-13
 - EIA-547 INT-04:5-15
 - IEEE 802.3 INT-04:5-16
- interframe gap tuning MPG-5A:12-1, MPG-5A:14-8
- internal trace
 - canceling AOG-09:324
 - displaying AOG-09:325, AOG-09:327
 - erasing AOG-09:329
 - filling AOG-09:329
 - freezing AOG-09:324
 - getting AOG-09:326
 - restrictions AOG-09:321
 - resuming AOG-09:324
 - starting AOG-09:322
- internal wrap test AOG-09:355, AOG-09:366, AOG-09:367
- internet protocol routing OV-07:2-6
- INTERRUPT key BOG1-02:4
- IOC
 - reset IOC errors AOG-09:277
 - stop on IOC check AOG-09:317
- IOC bus INT-04:5-1, INT-04:5-2
 - description INT-04:5-7
- IP
 - command access BOG2-03:10-6
 - command navigation BOG2-03:10-7
- IP routing OV-07:2-6

IPL

3745 AOG-09:193
automatic INT-04:6-6, INT-04:7-8, INT-04:8-3
check AOG-09:394, PDG-06:8-17
complete AOG-09:394, PDG-06:8-17
complete + errors AOG-09:394, PDG-06:8-17
from control panel
 in disk mode BOG1-02:45
 in diskette mode BOG1-02:67
from manual power ON BOG1-02:45
from operator console AOG-09:193, BOG1-02:21
 information displayed BOG1-02:25
 single mode BOG1-02:21
 twin-backup mode BOG1-02:23
 twin-dual mode BOG1-02:23
 twin-standby mode BOG1-02:23
from service processor BOG2-03:5-1
from the host BOG1-02:65
 scheduled in 3745 BOG1-02:66
 with automatic power ON BOG1-02:65
information (models 1xx, 21x, 31x) AOG-09:144
information (models 41x and 61x) AOG-09:145
link AOG-09:213
manual INT-04:7-8
messages BOG2-03:5-6
MSA fields AOG-09:392
port (define link) AOG-09:217
port (delete) AOG-09:222
port characteristics (HPTSS) AOG-09:221
port characteristics (TSS) AOG-09:218
port display AOG-09:216
ports AOG-09:213
single-CCU configuration AOG-09:193
timed RLM-00:1-1, RLM-00:2-1
twin-backup mode AOG-09:197
twin-dual mode AOG-09:195
twin-standby mode AOG-09:199
IPL ports
 3745 CIG-09:5-16
 3746-900 CIG-09:5-17
IPL problems
 channel-attached PDG-06:8-1
 link-attached PDG-06:8-5
 MSA fields PDG-06:8-15
IPLing the service processor BOG2-03:2-17
ISDN
 basic rate interface (BRI) MPG-5A:9-8
 direct call MPG-5A:9-9
 LIC16 MPG-5A:9-5
 primary rate interface (PRI) MPG-5A:9-8
 terminal adapter MPG-5A:9-6
ISDN connectivity OV-07:2-3

K

keyboard terminology BOG1-02:4, BOG2-03:2-10
keyword
 ACTION=RENAME RLM-00:3-10
 ACTION=SETTIME RLM-00:2-5
 IPLTIME=(mm/dd/yy, hh:mm) RLM-00:2-5
 IPLTIME=CANCEL RLM-00:2-8
 LOADMOD=xxxxxxx RLM-00:2-7
 NOTIFY=xxxx RLM-00:2-7

L

L xmit level PFC-02:4-3
LAN INT-04:1-1, INT-04:5-16
 management and the service
 processor MPG-5A:16-8
 management definition and the service
 processor MPG-5A:A-3
 use of service processor LAN for user
 stations MPG-5A:16-7
LAN bridge MPG-5A:7-1
LAN-attached (APPC-type) DCAF
 workstation BOG2-03:2-15, CSG-07:1-2, CSG-07:5-1,
 OV-07:4-11
later modification, integrating a CIG-09:5-5, MIG-00:3-1
LCB
 areas MPG-5A:9-13
 details MPG-5A:9-9
 grounding CIG-09:3-15
 installation CIG-09:3-12
 locations CIG-09:3-2, MPG-5A:9-10
 types CIG-09:3-13, MPG-5A:9-10
 voltage grounding MPG-5A:F-26
LCS codes AOG-09:306, AOG-09:373
learning how to configure CCM-02:5-1
learning process, Ethernet MPG-5A:7-1
level (required)
 3745 engineering change RLM-00:1-2
 MVS/ESA OV-07:5-17, RLM-00:1-2
 NETDA/2 OV-07:5-18
 NetView OV-07:5-17, RLM-00:1-2
 NetView Performance Monitor OV-07:5-18
 NTune OV-07:5-18
 TPF OV-07:5-17
 VM/ESA OV-07:5-17, RLM-00:1-2
 VSE/ESA OV-07:5-17, RLM-00:1-2
 VTAM OV-07:5-17, RLM-00:1-2
level 2 display codes AOG-09:111
level threshold PFC-02:4-4
LIB identification MIG-00:11-4
LIC
 access INT-04:2-2, INT-04:5-12, INT-04:5-15
 add AOG-09:44
 attachment INT-04:3-3, INT-04:5-1, INT-04:5-3
 automatic wrap test on AOG-09:365

LIC (continued)

- characteristics **INT-04:5-13**
- configuration
- delete **AOG-09:44**
- FRU level display **AOG-09:28**
- level wrap (LIC1 to LIC4) **AOG-09:350**
- level wrap (LIC5 or LIC6) **AOG-09:350**
- removal, addition, change **INT-04:5-5**
- replace **AOG-09:44**
- type **AOG-09:28, AOG-09:43**
- type 1, 3, 4A, 4B **INT-04:5-13**
- unit **INT-04:3-3**
- wrap test **AOG-09:365, AOG-09:366, AOG-09:367**

LIC 5

- analog test (key 8) **MIG-00:4-7**
- background status (exit key) **MIG-00:6-18**
- broadcast full speed change (remote) **MIG-00:6-12**
- characteristics **MIG-00:10-1**
- configuration **MIG-00:3-2**
- digital test (key 9) **MIG-00:4-10**
- disconnecting a remote SNBU LIC (key E) **MIG-00:6-16**
- line weights **MIG-00:10-1**
- local configuration summary display (erase key) **MIG-00:6-17**
- local self-test (key 0) **MIG-00:4-2**
- local speed change (key 2) **MIG-00:6-6**
- local status (key 1) **MIG-00:6-1**
- loopback test (key F) **MIG-00:4-11**
- PKD functions and test procedures **MIG-00:4-1**
- remote backup speed change (key A) **MIG-00:6-12**
- remote contact sense/operate facility (key B 703, B 704, B 705) **MIG-00:6-14**
- remote full-speed change (key 6) **MIG-00:6-11**
- remote self-test (key 4) **MIG-00:4-6**
- remote status (key 5) **MIG-00:6-7**
- self-test with wrap **MIG-00:4-4**
- self-test without wrap **MIG-00:4-2**
- single LIC speed change (remote) **MIG-00:6-11, MIG-00:6-13**
- tone test - 1004 hz (key B 730) **MIG-00:4-11**

LIC 5 messages **PDG-06:9-41**

LIC 6

- background status (exit key) **MIG-00:6-20**
- characteristics **MIG-00:10-1**
- configuration **MIG-00:3-7**
- digital test (key 9) **MIG-00:5-4**
- line weights **MIG-00:10-1**
- local configuration summary display (erase key) **MIG-00:6-19**
- local self-test (key 0) **MIG-00:5-1**
- loopback test (key F) **MIG-00:5-5**
- PKD functions and test procedures **MIG-00:5-1**
- self-test with wrap **MIG-00:5-2**
- self-test without wrap **MIG-00:5-1**

LIC 6 messages **PDG-06:9-49**

LIC identification **AOG-09:376, PDG-06:C-1**

LIC problems

- LIC 1 to LIC 4 **PDG-06:9-2**

- LIC 5 **PDG-06:9-31**

- LIC 6 **PDG-06:9-44**

LIC11 **MPG-5A:9-4**

- ISDN terminal adapter **MPG-5A:9-6**

LIC12 **MPG-5A:9-5**

- ISDN terminal adapter **MPG-5A:9-6**

LIC16 **MPG-5A:9-5**

LID **AOG-09:203, INT-04:7-11**

line

- adapter type **AOG-09:40**

- interface display (LID) **AOG-09:203**

- parameters **AOG-09:204**

- protocol **AOG-09:204**

- speed **AOG-09:204**

- test function **AOG-09:86, AOG-09:104**

- trace **AOG-09:114**

- type **AOG-09:204**

line adapter

- in HPTSS (See also high-speed

- scanner) **INT-04:3-2, INT-04:5-1, INT-04:5-11,**

- INT-04:5-15**

- in TRSS (See also token-ring adapter) **INT-04:3-2,**

- INT-04:5-1, INT-04:5-11, INT-04:5-16**

- in TSS (See also low-speed scanner) **INT-04:3-2,**

- INT-04:5-1, INT-04:5-11**

line adapter display/update **AOG-09:40**

- ESS **AOG-09:54**

- HPTSS **AOG-09:47**

- TRSS **AOG-09:52**

- TSS **AOG-09:42**

line connection box expansion feature **OV-07:5-8**

line interface coupler

- See also LIC

- 3745 LIC **CIG-09:1-18, CIG-09:2-13**

- 3745 LIC cable **CIG-09:1-18, CIG-09:2-13**

- 3746-900 identification **CIG-09:3-8**

- 3746-900 location **CIG-09:3-2**

- cable, plug in or unplug **MIG-00:1-3, MIG-00:2-2**

- CLP characteristics **CIG-09:B-1**

- install **MIG-00:1-3, MIG-00:2-2**

- install 3745 LIC **CIG-09:1-18, CIG-09:2-13**

- LIC attachment cables on 3746-900 **MPG-5A:F-29**

line weights

- calculation **MPG-5A:11-2**

- LIC1 **MPG-5A:11-3**

- LIC3 **MPG-5A:11-3**

- LIC4A **MPG-5A:11-3**

- LIC4B **MPG-5A:11-3**

- LIC5 **MPG-5A:11-4**

- LIC6 **MPG-5A:11-4**

- low-speed scanners **MPG-5A:11-1**

- mixing one-port and four-port LICs **MPG-5A:11-5**

- mixing one-port and two-port LICs **MPG-5A:11-5**

line interface coupler (*continued*)

- LSS characteristics **CIG-09:A-1, MPG-5A:11-1**
- plugging in 3746-900 LIC cable **CIG-09:3-7**
- remove **MIG-00:1-3, MIG-00:2-2**
- remove 3745 LIC **CIG-09:1-18, CIG-09:2-13**
- test procedures **MIG-00:5-1**
- type 11 **OV-07:5-7**
- type 12 **OV-07:5-7**
- type 16 **OV-07:5-7**
- unplugging 3746-900 LIC cable **CIG-09:3-7**
- line port swapping **INT-04:8-4**
- line problems **PDG-06:9-1**
 - with ESS (Ethernet) **PDG-06:11-1**
 - with HSS (high speed scanner) **PDG-06:10-1**
 - with LIC 1 to LIC 4 **PDG-06:9-2**
 - on all lines **PDG-06:9-2**
 - on one line only **PDG-06:9-8**
 - with LIC 5 **PDG-06:9-31**
 - with LIC 6 **PDG-06:9-44**
 - with LSS (low speed scanner) **PDG-06:9-1**
- line weight **INT-04:5-12**
 - calculation **CIG-09:A-1, MIG-00:10-1**
 - communication line processor **CIG-09:B-4**
 - LIC 1 **CIG-09:A-2**
 - LIC 11 **CIG-09:B-4**
 - LIC 12 **CIG-09:B-4**
 - LIC 3 **CIG-09:A-2**
 - LIC 4A **CIG-09:A-2**
 - LIC 4B **CIG-09:A-2**
 - LIC 5 **MIG-00:10-1**
 - LIC 6 **MIG-00:10-1, MIG-00:10-2**
 - low-speed scanners **CIG-09:A-1**
 - mixing one-port and four-port LICs **CIG-09:A-3**
 - mixing one-port and two-port LICs **MIG-00:10-3**
- link IPL port **AOG-09:213**
 - characteristic **AOG-09:218, AOG-09:221**
 - HPTSS **AOG-09:221**
 - TSS **AOG-09:218**
 - common options **AOG-09:223**
 - defining **AOG-09:217**
 - deleting **AOG-09:222**
 - trace **AOG-09:217**
- Link Problem Determination Aid
 - See LPDA
- link test **INT-04:8-5**
 - function **AOG-09:297**
 - load stand-alone program **AOG-09:297, AOG-09:303**
 - requester (LTQ) **AOG-09:297**
 - responder (LTS) **AOG-09:303**
- list
 - new MCFs **AOG-09:230**
 - old MCFs **AOG-09:230**
- LIU identification **MIG-00:11-3**
- LKP function **AOG-09:213, AOG-09:217**
 - trace **AOG-09:217**

load module

- active **AOG-09:152**
- dump overlay **AOG-09:152**
- generation date **AOG-09:143**
- information **AOG-09:151**
- rename **AOG-09:151, AOG-09:165, RLM-00:1-1, RLM-00:3-1, RLM-00:3-2**
- save date **AOG-09:143**
- load Network Control Program **CIG-09:5-17**
- load, automatic (3745) **AOG-09:152**
- loading 3746-900 microcode **MPG-5A:16-4**
- loading problems
 - channel-attached **PDG-06:8-1**
 - link-attached **PDG-06:8-5**
- local area network
 - See Ethernet-type LAN
 - See LAN
 - See token-ring network
- local console **BOG1-02:15**
- local console connection (3745) **CSG-07:D-1**
- local console password **AOG-09:260**
- local console problems **PDG-06:6-1**
- local modem wrap test **AOG-09:365, AOG-09:366, AOG-09:367**
- local store register display **AOG-09:79, AOG-09:171**
- locating
 - 3745 console connectors **CSG-07:C-1**
 - 3745 LIC **CIG-09:1-2, CIG-09:2-2**
 - 3746-900 LIC **CIG-09:3-2**
 - ARC **CIG-09:3-2**
 - LCB **CIG-09:3-2**
 - TIC3 **CIG-09:3-2**
- logmode table, VTAM **CSG-07:7-11**
- logoff (MOSS-E) **BOG2-03:2-4**
- logoff (MOSS) **BOG1-02:4, BOG2-03:2-10**
- logon
 - from alternate console **BOG1-02:13**
 - from DCAF remote workstation **CSG-07:3-1**
 - from local console **BOG1-02:13**
 - from remote console **BOG1-02:16**
 - from Telnet remote workstation **CSG-07:9-2**
 - MOSS **BOG1-02:13**
 - MOSS-E **BOG2-03:2-3**
- logon attempt counters **AOG-09:264**
- Logrec **INT-04:8-7, INT-04:8-8, INT-04:8-10**
- LOOP instruction **AOG-09:419**
- low-entry networking parameters,
 - configuring **CCM-02:5-27**
- low-speed scanner
 - See LSS
- low-speed scanners, line weights
- LPDA-2 **PFC-02:4-3**
- LSS **INT-04:3-2**
 - design **INT-04:5-11**
 - LIC connection **INT-04:5-11**

LSS line weight **CIG-09:A-1**
LSSD **AOG-09:20**
LTQ function **AOG-09:297**
LTS function **AOG-09:303**

M

MAC (media access control)

Ethernet **MPG-5A:7-1**

machine

menu **BOG2-03:2-7**

status area **BOG2-03:2-10**

type **BOG2-03:2-10**

machine level table (MLT) **AOG-09:235**

machine status area (MSA) **AOG-09:385, BOG1-02:3**

machine type **AOG-09:385, BOG1-02:3**

main window, CCM **CCM-02:2-1, CCM-02:2-2**

mainstream path **MPG-5A:17-3**

maintenance

concurrent **INT-04:2-1, INT-04:8-12, OV-07:6-3**

highlights **INT-04:8-11**

remote **INT-04:8-12**

upgrade **INT-04:2-1**

via HCS **INT-04:8-11**

via HSC **INT-04:8-11**

maintenance and operator subsystem

See MOSS

maintenance password **AOG-09:261**

maintenance password status **MPG-5A:16-15**

major mode definitions

DCAF remote workstation **CSG-07:7-12**

DCAF target service processor **CSG-07:7-12**

management menu **CCM-02:3-2**

management password **AOG-09:260, BOG2-03:10-6,**

BOG2-03:C-5

managing with CCM **CCM-02:6-1**

deactivate a selected port, normal

mode **CCM-02:6-3**

normal mode, deactivate port **CCM-02:6-3**

port, deactivate in normal mode **CCM-02:6-3**

managing, ports **CCM-02:6-1**

activate/deactivate **CCM-02:6-2**

details of a port **CCM-02:6-2**

port list **CCM-02:6-1**

resource list **CCM-02:6-2**

managing, stations **CCM-02:6-5**

activate/deactivate **CCM-02:6-6**

session list **CCM-02:6-6**

station details **CCM-02:6-6**

station list **CCM-02:6-5**

maximum

active CLP physical units (PUs) **MPG-5A:9-3**

active resources **MPG-5A:9-14**

active user sessions (SDLC lines) **MPG-5A:9-3**

addresses on Ethernet **MPG-5A:7-1**

Ethernet configuration **MPG-5A:F-37**

maximum (*continued*)

frame-relay DCLIs **MPG-5A:9-2**

PUs, maximum active for SDLC **MPG-5A:9-3**

maximum number **MPG-5A:13-12**

active token-ring physical units (PUs) per

TRP **MPG-5A:6-2**

Network Design Analysis (NETDA/2) **MPG-5A:13-13**

resources supported per CLP for frame

relay **MPG-5A:13-12**

token-ring logical units **MPG-5A:6-2**

MCF (microcode fix)

applied after EC install **AOG-09:131**

apply **AOG-09:226, AOG-09:229**

display **AOG-09:226**

display (new MCFs) **AOG-09:230**

display (old MCFs) **AOG-09:230**

function **AOG-09:225**

history table **AOG-09:226, AOG-09:228**

information **AOG-09:235**

restore **AOG-09:226, AOG-09:230**

transfer **AOG-09:226**

transfer from diskette **AOG-09:231**

transfer from MOSS-E disk **AOG-09:233**

upgrade **AOG-09:229**

media access control bridge **MPG-5A:7-1**

media filter, token-ring **MPG-5A:F-71**

menu **CCM-02:2-1**

3745 models A **BOG2-03:2-12, BOG2-03:C-1**

3746-900 **BOG2-03:C-2**

close **BOG2-03:2-5**

machine **BOG2-03:2-7**

menu 1 functions **BOG1-02:8**

menu 2 functions **BOG1-02:9**

MOSS-E **BOG2-03:2-7**

open **BOG2-03:2-5**

pull-down **BOG2-03:2-5**

service processor **BOG2-03:C-4**

menus, CCM **CCM-02:3-1**

configuration **CCM-02:3-1**

file **CCM-02:3-1**

help **CCM-02:3-3**

management **CCM-02:3-2**

options **CCM-02:3-2**

message area **BOG1-02:3, BOG2-03:2-10**

message, error

See error handling, message

messages **AOG-09:455**

microcode

See also MCF

backing up **BOG2-03:9-7**

change **AOG-09:123**

fix **AOG-09:123**

fix apply **AOG-09:131**

management **OV-07:6-2**

MOSS **INT-04:7-2, INT-04:7-6, INT-04:8-3**

restore **AOG-09:230**

microcode (*continued*)

- saving **BOG2-03:9-5**
- scanner **INT-04:7-2, INT-04:8-3**
- upgrade **AOG-09:229**
- microcode download, set automatic option **MPG-5A:A-5**
- microprocessor
 - channel adapter **INT-04:5-8**
 - MOSS **INT-04:7-2**
 - scanner **INT-04:5-11**
- minimum
 - 3746-900/950 configuration **OV-07:5-2**
 - DCAF workstation configuration **CSG-07:1-4**
 - Telnet workstation configuration **CSG-07:9-2**
- mixed-media multilink transmission groups **MPG-5A:6-3**
- mixing line interface coupler **CIG-09:A-3, MIG-00:10-3, MPG-5A:11-5**
- MLT **AOG-09:235, INT-04:7-11, INT-04:8-5**
- MLTG **OV-07:2-9**
- mode
 - CCITT **PFC-02:4-1**
 - digital data service **PFC-02:5-1**
 - limited distance modem **PFC-02:5-1**
 - native **PFC-02:4-1**
- mode and COS parameters, configuring **CCM-02:5-28**
- model
 - upgrade **MPG-5A:1-5**
- models, 3745 and 3746 **INT-04:3-3**
- modem
 - See also DCE*
 - 5841 **INT-04:7-4**
 - 5842 **INT-04:7-4, INT-04:7-6**
 - 5853 **INT-04:7-4**
 - 5858 setting **CSG-07:13-1**
 - 7855 setting **CSG-07:6-9**
 - 7857 setting **CSG-07:6-10**
 - configuration **CSG-07:6-9**
 - RSF **MPG-5A:19-3**
 - service processor **MPG-5A:16-6**
- modem-attached DCAF workstation **BOG2-03:2-16, CSG-07:1-3, CSG-07:6-1, OV-07:4-11**
- modem-level wrap (HSS) **AOG-09:356**
- modem-level wrap (LIC 1 to LIC 4) **AOG-09:353**
- modem-level wrap (LIC 5 or LIC 6) **AOG-09:354**
- modify a cataloged procedure **AOG-09:412**
- modify a configuration **CCM-02:4-2**
- modify push button **CCM-02:5-5, CCM-02:5-6**
- MOF function **AOG-09:237**
- MON function **AOG-09:239**
- MOSS
 - adapters **INT-04:7-1**
 - alone **AOG-09:12, AOG-09:237, AOG-09:239**
 - CCU reconfiguration **INT-04:7-9**
 - CCU selection **AOG-09:168, RLM-00:3-23**
 - components **INT-04:5-2**
 - DII function **AOG-09:166, RLM-00:3-20**
 - display **AOG-09:19**

MOSS (*continued*)

- functions **AOG-09:1**
- IML **AOG-09:189**
- initialization **INT-04:7-6**
- integration procedures **CIG-09:5-5, MIG-00:3-1**
- off-line **AOG-09:237, AOG-09:239**
- on-line **AOG-09:237, AOG-09:239, CIG-09:5-20, MIG-00:3-13**
- overview **INT-04:3-2**
- rename load module **AOG-09:167, RLM-00:3-22**
- screen layout **BOG2-03:2-9**
- selecting functions **BOG1-02:5, BOG2-03:2-11**
- status
 - timed IPL information **AOG-09:162, RLM-00:2-13**
 - upgrade **AOG-09:13**
- MOSS inop is on **PDG-06:14-1**
- MOSS-E
 - backing up the microcode **BOG2-03:9-7**
 - basic window **BOG2-03:2-1**
 - database optimization **MPG-5A:16-2, MPG-5A:A-1**
 - definitions for ESCON channels **MPG-5A:3-9**
 - functions **BOG2-03:2-7**
 - list of functions **BOG2-03:C-1**
 - Log Off **BOG2-03:2-4**
 - Log On **BOG2-03:2-3**
 - menus **BOG2-03:2-7**
 - MOSS-E Upgrade and EGA 3.8 **MPG-5A:3-5**
 - password **BOG2-03:2-2**
 - password organization **MPG-5A:16-14**
 - passwords **MPG-5A:16-13**
 - problem **BOG2-03:2-17**
 - saving the microcode **BOG2-03:9-5**
 - task list **BOG2-03:2-7**
- MSA (machine status area)
 - address compare function (AC) **AOG-09:389**
 - branch trace (BT) function **AOG-09:387**
 - BYP-CCU-CHK **AOG-09:389**
 - BYP-IOC-CHK **AOG-09:389**
 - CCU CHECK MODE **AOG-09:389**
 - CCU information **AOG-09:386**
 - CCU MODE **AOG-09:386**
 - CCU X'71' output register **AOG-09:387**
 - CCU X'72' output register **AOG-09:389**
 - CLOSED **AOG-09:397, PDG-06:12-10**
 - CONNECT **AOG-09:396, PDG-06:12-9**
 - CONNECTED **AOG-09:390**
 - control program procedures **AOG-09:387, AOG-09:389**
 - data exchange function **AOG-09:387, AOG-09:389**
 - DISABLED **AOG-09:397, PDG-06:12-10**
 - DISCONNECT **AOG-09:396, PDG-06:12-9**
 - DISCTD-GO **AOG-09:390**
 - DISCTD-STOP **AOG-09:390**
 - FROZEN **AOG-09:397, PDG-06:12-10**
 - HARDCHK **AOG-09:388**
 - HARDSTOP **AOG-09:388**

MSA (machine status area) (continued)

I-STEP AOG-09:386
IDLE AOG-09:397, PDG-06:12-9
information AOG-09:385, BOG1-02:3
INITIALIZED AOG-09:390, AOG-09:397, PDG-06:12-9
INOPERATIVE AOG-09:390
IOC check AOG-09:389
IPL information AOG-09:392, PDG-06:8-15
IPL-REQ AOG-09:388
MOSS STATUS AOG-09:386
MOSS-ALONE AOG-09:386
MOSS-OFFLINE AOG-09:386
MOSS-ONLINE AOG-09:386
NCP status AOG-09:397, PDG-06:12-10
OPEN AOG-09:397, PDG-06:12-10
output X'71' instruction AOG-09:387
output X'72' instruction AOG-09:389
PROCESS AOG-09:386
RESET AOG-09:388, AOG-09:390, AOG-09:397,
PDG-06:12-9
RUN AOG-09:388
scanner dump AOG-09:390
scanner information AOG-09:390
SERVICE-MODE AOG-09:386
STOP-AC AOG-09:388
STOP-BT AOG-09:388
STOP-CCU-CHK AOG-09:389
STOP-IOC-CHK AOG-09:389
STOP-PGM AOG-09:388
STOP-X70 AOG-09:388
token-ring information AOG-09:396, PDG-06:12-9
UNKNOWN AOG-09:396, PDG-06:12-9
UNKNOWN-MODE AOG-09:390
MSA information BOG2-03:2-10
multilink transmission group (MLTG) OV-07:2-1,
OV-07:2-9
multipoint PFC-02:4-2, PFC-02:5-2
MVS INT-04:6-3
MVS timer MPG-5A:1-4
MVS/ESA version/level RLM-00:1-2

N

native sub-channel address. AOG-09:33
NCP INT-04:1-4, INT-04:6-5, INT-04:6-8
activate channel adapter trace function AOG-09:102
address trace AOG-09:96
channel discontact function AOG-09:95
deactivate channel adapter trace AOG-09:103
definition (LCB areas) MPG-5A:9-14
definitions for TIC3s in twin-CCU
models MPG-5A:6-5
description INT-04:6-1
display of register function AOG-09:94
display of storage function AOG-09:93
dump overlay AOG-09:152

NCP (continued)

dump transfer MPG-5A:16-4, MPG-5A:A-3
dumps OV-07:4-12
EGA IOCP and NCP Output Files MPG-5A:5-3
functions AOG-09:83
generation RLM-00:3-6
generation for ESCON channels MPG-5A:3-8
line test AOG-09:86
performance tuning MPG-5A:12-1, MPG-5A:12-2,
MPG-5A:12-5
definitions for externally clocked
lines MPG-5A:12-1
definitions for SDLC peripheral
links MPG-5A:12-5
definitions for SDLC subarea links MPG-5A:12-2
remote loading and activation in twin-CCU
models MPG-5A:6-5
rename AOG-09:151
scanner interface trace (SIT) AOG-09:104
version/level RLM-00:1-2
NCP abend (RLA) PDG-06:8-12
NCP definition facility
See NDF
NCP definitions
DCAF remote workstation CSG-07:7-9
DCAF target service processor CSG-07:7-10
NCP dump
overlay AOG-09:152
purge (models 1xx, 21x, 31x) AOG-09:144
purge (models 41x and 61x) AOG-09:150
NCPLOAD RLM-00:3-7, RLM-00:3-8, RLM-00:3-12,
RLM-00:3-14
NCTE INT-04:5-15
NDF INT-04:6-5
NEF INT-04:6-8
NetView INT-04:1-4, INT-04:8-3, INT-04:8-5
alert generation option MPG-5A:A-5
CLP line activation alert MPG-5A:10-6
CLP load threshold alerts MPG-5A:10-6
CLP PU activation alert MPG-5A:10-6
code points customizing for alerts MPG-5A:17-4
facilities INT-04:6-4, INT-04:8-8
for AIX OV-07:4-5
generate NetView alerts MPG-5A:17-10
not using NetView MPG-5A:17-10
path parameter definitions MPG-5A:17-7,
MPG-5A:A-4
paths for reporting MOSS-E alerts MPG-5A:17-2
Performance Monitor (NPM) INT-04:6-4, OV-07:4-5
reporting alerts to MPG-5A:17-1
support OV-07:4-2
version/level RLM-00:1-2
NetView alerts
description PDG-06:1-49
list of PDG-06:1-51

NetView Performance Monitor (NPM) **MPG-5A:17-6**
network

integration, network characteristics **INT-04:5-4**

management **INT-04:1-4, INT-04:6-4**

multiple-domain, single-domain **INT-04:6-1**

network adapter **INT-04:3-2, INT-04:5-15**

network channel terminal equipment

See NCTE

Network Extension Facility, IBM

See NEF

network node

APPN **OV-07:2-6**

control **OV-07:5-12**

processor **OV-07:4-9**

network node processor

dual function **BOG2-03:1-6, OV-07:6-2**

locating **BOG2-03:1-2**

memory expansion **OV-07:5-12**

states **BOG2-03:1-7**

Network Routing Facility

See NRF

network service **PFC-02:5-2**

Network Terminal Option

See NTO

networking

evolution **OV-07:1-1**

solutions **OV-07:2-1**

NMVT **INT-04:8-8**

NN parameters, configuring **CCM-02:5-26**

non-automatic wrap tests **AOG-09:365, AOG-09:366, AOG-09:367**

Non-SNA **INT-04:6-1**

Non-SNA Interconnection, IBM

See NSI

notification, error **INT-04:8-4**

NPM (NetView Performance Monitor) **RLM-00:3-7,**

RLM-00:3-8, RLM-00:3-12, RLM-00:3-14

NPSI **INT-04:6-2**

NRF **INT-04:6-2**

NSC **AOG-09:33, AOG-09:37**

NSI **INT-04:6-8**

NTO **INT-04:6-2**

NTT cable wrap test **AOG-09:365**

NTT cable-level wrap (LIC 1 to LIC 4) **AOG-09:352**

number of

channel adapters **INT-04:1-1**

lines **INT-04:1-1**

O

online help

CCM **BOG2-03:10-5**

pull-down menu **BOG2-03:2-7**

online test (OLT) **INT-04:8-5**

operating environments **CCM-02:1-1**

operating mode, CCU **AOG-09:62**

operating systems **INT-04:1-4, INT-04:6-3**

operation information area **BOG1-02:4**

operation, controller

highlights **INT-04:2-1**

performance **INT-04:2-2**

operator console

common commands **BOG1-02:4, BOG2-03:2-10**

function keys **BOG1-02:4, BOG2-03:2-10**

MOSS screen layout **BOG2-03:2-9**

plugging in cable **CIG-09:2-9, CIG-09:2-12**

screen layout **BOG1-02:3**

unplugging cable **CIG-09:2-9, CIG-09:2-12**

using **BOG1-02:3**

operator set instruction (OSET) **AOG-09:416**

operator tools **BOG2-03:1-7**

options menu **CCM-02:3-2**

OSET instruction **AOG-09:416**

output X'71' instruction **AOG-09:387**

output X'72' instruction **AOG-09:389**

P

Packet Switching Interface, NCP

See NPSI

pairing, slots, CLP **MPG-5A:9-14**

parameters

cross-reference list **MPG-5A:B-1**

definitions for RSF **MPG-5A:19-2, MPG-5A:A-5**

in service processor for DCAF **MPG-5A:18-5, MPG-5A:A-6**

LIC 5 configuration **MIG-00:3-2**

LIC 6 configuration **MIG-00:3-8**

NetView path **MPG-5A:A-4**

worksheets **MPG-5A:A-1**

partitioned emulation programming

See PEP

password

3745 operations **CIG-09:5-13**

activation **AOG-09:263**

permanent **AOG-09:263**

temporary **AOG-09:263**

alternate console **AOG-09:260**

DCAF remote logon **CSG-07:1-4**

deactivation **AOG-09:264**

default **AOG-09:260**

display **AOG-09:263**

local console **AOG-09:260**

maintenance **AOG-09:261**

management **AOG-09:260, BOG2-03:2-3, BOG2-03:10-6, BOG2-03:C-5**

MOSS-E **BOG2-03:2-2**

remote console **AOG-09:260**

restoration **BOG2-03:2-6**

Telnet remote logon **CSG-07:9-2**

passwords **MPG-5A:A-4**
 DCAF remote logon **MPG-5A:16-16, MPG-5A:A-4**
 default **MPG-5A:16-15**
 logon attempt threshold **MPG-5A:16-15**
 MOSS-E **MPG-5A:16-13, MPG-5A:16-14**
 restoring **MPG-5A:16-16**
 status of maintenance **MPG-5A:16-15**

paths
 alternate **MPG-5A:17-3**
 configurations with no mainstream **MPG-5A:17-10**
 configurations with no mainstream
 path **MPG-5A:17-3**
 mainstream **MPG-5A:17-3**
 reporting MOSS-E alerts to NetView **MPG-5A:17-2**

PC AT **INT-04:7-4**
 PC XT **INT-04:7-4**
 PEP **INT-04:1-4, INT-04:6-1, INT-04:6-2**
 See also EP

performance **INT-04:2-2, INT-04:4-1**
 performance tuning **MPG-5A:12-1, MPG-5A:12-2, MPG-5A:12-5, MPG-5A:14-8**
 CLP lines (SDLC) **MPG-5A:12-1**
 ESCON **MPG-5A:3-10**
 SDLC (CLP lines) **MPG-5A:12-1**
 token-ring links **MPG-5A:6-7**

peripheral link configurations **MPG-5A:12-5**
 multi-point **MPG-5A:12-6**
 point-to-point **MPG-5A:12-5**

personal computer
 See PC

Personal System
 See PS/2

physical
 planning details **MPG-5A:F-1**
 units, maximum number active for TRA **MPG-5A:6-2**

physical interface, ARC **CIG-09:3-20, CIG-09:3-25**

pin layout for token-ring 8-pin connector
 cables **MPG-5A:F-70**

PKD **PDG-06:9-38, PDG-06:9-47**
 display **MIG-00:7-2**
 functions and test procedures for LIC 5 **MIG-00:4-1**
 functions and test procedures for LIC 6 **MIG-00:5-1**
 keypad **MIG-00:7-3**
 messages **MIG-00:7-6**
 plugging in **MIG-00:7-2**
 support **MIG-00:7-1**
 troubleshooting **MIG-00:7-5**

PKD keys
 erase key, local configuration summary
 display **MIG-00:6-17, MIG-00:6-19**
 exit key, background status **MIG-00:6-18, MIG-00:6-20**
 key 0, local self-test **MIG-00:4-2, MIG-00:5-1**
 key 1, local status **MIG-00:6-1**
 key 2, local speed change **MIG-00:6-6**
 key 4, remote self-test **MIG-00:4-6**

PKD keys (*continued*)
 key 5, remote status **MIG-00:6-7**
 key 6, remote full-speed change **MIG-00:6-11**
 key 8, analog test **MIG-00:4-7**
 key 9, digital test **MIG-00:4-10, MIG-00:5-4**
 key A, remote backup speed change **MIG-00:6-12**
 key B 703, B 704, B 705, remote contact
 sense/operate facility **MIG-00:6-14**
 key B 730, tone test - 1004 hz **MIG-00:4-11**
 key E, disconnecting a remote SNBU
 LIC **MIG-00:6-16**
 key F, loopback test **MIG-00:4-11, MIG-00:5-5**

planning
 3745 models A upgrade **MPG-5A:1-4**
 configuration **MPG-5A:1-3**
 details of physical planning **MPG-5A:F-1**
 for a 3746-900 **MPG-5A:1-6**
 for communication line adapters on
 3764-900 **MPG-5A:9-1**
 for ESCON channel adapters **MPG-5A:3-1**
 installation **MPG-5A:1-11**
 physical for 3745 **MPG-5A:1-4**
 physical for 3746-900 **MPG-5A:1-7**
 software **MPG-5A:1-3**
 token-ring adapters **MPG-5A:6-1**
 twin-ccu operations **MPG-5A:1-9**

Planning overview **MPG-5A:1-1**

pluggability, hot **INT-04:2-2**

plugging in
 3745 LIC cable **CIG-09:1-18, CIG-09:2-13**
 3746-900 LIC cable **CIG-09:3-7**
 ARC cable **CIG-09:3-21, CIG-09:3-27**
 customer power control cable **CIG-09:1-18, CIG-09:2-12**
 Ethernet LAN attachment cable **CIG-09:1-7, CIG-09:2-4, CIG-09:3-9**
 high-speed scanner adapter cable **CIG-09:1-13, CIG-09:2-8**
 line interface coupler cable **MIG-00:1-3, MIG-00:2-2**
 operator console cable **CIG-09:1-15, CIG-09:2-9**
 RSF cable **CIG-09:1-16, CIG-09:2-11**
 TIC2 cable **CIG-09:1-11, CIG-09:2-7**
 TIC3 cable **CIG-09:3-5**

plugging sheets
 3745 low- and medium-speed lines (LIC type 5 and 6) **MPG-5A:E-4**
 3745 low- and medium-speed lines (LIC types 1 to 4) **MPG-5A:E-3**
 3746-900 high-speed lines (LIC12) **MPG-5A:E-5**
 3746-900 low- and medium speed lines (LIC11) **MPG-5A:E-2**
 high-speed lines (3745 frame) **MPG-5A:E-6**
 LIC 5 and LIC 6 **MIG-00:8-4**
 low- and medium-speed lines
 3746-900 frame **MPG-5A:D-2**
 plugging diagram for ethernet LAN adapters (3745 frame) **MPG-5A:E-8**

plugging sheets (*continued*)

- preparation **MIG-00:8-1, MPG-5A:D-1, MPG-5A:D-2**
 - 3745 Ethernet adapters **MPG-5A:D-12**
 - 3745 high-speed lines **MPG-5A:D-8**
 - 3745 low- and medium-speed lines **MPG-5A:D-4**
 - 3746-900 high-speed lines **MPG-5A:D-7**
 - service processor LAN CPC, and EPO cables **MPG-5A:D-14**
 - service processor REF modem **MPG-5A:D-14**
 - token-ring adapters for 3745 and 3746-900 **MPG-5A:D-10**
 - why plugging sheets and cable labels are required **MPG-5A:D-1**
- RSF modem for service processor **MPG-5A:E-9**
- service processor LAN, CPC, and EPO cables **MPG-5A:E-10**
- token-ring adapters (3745 and 3746-900 frame) **MPG-5A:E-7**
- point-to-point/multipoint
 - primary **PFC-02:4-1, PFC-02:5-1**
 - secondary **PFC-02:4-1, PFC-02:5-1**
- port
 - clocking **AOG-09:57**
 - display/update **AOG-09:55**
 - ESS **AOG-09:60**
 - HPTSS **AOG-09:59**
 - TRSS **AOG-09:61**
 - TSS **AOG-09:56**
- port details **CCM-02:6-2**
- port list **CCM-02:6-1**
- port swap **INT-04:8-4**
 - create **AOG-09:245, AOG-09:253**
 - display **AOG-09:245, AOG-09:258**
 - reset **AOG-09:245, AOG-09:257**
 - select **AOG-09:252**
- port swap file (PSF) **AOG-09:245**
- port swapping, TIC **MPG-5A:6-3**
- ports
 - calculating numbers for Ethernet **MPG-5A:8-3**
 - Ethernet, specifications **MPG-5A:F-35**
- POS function (models 210 to 61A) **AOG-09:241**
- position of components of Ethernet port in Controller Expansion **MPG-5A:F-36**
- power
 - control mode **BOG2-03:8-6**
 - failure **BOG2-03:8-14**
 - local mode **BOG2-03:8-6**
 - remote mode **BOG2-03:8-6**
 - state **BOG2-03:8-6**
 - switching mode **BOG2-03:8-7**
- power control display **PDG-06:4-2**
- power down particular power supply **AOG-09:242**
- power information **AOG-09:242**
- power OFF
 - disk **AOG-09:141**
 - diskette **AOG-09:141**

- power OFF problems **PDG-06:5-1**
- power ON
 - automatic **BOG1-02:63**
 - channel attached 3745 **BOG1-02:45**
 - single mode **BOG1-02:54**
 - twin-dual or twin-backup **BOG1-02:60**
 - twin-standby mode **BOG1-02:57**
 - from the host **BOG1-02:65**
 - link-attached 3745 **BOG1-02:54**
 - manual **BOG1-02:45**
 - restart **AOG-09:241**
 - scheduled **AOG-09:241, CIG-09:5-15**
- power ON problems **PDG-06:4-1**
- power requirements
 - 3745 Model 17A **MPG-5A:F-16**
 - 3745 Models 21A, 31A, 41A, and 61A **MPG-5A:F-15**
 - 3746 Model 900 **MPG-5A:F-16**
 - 3746 Models A11, A12, L13, L14, and L15 **MPG-5A:F-15**
 - Controller Expansion **MPG-5A:F-17**
- power services (POS) **AOG-09:241**
- power state
 - active **BOG2-03:8-6**
 - inactive **BOG2-03:8-6**
- power subsystem, description **INT-04:5-17**
- power supply
 - control **INT-04:5-2, INT-04:5-17**
 - distributed **INT-04:3-1, INT-04:5-1—5-3, INT-04:5-3**
- power up particular power supply **AOG-09:242**
- pre-cataloged control program procedures **AOG-09:421**
- preemphasis **PFC-02:4-2**
- present status on channel function, EP/PEP **AOG-09:117**
- primary rate interface (PRI) **MPG-5A:9-8**
- problem
 - analysis **BOG2-03:2-5, BOG2-03:2-6, BOG2-03:2-7**
 - with the MOSS-E **BOG2-03:2-17**
 - with the service processor **BOG2-03:2-17**
- problem determination **INT-04:8-3, INT-04:8-11**
 - facilities **INT-04:7-6, INT-04:8-5**
 - usability **INT-04:2-2**
- problem determination start page **PDG-06:ix**
- processor
 - network node processor **BOG2-03:1-6, OV-07:4-9**
 - service processor **BOG2-03:1-3, OV-07:4-7**
- processor backups **MPG-5A:9-14**
- processor, types of **INT-04:1-1**
- processors (CLPs) **MPG-5A:9-1**
- program abend (RLA) **PDG-06:8-12**
- program loading problems
 - channel-attached **PDG-06:8-1**
 - link-attached **PDG-06:8-5**
- program support for 3745 extensions **OV-07:5-16**
- programming
 - requirements for DCAF **CSG-07:1-5, OV-07:5-18**
 - requirements for Telnet **CSG-07:9-2, OV-07:5-19**

programming support
 coexistence/migration **INT-04:6-8**
 for 3745 Models A and 3746 Model
 900. **OV-07:5-16**
 in controller **INT-04:6-1**
 in host **INT-04:6-3**
 in network **INT-04:6-4**
 overview **INT-04:1-4**
 promiscuous mode, Ethernet **MPG-5A:7-1**
 protocol
 data streaming (CA) **INT-04:5-9**
 HSS **INT-04:5-15**
 LSS **INT-04:5-11**
 SNA **MPG-5A:7-1**
 TCP/IP **MPG-5A:7-1**
 token-ring network **INT-04:5-16**
 protocol and interface **MPG-5A:7-1**
 PS/2 **INT-04:7-4, INT-04:7-5**
 PSF function **AOG-09:245**
 PSW function **AOG-09:259**
 ptp/mtp **PFC-02:4-1**
 pull-down menu **BOG2-03:2-5**
 purge load module with timed IPL **RLM-00:2-11**
 purge NCP dump (3745) **AOG-09:151**
 PUs, maximum active for SDLC **MPG-5A:9-3**

Q

quality threshold **PFC-02:4-4**

R

RAC function **AOG-09:269**
 RBT function **AOG-09:271**
 RCK function **AOG-09:273**
 RCL function **AOG-09:275**
 re-activation of ESCON stations **MPG-5A:3-12**
 reactivation, resource **INT-04:8-3**
 receive data **AOG-09:208**
 RECFMS **INT-04:8-7, INT-04:8-8, INT-04:8-10**
 RECMS **INT-04:8-7, INT-04:8-10**
 recommendations
 for remote DCAF workstations **CSG-07:1-5, OV-07:4-11**
 for remote Telnet workstations **CSG-07:9-2, OV-07:4-12**
 recommendations for customer
 operations **MPG-5A:16-10**
 reconfiguration, CCU **INT-04:7-9**
 recovering from service processor failure **BOG2-03:9-7**
 recovery
 from CCU failure **INT-04:8-3**
 from hardware failure **INT-04:8-1**
 from line failure **INT-04:8-3**
 from microcode failure **INT-04:8-1**
 from MOSS failure **INT-04:8-3**

recovery action
 after step 10 **RLM-00:3-19**
 after step 6 **RLM-00:3-11**
 after step 7 **RLM-00:3-13**
 after step 8 **RLM-00:3-15**
 after step 9 **RLM-00:3-17**
 from MOSS console **AOG-09:166, RLM-00:3-20**
 refcode **INT-04:8-2, INT-04:8-3**
 reference code
 See refcode
 refresh **BOG1-02:10, BOG2-03:2-14**
 regaining control of the service
 processor **BOG2-03:2-17, CSG-07:1-4**
 reliable and duplicated components **OV-07:6-3**
 remote access security **MPG-5A:16-16**
 remote console **BOG1-02:17**
 3745 connection **CSG-07:D-4**
 remote console disconnection time out **AOG-09:266**
 remote console password **AOG-09:260**
 remote console problems **PDG-06:7-1**
 remote DCAF workstation
 APPN-attached **BOG2-03:2-15, CSG-07:1-2, CSG-07:8-1, OV-07:4-11**
 installation **CSG-07:2-1**
 LAN-attached (APPC-type) **BOG2-03:2-15, CSG-07:1-2, CSG-07:5-1, OV-07:4-11**
 Log On **CSG-07:3-1**
 modem-attached **BOG2-03:2-16, CSG-07:1-3, CSG-07:6-1, OV-07:4-11**
 NCP definitions **CSG-07:7-9**
 SNA-attached **BOG2-03:2-15, CSG-07:1-2, CSG-07:7-1, OV-07:4-11**
 TCP/IP-attached **BOG2-03:2-15, CSG-07:1-2, OV-07:4-11**
 two-target configuration example **CSG-07:A-1**
 VTAM majornode definitions **CSG-07:7-12**
 remote initial loading
 remote load activation
 See diskette management
 Remote Loading and Activation **INT-04:6-6, INT-04:7-9**
 remote loading/activation (RLA)
 See also diskette management
 NCPabend **PDG-06:8-12**
 overview **PDG-06:8-10**
 problems and messages **PDG-06:8-11**
 programabend **PDG-06:8-12**
 remote modem wrap test **AOG-09:365, AOG-09:366, AOG-09:367**
 remote support facility
 See RSF
 remote Telnet workstation
 TCP/IP-attached **BOG2-03:2-16, CSG-07:9-1, OV-07:4-12**
 Remote Terminal Access Method
 See RTAM

removing

10BASE-T cable **CIG-09:3-9**
3746-900 LIC cable **CIG-09:3-7**
ARC **CIG-09:3-17, CIG-09:3-23**
ARC cable **CIG-09:3-18, CIG-09:3-23**
AUI cable **CIG-09:1-7, CIG-09:2-4, CIG-09:3-9**
TIC2 cable **CIG-09:1-11, CIG-09:2-7**
TIC3 cable **CIG-09:3-5**

rename load module **AOG-09:151, INT-04:2-3, INT-04:6-5**

description **AOG-09:165, RLM-00:1-1, RLM-00:3-1**
management (MOSS DII function) **AOG-09:167, RLM-00:3-22**

procedures **RLM-00:3-2**

VTAM command **RLM-00:3-10**

REP function **AOG-09:267**

replace load module with timed IPL **RLM-00:2-10**

reporting alerts to NetView **MPG-5A:17-1**

requester **AOG-09:287**

requester link test program **AOG-09:297**

requesting controller **AOG-09:287**

requirements, hardware and software **CCM-02:1-2**

reset

address compare (RAC) **AOG-09:269**

branch trace (RBT) **AOG-09:271**

CCU (RST) **AOG-09:281**

CCU check (RCK) **AOG-09:273**

CCU/LSSD (RCL) **AOG-09:275**

I-step (RIS) **AOG-09:279**

IOC (RIO) **AOG-09:277**

logon attempt counter **AOG-09:264**

port swap **AOG-09:257**

resource list for a port **CCM-02:6-2**

responder **AOG-09:287**

responder link test program **AOG-09:303**

responding controller **AOG-09:287**

restore disk **AOG-09:123, AOG-09:134**

restoring a password **BOG2-03:2-6**

resume internal trace **AOG-09:324**

RETAIN* **INT-04:8-12**

retry

See also recovery

by MOSS **INT-04:8-3**

by NCP **INT-04:8-3**

by scanner **INT-04:8-3**

return codes for VTAM commands **AOG-09:525**

RI integration timer **AOG-09:58**

RIO function **AOG-09:277**

RIS function **AOG-09:279**

RLA

See diskette management

RLSD integration timer **AOG-09:57**

RRT (Resource Resolution Table) **RLM-00:3-7,**

RLM-00:3-8, RLM-00:3-12, RLM-00:3-14

RSF **INT-04:3-4, INT-04:7-3, INT-04:7-6, INT-04:8-12**

3745 modem cable **CSG-07:D-4**

RSF (continued)

3745 modems **CSG-07:13-1**

authorization **MPG-5A:19-3, MPG-5A:A-5**

connecting to **MPG-5A:19-1**

modem **MPG-5A:19-3**

parameter definitions **MPG-5A:19-2, MPG-5A:A-5**

plugging in cable **CIG-09:2-11**

unplugging cable **CIG-09:2-11**

RSF console disconnection time out **AOG-09:266**

RST function **AOG-09:281**

RTAM **INT-04:1-4, INT-04:6-3**

S

SAC function **AOG-09:283**

SAT function **AOG-09:287**

save as default push button **CCM-02:5-5**

save disk **AOG-09:123, AOG-09:132, CIG-09:5-18**

saving operations

controller configuration **BOG2-03:9-4**

modem configuration **CSG-07:6-10**

network node processor **BOG2-03:9-1**

saving the configuration **BOG2-03:9-4**

saving the microcode **BOG2-03:9-5**

service processor **BOG2-03:9-1**

SBK function (models 41x and 61x) **AOG-09:307**

SBT function **AOG-09:311**

scanner

configuration **INT-04:5-1, INT-04:5-3**

description **INT-04:5-11**

IML (IMS) **AOG-09:191**

information **AOG-09:390**

initialization **INT-04:5-11**

interface trace (SIT) **AOG-09:114, AOG-09:321**

IPL Information **AOG-09:392**

See also line adapter

scanner capacity **CIG-09:A-2, MIG-00:10-2,**

MPG-5A:11-3

scanning, selective **INT-04:2-2, INT-04:5-11**

SCF codes **AOG-09:306, AOG-09:373**

scheduled automatic reload **RLM-00:1-1, RLM-00:1-3**

See also timed IPL

scheduled power ON **AOG-09:241**

scheduled power ON data **AOG-09:345**

SCK function **AOG-09:315**

screen layout **BOG1-02:3**

SDLC **INT-04:2-4, INT-04:5-11—5-15, INT-04:6-1,**

INT-04:A-1—A-6

test frame format **AOG-09:296**

test frames (NCP) **AOG-09:422**

selecting functions

in disk mode from the remote console **BOG1-02:7**

in diskette mode **BOG1-02:7**

selective scanning **CIG-09:A-3, INT-04:2-2, INT-04:5-11,**

MIG-00:10-3, MPG-5A:11-5

selector channel **AOG-09:38, INT-04:5-8**
 SEND key **BOG1-02:4**
 sense data for VTAM commands **AOG-09:525**
 serial line coupler configuration **CCM-02:5-13**
 port parameters **CCM-02:5-13**
 station parameters **CCM-02:5-17**
 serial number **AOG-09:385, BOG1-02:3, BOG2-03:2-10**
 service processor **OV-07:4-7, OV-07:5-11**
 backup **BOG2-03:1-5, BOG2-03:9-5, MPG-5A:16-12, OV-07:4-9**
 connecting **BOG2-03:1-4, OV-07:4-7**
 DCAF DLC configuration **CSG-07:2-7, CSG-07:B-1**
 failure recovery **BOG2-03:9-7**
 functions **BOG2-03:C-4**
 integration **MPG-5A:16-6, MPG-5A:A-3**
 IPLing **BOG2-03:2-17**
 LAN
 management definition **MPG-5A:16-8, MPG-5A:A-3**
 user traffic **MPG-5A:6-3**
 locating **BOG2-03:1-2**
 menus **BOG2-03:C-4**
 modem **MPG-5A:16-6**
 not available **MPG-5A:16-10**
 parameters for DCAF **MPG-5A:18-5, MPG-5A:A-6**
 physical connections **MPG-5A:16-6**
 regaining control **BOG2-03:2-17, CSG-07:1-4**
 remote DCAF Log On **CSG-07:3-1**
 saving operations **BOG2-03:9-1**
 sharing **BOG2-03:1-4, OV-07:4-8**
 SNA definitions **MPG-5A:16-9, MPG-5A:A-3**
 specifications **MPG-5A:F-31**
 tasks **BOG2-03:C-4**
 technical characteristics **MPG-5A:F-32**
 rack-mountable model **MPG-5A:F-32**
 upgrade **OV-07:5-11**
 using **BOG2-03:1-3**
 service processor environment
 environment **CCM-02:1-1**
 service support, IBM **OV-07:4-5**
 serviceability **INT-04:2-2**
 services, power **AOG-09:241**
 SES codes **AOG-09:306, AOG-09:373**
 session list for a station **CCM-02:6-6**
 set
 address compare (SAC) **AOG-09:283**
 branch trace (SBT) **AOG-09:311**
 date and time **AOG-09:344**
 I-step (SIP) **AOG-09:319**
 immediate instruction (SETI) **AOG-09:416**
 MOSS alone **AOG-09:12**
 MOSS off-line (MOF) **AOG-09:237**
 MOSS on-line (MON) **AOG-09:239**
 power ON schedule **CIG-09:5-15**
 timed IPL **RLM-00:2-5**

SETI instruction **AOG-09:416**
 setting
 3745 alternate console **CSG-07:10-1**
 3745 local console **CSG-07:10-1**
 3745 remote console **CSG-07:11-1**
 5858 modem configuration **CSG-07:13-1**
 7855 modem configuration **CSG-07:6-9**
 7857 modem configuration **CSG-07:6-10**
 other IBM modems **CSG-07:12-1**
 the backup service processor **BOG2-03:9-6**
 Short Hold Mode/Multiple Port Sharing **INT-04:6-2**
 shutdown **BOG2-03:2-6**
 side covers **OV-07:5-12**
 SIK function **AOG-09:317**
 Simple Network Management Protocol (SNMP)
 Ethernet port, parameters **MPG-5A:7-2**
 single-CCU mode **AOG-09:64**
 SIP function **AOG-09:319**
 SIT function **AOG-09:321**
 SIT, NCP scanner interface trace **AOG-09:104**
 slot pairing, CLP **MPG-5A:9-14**
 SNA **INT-04:1-4, INT-04:6-1**
 network definitions for the service processor **MPG-5A:A-3**
 network definitions in VTAM **MPG-5A:16-9**
 SNA Interconnection (XI), X.25 **INT-04:6-2**
 SNA-attached DCAF workstation **BOG2-03:2-15, CSG-07:1-2, CSG-07:7-1, OV-07:4-11**
 SNA, non- **INT-04:1-4**
 software requirements, **CCM-02:1-2**
 software support for 3745 extensions **OV-07:5-16**
 solutions
 business **OV-07:7-1**
 system management **OV-07:7-5**
 user productivity **OV-07:7-6**
 spare lines **CIG-09:A-3, MIG-00:10-3, MPG-5A:11-5**
 speed **PFC-02:5-2**
 speed, transmission
 buffer chaining (CA) **INT-04:5-10**
 data streaming (CA) **INT-04:5-9**
 selection **INT-04:A-1—A-6**
 high-speed scanner **INT-04:A-6**
 low-speed scanner **INT-04:A-1**
 setting **INT-04:2-3**
 token-ring network **INT-04:5-16**
 SSP **INT-04:1-4, INT-04:6-3**
 stand-alone environment **CCM-02:1-1**
 stand-alone link tests **AOG-09:287**
 standard Line Weights and CLP
 Connectivity **CIG-09:B-5**
 start
 address trace (NCP) **AOG-09:431**
 CCU (STR) **AOG-09:333**
 internal trace **AOG-09:323**
 start definitions, VTAM **CSG-07:7-11**

start-stop **INT-04:6-1, INT-04:A-1**
 starting
 a controller **BOG2-03:2-6**
 daily operations **BOG2-03:2-1**
 DCAF remote session **CSG-07:3-1**
 Telnet remote session **CSG-07:9-2**
 starting CCM in the Service Processor
 Environment **CCM-02:1-5**
 service processor environment **CCM-02:1-5**
 starting CCM in the Stand-Alone
 Environment **CCM-02:1-5**
 stand-alone environment **CCM-02:1-5**
 station details **CCM-02:6-6**
 station list **CCM-02:6-5**
 status, controller **INT-04:7-9, INT-04:7-11**
 stop
 address trace (NCP) **AOG-09:434**
 CCU (STP) **AOG-09:331**
 on CCU check (SCK) **AOG-09:315**
 on IOC check (SIK) **AOG-09:317**
 stop switch **BOG2-03:1-7**
 stopping CCM **CCM-02:1-5**
 storage
 control **INT-04:5-1, INT-04:5-2, INT-04:5-6**
 high-speed buffer **INT-04:5-1, INT-04:5-2, INT-04:5-6**
 main **INT-04:5-1, INT-04:5-2, INT-04:5-6**
 storage, 16MB **MPG-5A:1-4**
 STP function **AOG-09:331**
 STR function **AOG-09:333**
 sub-channel switching (MSLA) function,
 EP **AOG-09:121**
 swapping **INT-04:8-4**
 CLP on 3746-900 ports **AOG-09:249**
 ESS ports **AOG-09:248**
 HSS ports **AOG-09:247**
 TRSS ports **AOG-09:248**
 TSS ports **AOG-09:247**
 switch information display **AOG-09:25**
 switch, bus **INT-04:4-1, INT-04:5-1**
 fallback **INT-04:4-2, INT-04:4-3, INT-04:7-10**
 switchback **INT-04:4-3, INT-04:7-10**
 switchback **AOG-09:67, BOG1-02:37, BOG2-03:7-3,**
 INT-04:7-9, INT-04:7-10
 switchback function (SBK) **AOG-09:307**
 switching
 between functions **BOG1-02:10, BOG2-03:2-13**
 bus **AOG-09:67**
 control to EP mode **AOG-09:85**
 control to NCP mode **AOG-09:85**
 system
 efficient management **OV-07:4-1**
 management facilities **OV-07:4-1**
 shutdown **BOG2-03:2-6**
 Systems Network Architecture
 See SNA

T

T1 **INT-04:1-3, INT-04:2-4, INT-04:5-15**
 tab key **BOG1-02:4**
 tailgate level wrap
 (HSS) **AOG-09:355**
 (LIC 1 to LIC 4) **AOG-09:351**
 (LIC 5 or LIC 6) **AOG-09:351**
 test option **AOG-09:365, AOG-09:366, AOG-09:367**
 tailgate wrap test **PDG-06:16-1**
 tasks, MOSS-E **BOG2-03:2-7**
 TCP/IP
 attached DCAF workstation **BOG2-03:2-15,**
 CSG-07:1-2, CSG-07:4-1, OV-07:4-11
 attached Telnet workstation **BOG2-03:2-16,**
 CSG-07:9-1, OV-07:4-12
 installing the program **CSG-07:2-6**
 TCS mode **AOG-09:35**
 Telnet
 abstract **BOG2-03:10-6**
 customer console **BOG2-03:2-16, CSG-07:9-1**
 hardware requirements and
 recommendations **CSG-07:9-2**
 installing a remote workstation **CSG-07:9-1**
 programming requirements **CSG-07:9-2, OV-07:5-19**
 remote logon password **CSG-07:9-2**
 starting a remote session **CSG-07:9-2**
 Support for Internet Protocol Operations **OV-07:4-2**
 TCP/IP-attached workstation **CSG-07:9-1**
 test
 console link test **PDG-06:17-1**
 LIC identification **PDG-06:C-1**
 procedures for LIC 5 **MIG-00:4-1**
 procedures for LIC 6 **MIG-00:5-1**
 tailgate wrap test **PDG-06:16-1**
 wrap test **PDG-06:16-1**
 wrap test plug **PDG-06:C-1**
 test, problem determination **INT-04:8-5**
 testing connection
 from 3745 alternate console **CSG-07:10-10**
 from 3745 local console **CSG-07:10-10**
 from 3745 remote console **CSG-07:11-14**
 TIC **AOG-09:396**
 mode **AOG-09:397, PDG-06:12-9**
 position **AOG-09:52**
 type **AOG-09:52**
 TIC 1 and 2 **INT-04:5-16**
 TIC port swapping **MPG-5A:6-3**
 TIC2
 plugging in a TIC2 cable **CIG-09:2-7**
 unplugging a TIC2 cable **CIG-09:2-7**
 TIC3
 addresses, duplicate **MPG-5A:6-4**
 connectivity **MPG-5A:6-1**
 Ethernet port **MPG-5A:8-1**
 location **CIG-09:3-2**

TIC3 (continued)

- plugging in a TIC3 cable CIG-09:3-5
- unplugging a TIC3 cable CIG-09:3-5
- TID function AOG-09:335
- TIM function AOG-09:343
- time out, console disconnection AOG-09:266
- time services AOG-09:343
- time specification examples RLM-00:2-5
- time, 3745 MPG-5A:16-1
- timed IPL INT-04:2-2, INT-04:6-7
 - add load module RLM-00:2-9
 - alarm AOG-09:164, RLM-00:2-15
 - alert AOG-09:164, RLM-00:2-16
 - cancel RLM-00:2-8
 - description RLM-00:1-1, RLM-00:2-1
 - display (MOSS console) AOG-09:162, RLM-00:2-12
 - display (VTAM console) RLM-00:2-12
 - display information AOG-09:162, RLM-00:2-12
 - procedures RLM-00:2-2
 - purge a load module RLM-00:2-11
 - replace load module RLM-00:2-10
 - set RLM-00:2-5
- timer, MVS MPG-5A:1-4
- token-ring
 - 8-pin connector cables and pin layouts MPG-5A:F-70
 - adapter
 - See TRA
 - adapter planning MPG-5A:6-1
 - availability functions MPG-5A:6-3
 - information AOG-09:396, PDG-06:12-9
 - interconnection AOG-09:336
 - interconnection function, (NCP) INT-04:6-2
 - interface coupler INT-04:5-16
 - logical units, maximum number MPG-5A:6-2
 - Multi-Station Access Unit MPG-5A:F-35
 - network INT-04:1-2, INT-04:5-16
 - non-disruptive route switching MPG-5A:6-3
 - problems PDG-06:12-1
 - protocol INT-04:5-16
 - UTP media filter MPG-5A:F-71
- token-ring adapter
 - See also TRA
 - connectivity OV-07:3-7
 - features OV-07:5-10
- token-ring coupler configuration CCM-02:5-22
 - port parameters CCM-02:5-22
 - station parameters CCM-02:5-25
- token-ring subsystem
 - See TRSS
- TPF INT-04:6-8
- TPS INT-04:5-1, INT-04:5-2, INT-04:5-8
- TPS feature
 - TCS mode AOG-09:35
 - TPS mode AOG-09:35

TRA AOG-09:396, INT-04:3-2, INT-04:5-1, INT-04:5-11, INT-04:5-16, PDG-06:12-9

trace

- branch trace parameter display (ABP) AOG-09:3
- canceling internal trace AOG-09:324
- conditional branch trace (CBT) AOG-09:9
- CP04 - start address trace (NCP) AOG-09:431
- CP05 - stop address trace (NCP) AOG-09:434
- EP/PEP - line trace AOG-09:114
- EP/PEP - scanner interface trace (SIT) AOG-09:114
- freezing internal trace AOG-09:324
- link IPL port (LIPT) AOG-09:217
- NCP - activate channel adapter trace AOG-09:102
- NCP - address trace function AOG-09:96
- NCP - deactivate channel adapter trace AOG-09:103
- NCP - scanner interface trace (SIT) AOG-09:104
- reset branch trace (RBT) AOG-09:271
- resuming internal trace AOG-09:324
- scanner interface trace (SIT) AOG-09:321
- set branch trace (SBT) AOG-09:311
- starting internal trace AOG-09:323

trace, facilities INT-04:8-5

training

- 3745 operator MPG-5A:1-5
- 3746-900 operator MPG-5A:1-9
- Transaction Processing Facility, IBM
 - See TPF
- transient threshold AOG-09:57
- transmission mode AOG-09:204
 - asynchronous INT-04:5-11, INT-04:A-1
 - automatic calling INT-04:5-11
 - synchronous INT-04:5-11, INT-04:A-1
- transmission subsystem
 - See TSS
- transmit clock PFC-02:5-1
 - internal PFC-02:4-2
 - receive PFC-02:4-2
- transmit data AOG-09:208
- Trellis code modulation PFC-02:4-2
- tributary PFC-02:4-2

TRSS

- allow activate link AOG-09:335
- description INT-04:5-16
- interconnection AOG-09:336
- interface display (TID) AOG-09:335
- line adapter display/update AOG-09:52
- overview INT-04:3-2
- port display AOG-09:61

TSS

- cable, adding, replacing, deleting AOG-09:44
- description INT-04:5-11
- interfaces INT-04:5-11
- line adapter display/update AOG-09:42
- overview INT-04:3-2
- port display/update AOG-09:56

TSS (continued)

- wrap tests **AOG-09:347**
- tuning
 - CLP lines (SDLC) **MPG-5A:12-1**
 - ESCON **MPG-5A:3-10**
 - frame-relay **MPG-5A:13-13**
 - SDLC (CLP lines) **MPG-5A:12-1**
 - token-ring links **MPG-5A:6-7**
 - X.25 lines **MPG-5A:14-5**
- tuning, interframe gap **MPG-5A:14-8**
- twin-backup mode **AOG-09:185, AOG-09:307**
 - fallback **AOG-09:183**
 - IPL **AOG-09:197**
 - switchback **AOG-09:307**
- twin-ccu models
 - NCP definition for TIC3s **MPG-5A:6-5**
 - NCP remote loading and activation **MPG-5A:6-5**
- twin-dual mode
 - IPL **AOG-09:195**
- twin-standby mode **AOG-09:184**
 - fallback **AOG-09:183**
 - IPL **AOG-09:199**
- twisted-pair wire connectors **MPG-5A:F-72**
- two-processor **AOG-09:69**
- two-processor switch **AOG-09:35**
 - See also TPS
- two-target DCAF configuration example **CSG-07:A-1**
- type, transmission **PFC-02:4-1**
- types of
 - ARC **MPG-5A:9-11**
 - LCB **MPG-5A:9-10**

U

- unit emergency switch **BOG1-02:81**
- Unit Model A11, Expansion **INT-04:3-3, INT-04:5-2**
- Unit Model A12, Expansion **INT-04:3-3, INT-04:5-3**
- Unit Model L13, Expansion **INT-04:3-3, INT-04:5-3**
- Unit Model L14, Expansion **INT-04:3-3, INT-04:5-3**
- Unit Model L15, Expansion **INT-04:3-3, INT-04:5-3**
- Units, 3745 and 3746 **INT-04:3-3**
- unplugging
 - 3745 LIC cable **CIG-09:1-18, CIG-09:2-13**
 - 3746-900 LIC cable **CIG-09:3-7**
 - ARC cable **CIG-09:3-18, CIG-09:3-23**
 - customer power control cable **CIG-09:1-18, CIG-09:2-12**
 - Ethernet LAN attachment cable **CIG-09:1-7, CIG-09:2-4, CIG-09:3-9**
 - high-speed scanner adapter cable **CIG-09:1-13, CIG-09:2-8**
 - line interface coupler cable **MIG-00:1-3, MIG-00:2-2**
 - operator console cable **CIG-09:1-15, CIG-09:2-9**
 - RSF cable **CIG-09:1-16, CIG-09:2-11**
 - TIC2 cable **CIG-09:1-11, CIG-09:2-7**
 - TIC3 cable **CIG-09:3-5**

update

- additional CA information **AOG-09:37**
- all line adapters **AOG-09:40**
- alternate console password **AOG-09:260**
- CCU operating mode **AOG-09:62**
- CDF **CIG-09:5-6**
- CDF-E **BOG2-03:9-1, CIG-09:5-1**
- channel adapter(s) **AOG-09:34**
- date and time **AOG-09:344**
- HPTSS line adapter(s) **AOG-09:47, AOG-09:49**
- LA parameters **AOG-09:50**
- LA parameters and cable info **AOG-09:51**
- local console password **AOG-09:260**
- logon attempt counter **AOG-09:264**
- maintenance password **AOG-09:261**
- management password **AOG-09:260**
- port(s) **AOG-09:55**
- remote console password **AOG-09:260**
- scheduled power ON data **AOG-09:345**
- TSS line adapter(s) **AOG-09:42, AOG-09:44**
- TSS port(s) **AOG-09:56**

upgrade

- CDF **AOG-09:13, CIG-09:5-6**
- communications manager/2 for DCAF **CSG-07:2-3**
- concurrent **INT-04:8-12, OV-07:6-2**
- DCAF program **CSG-07:2-5**
- microcode **AOG-09:229**
- models **MPG-5A:1-5**
- network node base upgrade **OV-07:5-11**
- scenarios **MPG-5A:2-1**
- service processor **OV-07:5-11**
- upgrade scenarios **MPG-5A:2-1**
- upgrading, 3745 **INT-04:5-4, INT-04:5-12, INT-04:5-15**
- usability, highlights **INT-04:2-2**
- usage tier problems **PDG-06:2-3**
- use of service processor LAN **MPG-5A:6-3**
 - filtering and bridges **MPG-5A:16-7**
 - for user stations **MPG-5A:16-7**
- user interface **CCM-02:2-1**
- User sessions, maximum for SDLC lines **MPG-5A:9-3**
- user-supplied rack
 - voltage grounding **MPG-5A:F-26**
- UTP
 - cable, category 5 **MPG-5A:F-72**
 - for token-ring MAU attachment **MPG-5A:F-70**

V

- V.22 **INT-04:7-4**
- V.22 bis **INT-04:7-4**
- V.24 nonswitched modem attachment (DCE) **AOG-09:209, PDG-06:9-12**
- V.24 switched modem attachment (DCE) **AOG-09:210, PDG-06:9-17**
- V.24/V.35 - direct attachment **AOG-09:210**

V.25 autocall **AOG-09:211, PDG-06:9-20**
 V.25 bis **AOG-09:207, INT-04:5-13, INT-04:B-1**
 V.25 bis switched modem attachment
 (DCE) **PDG-06:9-21**
 V.35 DCE attachment **AOG-09:211**
 virtual route pacing window size **MPG-5A:3-11**
 Virtual Telecommunications Access Method
 See VTAM
 VM **INT-04:6-3**
 VM version/level **RLM-00:1-2**
 voltage grounding **MPG-5A:F-26**
 VSE **INT-04:6-3**
 VSE version/level **RLM-00:1-2**
 VTAM **INT-04:1-4, INT-04:6-3**
 considerations **MPG-5A:3-10**
 logmode table **CSG-07:7-11**
 majornode for DCAF remote
 workstation **CSG-07:7-12**
 majornode for DCAF target service
 processor **CSG-07:7-12**
 MODIFY LOAD command **RLM-00:1-3**
 SNA network definitions **MPG-5A:16-9**
 start definitions **CSG-07:7-11**
 timed IPL information display **RLM-00:2-12**
 version/level **RLM-00:1-2**
 VTAM/TPF buffer **MPG-5A:3-11**
 VTAM command sense data **AOG-09:525**
 VTAMLST **RLM-00:3-7, RLM-00:3-8, RLM-00:3-12,**
 RLM-00:3-14

W

WAIT instruction **AOG-09:417, AOG-09:418**
 window
 MOSS-E **BOG2-03:2-1**
 wire wraps for 3746-900 communication
 lines **MPG-5A:9-2**
 work register display **AOG-09:171**
 workstation (DCAF)
 APPN-attached **BOG2-03:2-15, CSG-07:1-2,**
 CSG-07:8-1, OV-07:4-11
 installation **CSG-07:2-1**
 LAN-attached (APPC-type) **BOG2-03:2-15,**
 CSG-07:1-2, CSG-07:5-1, OV-07:4-11
 minimum configuration **CSG-07:1-4**
 modem-attached **BOG2-03:2-16, CSG-07:1-3,**
 CSG-07:6-1, OV-07:4-11
 NCP definitions **CSG-07:7-9**
 remote (controlling) **CSG-07:3-1**
 SNA-attached **BOG2-03:2-15, CSG-07:1-2,**
 CSG-07:7-1, OV-07:4-11
 target **CSG-07:3-1**
 TCP/IP-attached **BOG2-03:2-15, CSG-07:1-2,**
 OV-07:4-11
 two-target configuration example **CSG-07:A-1**
 VTAM majornode definitions **CSG-07:7-12**

workstation (Telnet)
 TCP/IP-attached **BOG2-03:2-16, CSG-07:9-1,**
 OV-07:4-12
 wrap test **INT-04:7-13, INT-04:8-6, PDG-06:16-1**
 at LIC level **AOG-09:350**
 at modem-level **AOG-09:353, AOG-09:356**
 at NTT cable-level **AOG-09:352**
 at tailgate level **AOG-09:351, AOG-09:355**
 automatic on LIC **AOG-09:365**
 default patterns **AOG-09:399**
 end **AOG-09:372**
 function (WTT) **AOG-09:347**
 in progress **AOG-09:371**
 initializing **AOG-09:363**
 internal-level **AOG-09:355**
 non-automatic **AOG-09:365, AOG-09:366,**
 AOG-09:367
 on 3746-900 lines **AOG-09:348**
 on HPTSS lines **AOG-09:347**
 on TSS lines **AOG-09:347**
 pattern selection **AOG-09:368, AOG-09:369**
 personal patterns **AOG-09:400, AOG-09:404**
 requirements **AOG-09:348**
 results **AOG-09:372**
 running test **AOG-09:370**
 starting **AOG-09:363**
 wrap test plug identification **AOG-09:376, PDG-06:C-1**
 WTT function **AOG-09:347**

X

X'71' input register contents **AOG-09:83**
 X'72' register contents **AOG-09:83**
 X.20 bis **INT-04:5-11**
 X.21 **INT-04:5-12**
 direct attachment **AOG-09:212**
 modem attachment (DCE) **AOG-09:212**
 Switched Line Test (NCP) **AOG-09:435**
 X.21 bis **INT-04:5-11**
 X.21 nonswitched
 direct attachment **PDG-06:9-27**
 modem attachment (DCE) **PDG-06:9-25**
 X.21 SH/MPS **INT-04:6-2**
 X.21 switched
 modem attachment (DCE) **PDG-06:9-29**
 X.25
 cause byte and diagnostic code **MPG-5A:14-2**
 compatibilities
 call user data field **MPG-5A:14-2**
 CLP lines **MPG-5A:14-2**
 subarea link (INN) **MPG-5A:14-2**
 configuration **MPG-5A:14-3**
 For DTE-to-DTE SVCs **MPG-5A:14-3**
 X.25.OUFT statement **MPG-5A:14-3**
 functions supported
 X.25 NPSI **MPG-5A:14-1**
 X.25 ODLC **MPG-5A:14-1**

X.25 (continued)

NCP parameters for X.25 ODLC **MPG-5A:14-4**
network management

 fault management **MPG-5A:14-3**

 performance management **MPG-5A:14-3**

NPSI parameters not used in X.25 ODLC

 environment **MPG-5A:14-4**

performance and tuning

 CCU utilization for X.25 ODLC **MPG-5A:14-5**

 CCU utilization for X.25 ODLC and NPSI

 line utilization **MPG-5A:14-5**

 modulo 8 and modulo 128 lines **MPG-5A:14-5**

X.25 connectivity **OV-07:2-2**

X.25 SNA Interconnection (XI) **INT-04:6-2**

Readers' Comments — We'd Like to Hear from You

3745 Communication Controller
Models 210 to 61A
3746 Expansion Unit Model 900
Customer Master Index
Publication No. SA33-0172-07

Please send us your comments concerning this book. We will greatly appreciate them and will consider them for later releases of the present book.

If you prefer sending comments by FAX or electronically, use:

- FAX: 33 4 93 24 77 97
- E-mail: FRIBMQF5 at IBMMAIL
- IBM Internal Use: LGERCF at LGEPROFS
- Internet: rcf_lagaude@vnet.ibm.com

In advance, thank you.

Your comments:

Name

Address

Company or Organization

Phone No.

Readers' Comments — We'd Like to Hear from You
SA33-0172-07



Cut or Fold
Along Line

Fold and Tape

Please do not staple

Fold and Tape

PLACE
POSTAGE
STAMP
HERE

IBM France
Centre d'Etudes et Recherches
Service 0798 - BP 79
06610 La Gaude
France

Fold and Tape

Please do not staple

Fold and Tape

SA33-0172-07

Cut or Fold
Along Line



1

2



3


4





Part Number: 71F9885

Printed in the United Kingdom



SA33-0172-07



71F9885

