



This is a digital copy of a book that was preserved for generations on library shelves before it was carefully scanned by Google as part of a project to make the world's books discoverable online.

It has survived long enough for the copyright to expire and the book to enter the public domain. A public domain book is one that was never subject to copyright or whose legal copyright term has expired. Whether a book is in the public domain may vary country to country. Public domain books are our gateways to the past, representing a wealth of history, culture and knowledge that's often difficult to discover.

Marks, notations and other marginalia present in the original volume will appear in this file - a reminder of this book's long journey from the publisher to a library and finally to you.

Usage guidelines


Google is proud to partner with libraries to digitize public domain materials and make them widely accessible. Public domain books belong to the public and we are merely their custodians. Nevertheless, this work is expensive, so in order to keep providing this resource, we have taken steps to prevent abuse by commercial parties, including placing technical restrictions on automated querying.

We also ask that you:

- + *Make non-commercial use of the files* We designed Google Book Search for use by individuals, and we request that you use these files for personal, non-commercial purposes.
- + *Refrain from automated querying* Do not send automated queries of any sort to Google's system: If you are conducting research on machine translation, optical character recognition or other areas where access to a large amount of text is helpful, please contact us. We encourage the use of public domain materials for these purposes and may be able to help.
- + *Maintain attribution* The Google "watermark" you see on each file is essential for informing people about this project and helping them find additional materials through Google Book Search. Please do not remove it.
- + *Keep it legal* Whatever your use, remember that you are responsible for ensuring that what you are doing is legal. Do not assume that just because we believe a book is in the public domain for users in the United States, that the work is also in the public domain for users in other countries. Whether a book is still in copyright varies from country to country, and we can't offer guidance on whether any specific use of any specific book is allowed. Please do not assume that a book's appearance in Google Book Search means it can be used in any manner anywhere in the world. Copyright infringement liability can be quite severe.

About Google Book Search

Google's mission is to organize the world's information and to make it universally accessible and useful. Google Book Search helps readers discover the world's books while helping authors and publishers reach new audiences. You can search through the full text of this book on the web at <http://books.google.com/>




*Twentieth century manual of
railway and commercial ...*

Frederic Louis Meyer







Interior of the Western Union operating room, Chicago office. The operators occupy the ninth and tenth floors of the Western Union building. The rooms are 46 x 212 feet, and accommodations are provided for 880 operators. The number of messages handled here average 2,327,436 a month.

FIFTH EDITION
Revised and Enlarged

TWENTIETH CENTURY
MANUAL

OF

RAILWAY
AND
COMMERCIAL
TELEGRAPHY

By
FREDERIC L. MEYER

NOTE TO THE READER

The paper in this volume is brittle or the inner margins are extremely narrow.

We have bound or rebound the volume utilizing the best means possible.

PLEASE HANDLE WITH CARE

GENERAL BOOKBINDING CO., CHESTERLAND, OHIO



ating room, Chicago office. The operators occupy the ninth and tenth floors of the
he rooms are 46 x 212 feet, and accommodations are provided for 880 operators.
nber of messages handled here average 2,327,436 a month.

FIFTH EDITION
Revised and Enlarged

**TWENTIETH CENTURY
MANUAL**

OF

**RAILWAY
AND
COMMERCIAL
TELEGRAPHY**

By
FREDERIC L. MEYER

Copyright 1905 by Rand, McNally & Company

RAND, McNALLY & COMPANY, PUBLISHERS
CHICAGO AND NEW YORK

710610

Copyright, 1902,
by Rand, McNally & Company.

Copyright, 1905,
by Rand, McNally & Company.

PREFACE.

In presenting the Twentieth Century Manual of Telegraphy, attention is called to the fact that the Manual is not the work of a few days, but it is the result of many years of observation and close study of telegraphy in all its phases.

It is not the work of an inexperienced telegrapher, but it is the achievement of the author, whose experience covers a period of fourteen years on some of the fastest wires of the United States, Canada, and Mexico.

Great caution has been exercised to eliminate such matter as would burden the student with theories, the aim being to embody in its pages only practical instructions, using practical forms as they must eventually come in active work, so arranged that they will guide the student steadily along.

Dispatchers, operators, managers, and prominent officials have been drawn upon for phrases, practical train orders, and railway and commercial messages. A careful selection has been made from a large amount of material gathered together. Each and every form has been fully explained and divided into parts, and every effort has been made to make them plain. The different forms have been compiled systematically in every detail.

The work touches all kinds of practical orders, messages, and phrases, and contains universal abbreviations, punctuations, and other compilations of vital importance to both student and operator, covering a great many branches of the railway and commercial business unknown to the average operator who has not had an opportunity to work on more than one or two roads.

There has been an endeavor to present the various forms with a fullness, yet conciseness of explanation, and completeness of illustration, that makes them thoroughly practical.

Beginning with the alphabet, the work has been arranged as it has naturally come to our greatest operators. To make the student's progress gradual, the first thing he masters in the practical office, the things that first come to his ears as he studies, and the first things he will get a chance to do under the teacher or operator, are properly arranged and lead from one to another in logical order.

To teach the alphabet is not enough. The student must have the correct punctuations, which in telegraphy are entirely different from the manner in which they appear in print. He must know how to use some punctuations for signs, and how to abbreviate his words. He must learn the technical laws governing sending and receiving operators. Were these points mastered by the average operator, countless failures would be saved.


In these days, correct forms and correct copies are absolutely necessary. To understand how to save time, and to transmit and receive messages,

specials, and train orders so that they will bear the same technical form as the original copy, are requisites in modern telegraphy.

Owing to the obsolete, incumbering matter contained in the only available text books on practical telegraphy, as it is sent and received over the wires, the author believed it necessary to prepare this work.

The thanks of the author are cheerfully extended to all who, during the past years, have worked so zealously for the success of the undertaking. For some of the cuts used in this work he is indebted to the Western Electric Company, and for the telegraphers' script to Mr. W. Anderson, the well-known teacher of this penmanship.

FREDERIC L. MEYER.



A charming view from the operator's window.

CONTENTS.

PART I.

Elementary Electricity.

Lesson

- I. Instructions for Beginners. Electricity. Student's Outfit. Battery Employed.
- II. Electro-Magnetism.
- III. Instruments Employed. Resonators.
- IV. Circuits.
- V. Faults. Interruptions. Wire Testing.
- VI. Cut-outs. Switch-boards.

PART II.

The Morse System of Telegraphy.

- I. The Morse Alphabet.
- II. Translation.
- III. Orders.
- IV. Manipulation. Position.
- V. Exercises in Manipulation.
- VI. Sending. Sending Exercises.
- VII. Simple and Compound Punctuations. Explanations.
- VIII. Receiving.
- IX. Telegraphers' Penmanship.

(vii)

PART III.**Commercial Business.****Lesson**

- I. Office Calls. Operator's Signals. Transmission. Form of Sending Messages.
- II. Receiving Messages. Explanation of Forms. Acknowledgment of Receipt. Breaking and Copying.
- III. Commercial Abbreviations. Wire Testing Abbreviations.
- IV. Service and Office Messages.

PART IV.**Beginning Railway Telegraphy.****General Instructions.**

- I. Schedule and Numbers. OS'ing Trains. Movement of Trains by Telegraphic Orders.
- II. Sending Orders on Wire. Repetition of Orders. Order Form.
- III. Beginning Telegraphic Orders. Abbreviations.
- IV. Numeral Signals. Explanations. Form of "19" "X" Order. Explanation of "X" Response. Order Form. Definitions. Trains, How Designated. Technical Terms. Special Order "Rights."
- V. Practical Railway Messages.
- VI. Railway Wire Abbreviations.
- VII. Abbreviations Used in Railway Messages.
- VIII. Railway Station or Fixed Signals. Train Signals.

PART V.

Advanced Railway Business.

Lesson

- I. "31" Train Orders. Various Forms Used.
Practical Work.
- II. "31"—"X"—Orders. Explanation of "X"
Response and Work.
- III. Standard Train Order Forms.

PART VI.

Block Signaling and Examination.

- I. Block Signaling. Caution Cards. Releases.
Cross-overs.
- II. Block Record Sheet.
- III. Block Examination.

PART VII.

Technical Orders and Telegraphic Reports.

- I. "31"—"X"—"13" Orders. O. K. Instead of
Complete. Explanations.
- II. Technical Messages and Telegraphic Reports.
Practice and Origin.
- III. Car Reports. Practical Hints.

PART VIII.

Advanced and Expert Commercial Telegraphy.

- I. Technical Messages. Special Delivery. Govern-
ment and Deadhead Business. Grain and Ser-
vice Messages.

ADVANCED AND EXPERT COMMERCIAL TELEGRAPHY—
CONTINUED.

Lesson

- II. Office Messages. Code, Cipher, and Duplicate Business. Night Messages.
- III. Forwarding, Forwarded, Extra Date, Other Line, Query, and Combination Messages.
- IV. Cablegrams, More Than One Address, Number Service Messages.
- V. Commercial News Department. [C. N. D's]. Grain and Provision Abbreviations. Option Months. Grain, Provision, and Live Stock Quotations. Time, Order, and Forms.
- VI. Government Signals [Agricultural Department]. Race Specials, Form and Explanations. Associated Press Special. Code and Full Copies. Box Score [Baseball Special].
- VII. Tariff Book. Tariff Sheet. Words to be Counted and Charged for.
- VIII. Delivery Department.
- IX. Accounts, Reports, and Remittances. Insured Messages. Telegraphic Notes.

APPENDIX.

- A. Intermediate Peg Switch-boards. Cut In. Cut Out. Grounding. Patching.
- B. Upon Receiving a Message From the Wire. Upon Receipt of Message From Customer. Breaks in Sending Messages.

PART I.

LESSON I.

Instructions for Beginners.



TELEGRAPHY requires careful, methodical drill and study, and great results can not be expected from little labor. "Whatever is worth doing at all is worth doing well." You are entering a profession that recognizes superiority more quickly than any other, and a profession that recognizes only ability.

Follow the instructions carefully. If you start well you will have no trouble to "get up." You have plenty of time, and as you are laying the foundation for your entire future, be sure to lay it well.

Do not aim to do your work as *well* as anyone else, but a little *better*, and then you will be picked out for promotion before anyone else.

Do not pass a point until you are sure that you are master of it. Nothing is gained by rushing hurriedly over the ground. One point neglected in the early part of the text may lead to endless difficulties.

To master one's profession is to put one's self in the line of promotion. It is more than that, it is to command promotion. The really competent man rarely has his abilities overlooked. He is rather the one who is being sought. His study and preparation

in order to fit himself for good work, will be found to have trained his mind and elevated his moral force to the point of favorable recognition by his official superiors. There is a place always waiting for good and capable men.

The reward may not come when or where it is expected. It may not be always in telegraphy that operators shall find the advancement they feel to be their just due, although from the telegraphic field itself the companies must primarily look for their future officials; but if not, then in other and analogous callings, where the pecuniary reward may be even higher.

No lasting promotion will come without fitness.

Electricity.

What is electricity—A polar force which becomes discernible by its peculiar phenomena of *attraction* and *repulsion*. Two dissimilar metals brought in contact produce opposite kinds of electricity on the surfaces, one becoming *positively*, and the other *negatively*, electrified. It is regarded as a mode of molecular motion.

From what was the name derived—The Greek word signifying *amber*, the body on which it was first discovered, when rubbed upon fur, wool, or silk, acquiring the property of attracting light objects. The force of electricity was known 600 years before Christ, but no advance was made in the science for 1,600 years.

Name the properties of electricity—In its natural, unexcited state it does not exhibit its

properties, because in that state it makes no manifestations of itself.

What does it possess when excited—The power of attraction and repulsion.

How developed—In two ways, by chemical action and by friction.

What are the algebraic signs for positive and negative electricity—The sign $[+]$ for positive, and $[-]$ for negative.

Student's Outfit.




Fig. 1.
Student's Outfit.

In Fig. 1 we have a student's "set," that is, key and sounder on one board. It is connected with what is known as the gravity battery. The instrument has two posts from which wires run to the battery. One wire runs to the zinc where it is connected with a thumb-screw, the other runs to the copper which is connected by being twisted together. The copper should be bent in the shape shown in Fig. 2.

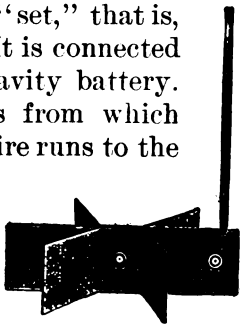


Fig. 2. Copper.



Fig. 3. Crowfoot.




Fig. 4. Star.

There are two styles of zincs, the Crowfoot, Fig. 3, and the Star, Fig. 4.

In making up your battery the blue vitriol should be placed around the copper as in Fig. 1, and water poured into the jar until it covers the feet of the zinc.

Where dry battery is used it is best to unscrew the key lever and always leave the circuit open, as dry batteries run down in a short time if the circuit is kept closed.




Fig. 5. Dry Battery.

Battery.

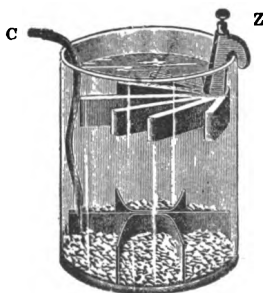


Fig. 6. Gravity Battery.

What kind of battery is generally used in the telegraph service—The gravity battery is generally used for the production of an electric current which develops by chemical action.

What are gravity batteries—Two fluid cells. Instead of employing a porous cell to keep the two liquids separate, it is possible, where one of the liquids is heavier than the other, to keep the latter on the bottom and have the lighter floating upon it; this separation, however, is never perfect, the heavy liquid slowly diffusing upward.

How are these batteries made up—By copper sheets being placed in the bottom of a glass jar with a zinc suspended about four inches above the copper. About six to eight ounces of blue vitriol in small lumps are dropped into the jar around the copper and enough clean water poured into the jar to cover the zinc.

How is the current generated—It starts from the positive zinc plate, flows through the fluid to the copper plate, and through the external circuit and back to the zinc plate. The copper strip, whence the current starts on its journey through the external circuit, is called the *positive pole* [+] and the zinc strip is called the *negative pole* [-]. When the external circuit is broken no current flows, but still the wire connected to the positive pole (copper plate) is called the *positive wire*, and the wire connected to the zinc pole, the *negative wire*. As in almost all commercial batteries, zinc is used as one pole, it may be well to remember that the *zinc pole* is always the *negative pole* and the *copper plate* is the *positive pole*. However, they are more commonly called *zinc batteries* and *copper batteries*.

Conductors and Insulation.

Meaning of conductors and non-conductors—Bodies which conduct readily are termed *conductors*, and those *non-conductors* which conduct slowly.

Name the most common conductors—Metals, water, and animal bodies.

Name the most common non-conductors—Glass, rubber, ice, porcelain.

Explain the meaning of insulation—Where a body is separated from surrounding objects in such a manner that it neither receives nor imparts electricity. A body is insulated by being surrounded and supported by non-conductors.

LESSON II.

Electro-Magnetism.

Electro-magnetism is that force in nature which is developed by the influence of electric currents. A natural magnet is an iron ore known as lodestone, while an artificial magnet is a bar of steel magnetized by artificial means.

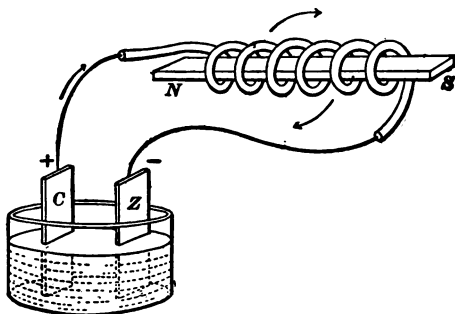



Fig. 7. Magnetized Iron Bar.

When the current is passing through a circuit, spirally coiling around a soft iron bar, the bar becomes an electro-magnet. The separate turns of wire must not touch each other on the iron bar, as this would cause a short circuit through which the current would pass. The wire must be insulated.



Right Hand Wound.



Left Hand Wound.

The iron bar is a magnet only as long as the current flows. It receives and parts with it rapidly. It may be produced and destroyed several thousand times in a second. Soft iron magnets for this reason are altogether used for telegraphic purposes, the magnets being under control.

The electro-magnets used for telegraphic purposes consist of two cores of soft iron, upon which are wound insulated copper wire, each core covered with rubber in the shape of two spools, the iron cores being screwed to a connecting iron bar known as the "heel piece." The spools are wound in the same direction and both *inside* ends should be joined or the current through one helix would neutralize the effect of the other and no magnet be produced. The other ends should lead to the instrument posts for attachment to battery or line.



Fig. 9.
Electro-Magnets.

What effect has the current upon electro-magnets—Passing through the turns of the wire around the soft iron cores within, these iron cores become magnetized by the inductive influence of the electric current and possess the power of attracting, with considerable force, the armature or piece of iron which is kept just short of reaching the poles or ends of the cores, as when it is in contact a residuum of the induced magnetism lingers in it and in the cores after the current ceases to flow. Held away thus, this attractive power ceases the moment the current ceases.

LESSON III.

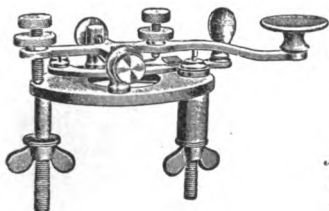
Instruments Employed.

Fig. 10. The Key.

The key is a mechanical device for opening and closing a circuit.

Describe its principal features -- A metallic lever on a trunnion, supported by screws in the elevated sides of a metallic base.

On the bottom of this base are two metallic screw posts to receive the ends of wires. One post is separated from the other by non-conducting material — generally vulcanized rubber, which runs around the point in the front part of the key. In the center of this is fastened a small piece of platinum, and directly above it on the under side of the key lever is fixed another piece of the same metal.

One being insulated from the other, the current can not pass between them, except while the lever is pressed down, bringing together the two platinum points, which are in reality the two ends of the wire. A spring is employed to keep these two points separated.

How is the circuit kept closed — By a circuit closer, or movable bar, so situated as to slide under a lip, thus keeping the wire electrically connected while the key is not in use.

The Relay.

*Of what does the relay consist—*Of a bar or armature so arranged as to be free to move when acted upon by an electro-magnet, and which, when moved, closes a local battery circuit through the sounder connected with the relay.




Fig. 11. The Relay.

*Is there any communication of electricity between the local and main circuit—*None whatever; the relay establishes a mechanical and not an electrical connection.

Name the three essential parts of the relay—

1st. Two helices of insulated wire enclosing two bars of soft iron connected by a yoke.

2d. An armature attached to a movable lever and situated near the open ends of the soft iron bars.

3d. Two platinum points, one being fixed on the armature, and the other to the brass frame in such a manner that the movements of that lever separate or unite them, opening and closing the local circuit.

The Sounder.

*What is the sounder—*The instrument employed in receiving messages.

Of what does the sounder consist—Simply two




Fig. 12. The Sounder.

upright electro-magnets, an iron armature attached to a movable lever fixed upon a frame elevated above the base, with a spring attached to the lever which must be adjusted in proportion to the strength of the current. It is regu-

lated by two adjusting devices, one stopping the movement toward the magnets which gives the sound, the other limiting the movement of the lever away from the magnet by the spring.

Resonators.

Resonators are used by all large commercial offices, as the sounder incased in them greatly increases and concentrates the sound, making it possible to read readily from a




Fig. 13. Adjustable Resonator.

certain sounder, without affecting the work at other instruments, the sound being entirely confined to the instrument. It is especially adapted for receiving operators using the typewriter, or for all situations where the sound of the instrument is subject to outside interference.




Fig. 14.
Stationary Resonator.

LESSON IV.

Circuits.

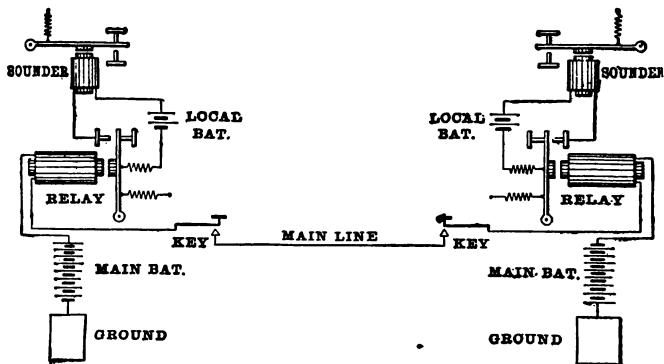


Fig. 15. Circuits.

Name the two classes of telegraphic circuits —
Main and local.

Define the main line — The main circuit extends the entire length of the line, of which the wire between offices forms a part.

What part of a main line does the earth form —
It is used instead of a return wire, as in the case of a local circuit.

Explain how this is accomplished — Commencing at one terminal station at the earth, *i. e.*, with a ground wire connected to a rod driven several feet into the ground, the wire runs from this rod into the battery room and is connected to one pole of the battery; then from the other pole of the battery a wire is connected to one of the legs or binding screws of the relay; a third wire extending from the other post of the relay is connected to one of the binding screws of the key; from the other key post a fourth line runs along the route, being insulated from the poles by glass knobs to keep the current from passing to earth until the wire reaches the way, or intermediate offices, where it runs through the key and relay, but not to ground until it reaches the other terminal office, where it enters the office, runs through the key and relay, then to the battery, and again connects with the earth; as the earth now joins both ends, it completes the circuit, the earth yielding up to one end of the line as much as it receives from the other, without permitting any “increase” or “decrease” of its electricity.

Where a switch-board or cut-out is used, the main line wires are run into the office to the screw posts at the board, and from there to the instruments.

Define the local circuit—It is a snort circuit confined to the office, which, starting from the battery, goes through the armature lever of the relay and its frame, and the helices of the sounder back to the battery, its extent from instruments to battery being limited to a few feet.

How are the instruments connected—The local or sounder with the relay, the key with the main line, and the relay with the key, sounder, and main line.

What is the key for—To close and open the main circuit, which operates the relay.

How does the relay act upon the local circuit—It closes and opens it, which operates the sounder.

How are wires connected or spliced—Two wires are firmly wound around each other, the different convolutions touching one another and passing as near as may be at right angles with the wire which they surround.



Fig. 16. Spliced Wires.

LESSON V.

Faults, Interruptions, and Wire Testing.

To what are interruptions due—Every shower, fog, mist, sleet, high wind, and contact with other wires.

What is a disconnection or break—Where the continuity of a circuit is ruptured, causing a cessation of the flow of electricity.

Give meaning of an escape or leakage—Where the current escapes from the line to the ground by defective insulation, or contact with some conductor leading to earth.

What causes a cross—Two wires coming in contact, in such a manner that one can not be worked without interfering with the other.

How is perfect communication restored when wires are crossed—By opening one and handling business on the other wire, which will not then be affected.

What causes a weather cross—A leakage of current from one wire to another in wet weather, caused by defective insulation.

What is a swinging cross or contact—One wire swinging against another but remaining in contact but a short time.

Give meaning of wire-testing—Proving the electrical condition of wire.

How is this accomplished—By calling the terminal offices and establishing communication.

How is trouble located—By calling up operators at various way-stations and asking them to connect their ground wire for a few seconds, first on one side of the instruments, and then on the other. If either connection closes the line circuit, the interruption is on that side, as the current of the opposite battery is complete through the ground.

What is meant by "put No. 1 east to 2 west" — To so connect the wires that they will work through your office in the directions named only, as one wire.

Give meaning of "straighten 1 and 2"— To restore the wires to their usual condition, or at times to take off ground wire.

LESSON VI.

Plug Cut-outs.



Fig. 17.

This is an old and simple form of cut-out apparatus for a way-office on a single wire.

The line wires are brought to the terminal A1 and A2 (Fig. 17). A1 is connected with a vertical pin C, fixed in the wooden base. A2 is connected with a metallic spring D, which carries a pin D, against the fixed pin C, and thereby connects the lines A1, A2. The insertion of a plug, as shown in the following cut (Fig. 18), by the two pins, causes the movable pin D to press against the E side of the plug. These sides are connected with the relay of the office by wires whose ends are clamped over the screws G and H. The insertion of the plug, therefore, interposes the instruments between the two

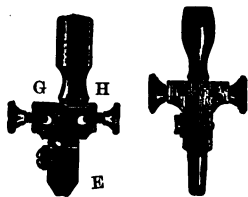


Fig. 18.

Plug Cut-outs.

terminals A1 and A2; and, consequently, in the line circuit by the withdrawal of the plug, the spring D snaps against the pin point C and directly connects the lines and removes the circuit from the relay.

Switch-Board.

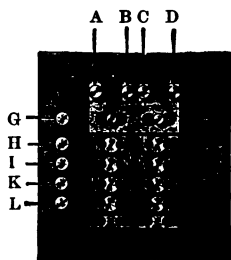


Fig. 19. Two-Circuit Way-Switch.

A switch-board for two separate lines, outgoing and incoming, from a way-station is represented in Fig. 19. Here the lines are connected to the terminals A, B, C, D, and with the strips and lightning arrester J. All the circular pieces in one horizontal row are connected to one terminal, as at H. The row below it and the terminals K, L, are connected to the lowest pair of circular pieces between each pair of strips. By this means, a pair of thin plugs can be inserted in any diagonally adjacent pair of holes, so as to press the instrument or the given pair of terminals, in connection with a given pair of lines. For example, by inserting plugs in the intersections C and K, and D and L, the instrument that belongs to the local section K, L is inserted in the line of C, D. It is customary to have a board wired in such a manner that the plugs are normally inserted in a diagonal line across the board, thus connecting lines A, B to instrument H, I, and lines C, D to instruments K, L. G is the current terminal for the plate and lightning arrester J, and is a wire to ground.

Loop Peg and Cord.

Connections on large boards are in some instances made by inserting a double plug in one of the holes between a disc and a strap.

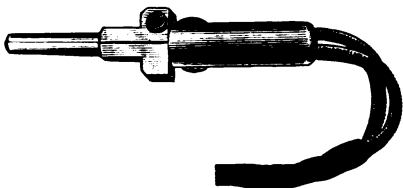


Fig. 20. Loop Peg and Cord.

This plug is made in a similar manner to the plug used in a "cut-out," Fig. 18, excepting it has a round nose.

A double plug for switch-board purposes is represented in Fig. 20.

It is commonly called the "loop peg," being used to loop in an instrument. It is generally used for testing.

In Fig. 21 is shown a 50-strap spring-jack board. These boards are used to advantage in large commercial and terminal offices, where battery connections are made with the line. They are constructed in such a manner that changes in the disposition of either wires, desk instruments or kind (positive or negative electromotive force) can be made instantly, with ease and without causing interruptions.

Example: One row of discs across the board is connected to a sixty-cell copper "positive" battery, which, in turn, runs to ground; another row of discs connects with the zinc or negative battery of the same amount, and the next twice the amount of copper as the first, and so on until several hundred cells are reached. Wherever a strap is connected




Fig. 21. 50-Strap Spring-Jack Board.

with a disc by the insertion of a pin-peg, it is supplied with the electromotive force of positive or negative polarity designated on that line.

In case of a "through" wire, which does not terminate at the office, it is sometimes necessary to use an intermediate battery, which is connected to two rows of discs, one to the positive and the other to the negative pole.

The spring-jack is used in establishing the connection of instruments with the circuits, each line wire entering at the back of, and at the bottom of the board and being attached to post Y at the lower end of the spring-jack. A flat plug having two

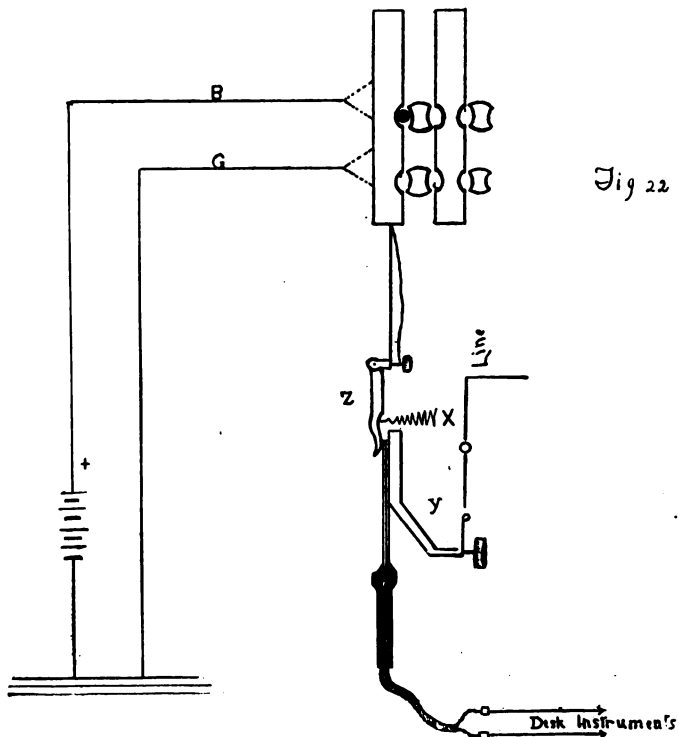


Fig 22

Fig. 22.

metallic sides separated by a piece of hard rubber, with a cord attached, containing two wires connected to the metallic sides, is inserted in any of the spring-jacks on the board. The insertion of the plug raises a spring lever, thereby breaking the metallic connections between the jaws of the jack and allowing the circuit to go through the instruments which are connected through the cord.

When the plug is withdrawn the jack Z rests in contact with the base Y through the influence of the spring X. By inserting a pin-peg between a disc and a strap, the kind and amount of battery or force is supplied.

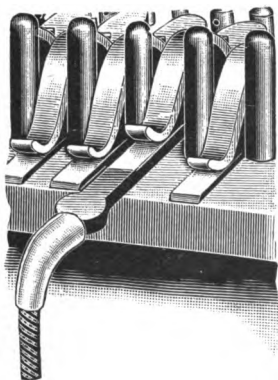


Fig. 23. Section of a Switch-Board, showing spring-jack and plug.

For further instructions on switchboards see Appendix A.



A telegraph operator's mistake would be disastrous at this point.

PART II.

LESSON I.

The Morse System of Telegraphy.

The Morse alphabet, which is employed to represent the sounds used in telegraphy, is composed entirely of linear characters formed of dots and dashes, and by the combination of the two: the former being an instantaneous closing of the key, while the key is held for the latter. Examples:—dot [•], dash [—]. The letters C, O, R, Y, and Z, and the symbol “&” are composed of dots and spaces. There are no spaces in any of the letters composed of dashes.

The Morse Alphabet.

The student should commit the alphabet to memory before attempting the punctuation marks.

Each character of the alphabet should be thoroughly impressed upon the memory without reference to the position of other characters, so that the mind has nothing to do but to attend to the mechanical movement.

Alphabet.

A	B	C	D	E	F
..	---	.	---
G	H	I	J	K	L
---	----	---	---
M	N	O	P	Q	R
---	----	---	---
S	T	U	V	W	X
---	-	---	----	---	---
Y	Z	&			
..			

Numerals.

1	2	3	4	5	6
---	----	----	----	---	-----
7	8	9	0		
---	----	---	---		

Punctuations.

Period	Comma	Interrogation
-----	----	-----

at end

LESSON II.

Translation.

Translate the following words into Morse characters:

Abandon	Announce	Caution
Abide	Answer	Circumstances
Able	Anticipate	Couriers
Accept	Anxiety	Developed
Accident	Appear	Did
Accommodate	Appropriate	Disagree
Accompany	Arrange	Discharge
Accomplish	Arrival	Discouraged
Account	Arrive	Engagement
Acknowledge	Ask	Enough
Acquaint	Assertion	Excess
Act	Attempt	Exhausted
Action	Authorize	Expect
Actor	Average	Expense
Add	Avoid	Explain
Admit	Baggage	Fail
Advance	Bank	Feature
Advantage	Believe	Follow
Advertise	Benefit	Forward
Advise	Better	Gauge
Affect	Bill	Guarantee
Agent	Book	Hanger
Aid	Business	Heralds
Allow	Call	Injure
Amount	Cancel	Justice

LESSON III.

Order No. [. . . .]


[. . . .] [.] [.] [. .] [.]
 [.] [.] [. .] [. .] [. .] [. . . .]
 [.] [. .] [.] [. . . .] [. .] [. .]
 [.] [. . . .] [. .] [.] [.] [.]
 [.] [. .] [. . . .] [.] [.]
 [. . . .] [. .] [. . . .] [. . . .] [. . . .] [. . . .] [. . . .]
 [.] [.] [. .] [. . . .] [.] [. . . .] [. .] [. . . .]
 [. . . .] [. .] [.] [. . . .] [. . . .] [. . . .] [. .] [.]
 [. . . .] [. . . .] [.] [. . . .] [. .] [. . . .] [. . . .] [. . . .]
 [. . . .] [. . . .] [. . . .] [. . . .]
 [. . . .] [. .] [. . . .]
 [.] [.] [. . . .]

Order No. [.] [.]

[. . . .] [.] [. . . .] [. . . .] [. .] [. .] [. . . .] [.] [. . . .]
 [. .] [.] [. . . .]
 [.] [. . . .]
 [.] [.] [. .] [. . . .] [. . . .] [. . . .] [. . . .]
 [. . . .] [. .] [.] [.] [.] [. . . .] [. . . .]
 [. .] [. . . .] [. . . .] [.] [. . . .] [. . . .]
 [. . . .] [. . . .] [. . . .]
 [. . . .] [. . . .]

LESSON IV.

Manipulation.



Manipulation, or sending, is the operation of forming dots and dashes, or telegraphic signals, on the instrument called the key.

Position.

Place the first two fingers on the farther edge of the key-knob with the thumb under the edge; curve the first and second fingers so as to form the quarter section of a circle, partially close the third and fourth fingers, but do not curve them so as to

cramp them. Be careful that they do not touch the table. Rest the arm on the table with the elbow about two inches from the edge. Never allow the grasp to be rigid, but at the same time have it firm enough to work the key regardless of the spring which holds it up. Handle the key as you would handle a pen.

Movement.

The motion is directly up and down, and is made principally at the wrist, although the fingers and hand must be used as a leverage, and all should work and move uniformly in the same direction. The downward movement of the key (closing the key) produces the dots and dashes, and the return of the key (allowing it to come up) produces the spaces and breaks.

The finger movement alone should be carefully avoided, as the fingers are used merely to hold the key. An instantaneous downward stroke of the key makes a dot [·], while the dash is made by holding the key down the length of time of three units of space, or a time equaling three dots. A long dash is the equivalent of two short dashes. The space, or break (the opening of the key) between the *elements* of a letter, equals one unit, while between *spaced letters* it equals two units, or between the *letters of a word*, three units.

LESSON V.

First Exercise.

Learn the movement by making dots slowly, making one each second, then two, three, and four each second. Then take up the dashes and make them in the same manner.

Second Exercise. Dot Letters.

E I S H P 6

Third Exercise. Dash Letters.

T M 5 L 0 (Cipher)
 _ _ _ _ _ _ _ _ _ _ _

Fourth Exercise. Dot and Space Letters.

O R C Y Z &

Fifth Exercise. Dots and Dash Combinations.

N D B 8
 _ _ _ _ _ _ _ _ _ _ _ _ _

4 V U A
 _ _ _ _ _ _ _ _ _ _ _ _

THE TWENTIETH CENTURY

Fractions

1-5 2-7 9-15

The Dollar Mark.

Eighth Exercise

Do not leave this exercise until you have completely mastered it. Drill upon it until you are confident the dots are not prolonged, that the spaces are firm, and the dashes are all the correct length. Remember the dots and dashes (when not spaced) together, and the letters equal distance. Repeat When making a number for spaces, so that they may not be mistaken for spaces. Repeat as well as forward, and by selection, letter and numeral can be made at will

N

A

B

V

E

U

D

H

5

[] []

[] [] []

[]

[] [] []

3 P Y 6

\$ 8 & ?

ting numbers a short space usually
ad of a comma between every three

1,300

15,765

20,234

4,657,234

Sixth Exercise. Fractions.

A dot or letter "E" substituting a hyphen between figures is transmitted 1e5. 1-5 2-7 9-15 7-8 7-10 11-12.

Seventh Exercise. The Dollar Mark.

Transmit decimals by using the word "dot" thus : 32 dot 26 for 32.26, or SX 32 dot 26 for \$32.26.

Eighth Exercise.

Do not leave this exercise until you have completely mastered it. Drill upon it until perfection is attained. Work upon it until you are confident that the dots are not prolonged, that the spaces are uniform, and the dashes are all the correct length. Remember the dots and dashes (when not spaced) are close together, and the letters equal distance apart. When making a number of dots or dashes in succession, put them compactly together, so that intervals may not be mistaken for spaces. Repeat it backward as well as forward, and by selection, until every letter and numeral can be made at will correctly.

R ...	C ...	N ..	A ..	B	V
1	F ...	T -	E .	U ...	D ...
M ..	G ...	I ..	W ...	H	5 ...

L	9	K	J	2	Period
—	— . . .	— —	— . . .	— . . .	— . . .
Comma	O	3	P	Y	6
— . . .	— .	— . . .	— . . .	— . . .	— . . .
Z	Q	X	S	0 (Cipher)	
— . .	— . . .	— . . .	— . .	—	
4	7	\$	8	&	?
— . . .	— . . .	—	— . . .	— . . .	— . . .

Ninth Exercise.

In transmitting numbers a short space usually is made instead of a comma between every three figures.

100

— . . . — —

1,000

— . . . — — — —

1,300

— . . . — . . . — — — —

15,765

— . . . — — — — — —

20,234

— . . . — — — —

4,657,234

— — . . . — . . . — —

LESSON VI.

Sending.

Uniformity of space is highly essential for correct sending. This is applicable to the characters in letters, and spaces between letters and words.

All letters must be made perfectly. Do not add a dot to any letter, and do not fail to space where a space belongs. Make your *dash* a *dash* so plainly that it can not be mistaken for a dot.

Words of Unusual Spaces.

Due caution should be exercised in transmitting words which contain either all dot letters or a number of them together.

The spaces should be larger than usual between the letters in the following words, as well as a great many words of a similar character. Be sure to make them slowly, carefully, and distinctly.

Error
Erie

■ ■ ■ ■ ■ ■ ■ ■ ■ ■
■ ■ ■ ■ ■ ■ ■ ■ ■ ■

[illegible]

Piece	Voice
1. The First	1. The First
2. The Second	2. The Second
3. The Third	3. The Third
4. The Fourth	4. The Fourth
5. The Fifth	5. The Fifth
6. The Sixth	6. The Sixth
7. The Seventh	7. The Seventh
8. The Eighth	8. The Eighth
9. The Ninth	9. The Ninth
10. The Tenth	10. The Tenth
11. The Eleventh	11. The Eleventh
12. The Twelfth	12. The Twelfth
13. The Thirteenth	13. The Thirteenth
14. The Fourteenth	14. The Fourteenth
15. The Fifteenth	15. The Fifteenth
16. The Sixteenth	16. The Sixteenth
17. The Seventeenth	17. The Seventeenth
18. The Eighteenth	18. The Eighteenth
19. The Nineteenth	19. The Nineteenth
20. The Twentieth	20. The Twentieth
21. The Twenty-first	21. The Twenty-first
22. The Twenty-second	22. The Twenty-second
23. The Twenty-third	23. The Twenty-third
24. The Twenty-fourth	24. The Twenty-fourth
25. The Twenty-fifth	25. The Twenty-fifth
26. The Twenty-sixth	26. The Twenty-sixth
27. The Twenty-seventh	27. The Twenty-seventh
28. The Twenty-eighth	28. The Twenty-eighth
29. The Twenty-ninth	29. The Twenty-ninth
30. The Thirtieth	30. The Thirtieth
31. The Thirty-first	31. The Thirty-first
32. The Thirty-second	32. The Thirty-second
33. The Thirty-third	33. The Thirty-third
34. The Thirty-fourth	34. The Thirty-fourth
35. The Thirty-fifth	35. The Thirty-fifth
36. The Thirty-sixth	36. The Thirty-sixth
37. The Thirty-seventh	37. The Thirty-seventh
38. The Thirty-eighth	38. The Thirty-eighth
39. The Thirty-ninth	39. The Thirty-ninth
40. The Fortieth	40. The Fortieth
41. The Forty-first	41. The Forty-first
42. The Forty-second	42. The Forty-second
43. The Forty-third	43. The Forty-third
44. The Forty-fourth	44. The Forty-fourth
45. The Forty-fifth	45. The Forty-fifth
46. The Forty-sixth	46. The Forty-sixth
47. The Forty-seventh	47. The Forty-seventh
48. The Forty-eighth	48. The Forty-eighth
49. The Forty-ninth	49. The Forty-ninth
50. The Fiftieth	50. The Fiftieth
51. The Fifty-first	51. The Fifty-first
52. The Fifty-second	52. The Fifty-second
53. The Fifty-third	53. The Fifty-third
54. The Fifty-fourth	54. The Fifty-fourth
55. The Fifty-fifth	55. The Fifty-fifth
56. The Fifty-sixth	56. The Fifty-sixth
57. The Fifty-seventh	57. The Fifty-seventh
58. The Fifty-eighth	58. The Fifty-eighth
59. The Fifty-ninth	59. The Fifty-ninth
60. The Sixtieth	60. The Sixtieth
61. The Sixty-first	61. The Sixty-first
62. The Sixty-second	62. The Sixty-second
63. The Sixty-third	63. The Sixty-third
64. The Sixty-fourth	64. The Sixty-fourth
65. The Sixty-fifth	65. The Sixty-fifth
66. The Sixty-sixth	66. The Sixty-sixth
67. The Sixty-seventh	67. The Sixty-seventh
68. The Sixty-eighth	68. The Sixty-eighth
69. The Sixty-ninth	69. The Sixty-ninth
70. The Seventieth	70. The Seventieth
71. The Seventy-first	71. The Seventy-first
72. The Seventy-second	72. The Seventy-second
73. The Seventy-third	73. The Seventy-third
74. The Seventy-fourth	74. The Seventy-fourth
75. The Seventy-fifth	75. The Seventy-fifth
76. The Seventy-sixth	76. The Seventy-sixth
77. The Seventy-seventh	77. The Seventy-seventh
78. The Seventy-eighth	78. The Seventy-eighth
79. The Seventy-ninth	79. The Seventy-ninth
80. The Eightieth	80. The Eightieth
81. The Eighty-first	81. The Eighty-first
82. The Eighty-second	82. The Eighty-second
83. The Eighty-third	83. The Eighty-third
84. The Eighty-fourth	84. The Eighty-fourth
85. The Eighty-fifth	85. The Eighty-fifth
86. The Eighty-sixth	86. The Eighty-sixth
87. The Eighty-seventh	87. The Eighty-seventh
88. The Eighty-eighth	88. The Eighty-eighth
89. The Eighty-ninth	89. The Eighty-ninth
90. The Ninetieth	90. The Ninetieth
91. The Ninety-first	91. The Ninety-first
92. The Ninety-second	92. The Ninety-second
93. The Ninety-third	93. The Ninety-third
94. The Ninety-fourth	94. The Ninety-fourth
95. The Ninety-fifth	95. The Ninety-fifth
96. The Ninety-sixth	96. The Ninety-sixth
97. The Ninety-seventh	97. The Ninety-seventh
98. The Ninety-eighth	98. The Ninety-eighth
99. The Ninety-ninth	99. The Ninety-ninth
100. The Hundredth	100. The Hundredth

A decided distinction should also be made whenever the letter "t" follows the letter "l," or *vice versa*, as in the words :

Little

— . . — — — .

Title

— . . — — — .

Lotta

— . . — — — .

Bottle

— — . . — — — .

Cottage

. —

Lottery

— . . — —

Alternate

. . — — — — — — .

Altitude

. . — — — . . —

Lattice

— . . — —

The student may take such words as he chooses for practice after he can write the words in this exercise. The best results can be obtained by arranging a similar series for practice.

Bake

-

Kate

-

Cake

.

Chain

.

Box

-

Decide

-

Exchange

.

January

-

Game

-

Frost

-

Humane

-

Knight

-

Maintain

-

Liable

-

Insane

-

Notice

Opinion

Practical

Part

Quick

Station

Read

Thanks

Unable

Vacancy

Xenium

Yankee

Zero

LESSON VII.

Punctuation.

Having familiarized himself with the alphabet and numerals, the operator will then find it to his advantage to apply himself to memorizing the punctuation marks.

Apostrophe	'	Qx.
Brackets	[]	Bx.
Capital Letter		Cx.
Colon	:	Ko.
Colon-Dash	:—	Kx.
Comma	,	Aa.
Dash	—	Dx.
Dollar Mark	\$	Sx.
Exclamation	!	Mn.
Hyphen	-	Hx.
Interrogation	?	Tq.
Paragraph	¶	Mm.
Pence	d	D.
Period	Ud.
Per cent.	%	Pc.
Pound Sterling	£	Px.
Semicolon	;	Si.
Shilling Mark	s	Ut.

NOTE. — Punctuation in transmitting is more different than would appear in print, and to the operator, certain punctuation marks convey, as much meaning as the expression of the face and tone of the voice, when two persons are talking.

Explanation of Simple Punctuation.

Were we to send punctuation marks as they are printed, it would be a difficult matter to avoid confounding them with words to which they are related at times. Take for example the word: To-day's. If we desire to capitalize it and insert the hyphen and apostrophe, we would send it as follows: Cx to hx day qx s—. This example explains itself. There must be some distinction between the letters of the word and the letters forming the punctuation marks. This is obviated by sending the letters in the punctuation marks at *twice* the speed of the others. When they contain two letters they are invariably *sent as close together as one letter*.

The *Apostrophe*, *Brackets*, *Capital Letter*, *Exclamation*, *Pence*, *Per cent*, *Pound Sterling*, and *Shilling Mark* are used in press work more than anywhere else, but at times all operators will need these marks even at small stations.

The *Colon*, *Colon-Dash*, *Semicolon*, *Hyphen*, *Dash*, and *Paragraph* are used constantly to-day by the commercial companies, and must eventually be more commonly adopted by the railroads. The public has discovered that punctuation marks are sent in their telegrams, and the next few years will find the different companies employing those alone who can punctuate, and will insist upon their use just as the newspapers do among their employes.

The *Comma* is used perhaps more than any other punctuation mark. It is often used in place

of a period [.] and conveys several meanings, according to the position in which it stands. For example, if after the three or four lines in the address of the message, or where a message contains several addresses, and the comma [Aa] is used, it would signify to *drop another line*, as per example :

John Brown [,]

Traveling Salesman [,]

Deere & Co [,]

Chariton Ia [.]

The *Period* [.]—While the period is used on the “received message” in many places, the receiving operator takes it upon himself to place it where it belongs ; while the sending operator will only send it, perhaps, immediately after the destination in his message, just preceding the body of the message proper.

The *Dollar Mark* [\$] is used and counted as one word whenever it appears in any message or cablegram, and is sent just preceding the numerals, as per example : Sx 14. for \$14.

The *Interrogation* [?], or question mark, as it is often called, is one of the most *useful little* things in the telegraphic world. It is used in a great many different ways. If an operator starts to make a word and makes a mistake, he sends an interrogation mark, then repeats the word, just the same as you would correct yourself in a speech by saying “*I mean.*” Again, where the word used is not exactly the proper word for the place in the operator’s mind, he calls the attention of the other operator by making an interrogation mark, and

repeating it, which would seemingly be in words spoken: "There is a question in my mind regarding that word, but *that is my copy.*"

Again, it is used, if sent interruptively in a message, the same as the word: "what?" meaning that the operator is not getting what is coming.

If, however, it is sent in the body of a message after a sentence asking a question, it is used in its proper sense. When used this way, operators always allow a little space or interval of time immediately afterwards.

The *Paragraph* [¶] is used in press work, and in sending poetry, or whenever the *copy requires* a new paragraph.

Compound Punctuation Points.

Parentheses ()—PN stands for the first (and PY for the second). The old method of using PN for both the first and second marks has been almost eliminated, owing to the fact that it confounded the receiving operator where the parentheses occurred several times in the same message. The same rule applies to quotations and underlining.

Quotations " " — QN stands for the first " and QJ for the second ". Quotation marks within a quotation are the same as an apostrophe Qx ' ' Example:

He said: "Her reply was 'No' to each question," or, He said: Qn Her reply was Qx No Qx to each question Qj.

Underline. — Ux stands for the first and Uj for the second. Where Ux announces the underline,

you would continue to underline until you received Uj. Example:

We must insist upon an Ux immediate settlement Uj. Wire answer.

Copy: We must insist upon an immediate settlement. Wire answer.

Decimals are sent by inserting the word "dot" thus: 1 dot 25 for 1.25; 95 dot 23 for 95.23; Sx 1 dot 23 for \$1.23.

Fractions are sent by inserting the letter "e" between the numerator and the denominator, thus 1-2 would be 1e2.

Hundred, Thousand, and Million contain so many ciphers which, quickly transmitted, make combination errors, as, 1,000 sounds like 15, since three ciphers or dashes make five [5]. For this reason, in press work they use "hnd" for hundred, "tnd" for thousand, and "myn" for million. Example:

100 [1 hnd]; 1,000 [1 tnd]; 1,000,000 [1 myn].

In messages, as a precaution, the operator sends it 1 0 0, then makes an interrogation mark and repeats it 1 hnd, then another interrogation mark and sends it 1 0 0 again. The same is applicable to the sending of thousand and million.

LESSON VIII.

Receiving.

Having memorized the letters and characters, to begin reading by sound it is necessary for another person to manipulate the key or to use an automatic

transmitter. The practice should commence by receiving letters and copying them.

The back stroke, upward movement of the lever, is as necessary to reading as the down stroke, and must be distinguished from the other, for without it the duration or length of dashes could not be determined. The back stroke is dull, and will not confuse the student when he puts his mind on the down stroke for his dots and dashes, and takes the upward, or back stroke, for his breaks and spaces.

The movement of the lever to and from the magnet between the adjusting screws and striking against them, produces the sounds; an arch or bridge is provided upon which the downward stroke of the lever takes effect. The space between the metallic and wooden bases forms a sounding box. When screwed down to a table, the acoustic vibrations are thus communicated to the table, which acts as a sounding board, thence to the ear. It should be remembered that there is no change in the tone of a sounder, the letters being determined solely by the time, or times, the lever is down.

If a letter or word is missed, open the key and repeat the last few letters or the last word received, never repeat simply one letter, or say "repeat," but give them "*what you got,*" and tell them to start there. Don't try to copy letter for letter and don't get too far behind, but get it down, write down all you get; the attention must be divided and requires exercise of the memory. The more you can copy behind, the greater your speed will be in receiving. With unwearied application you will soon be able

to copy a word or two behind. Have some one dictate fifty or a hundred words to you, just a trifle faster than you can write each day, and copying behind on the wire will soon be an easy matter.

Read the daily papers, become acquainted with the phrases for every line of business, study the form of market reports, and interest yourself in congressional news. Study the names of different towns so you can spell them offhand, and you will have part of the battle won.

The following words will be readily recognized if practiced daily: OF, THE, THAT, AND, WAS, WILL, IT, AT, NOW, PAID, WHEN, WHY, THEY, YES, and NO.

The word "the" sent carelessly sounds like "be," and the word "at" sounds like the letter "W."

The student will discover many words containing conflicting characters, and as these words will seldom come to the ear perfectly it is necessary for him to work hard and find where the conflicts lie in each and overcome them to avoid them in the future.

The following are some of the most difficult words: EYE, ICE, IRON, CHIEF, HERE, THERE, THREE, and other words containing the letters "e, i, r, and c," and similar dot and dot-spaced letters.

Among the numerous errors that have from time to time been made are "Ices" for "Yes"; "Hog" for "Home"; "Cog" for "Come"; "&q" for "Esq."; "Jagill & Pie" for "J. A. Gallespie."

These errors generally result in controversy and costly litigation.

LESSON IX.

Penmanship.**Rule 1.—**

In telegraphic business, good, legible business penmanship, based upon telegraphers' experience of modern times, is absolutely necessary, instead of ornamental styles with graceful shades. Make your letters in writing of the shortest length practical, and without curves where it is possible to retain the contour of letters without them. Write your letters very plainly, and numerical figures distinctly, and it will be a blessing and not a curse to all who have anything to do with your writing.

Rule 2.—

No words should be joined together.

Rule 3.—

Capital letters should not be joined.

Rule 4.—

The capital "T" should never be looped at the top, as, for instance, seventy is liable to be taken for twenty, or *vice versa*.

Rule 5.—

A capital "H" should never be made to be mistaken for an "A" or other combination.

Rule 6.—

Cross all "t's" with a single horizontal line at the top.

Rule 7.—

The capital "I" should always be made above the line, while "J" should extend below, otherwise they can not be distinguished with certainty.

Rule 8.—

The small “s” should never be made with the loop below the line, as it is liable to be mistaken for “p” or “f.”

Rule 9.—

Make the letter “Q” after the fashion of the Roman capital letter, thus “Q,” otherwise it can not be distinguished from the figure 2.

Specimen of Telegraphers’ Script.

A B C D E F G H I J K
L M N O P Q R S T U V
~~~~~ W X Y Z ~~~~~

a b c d e f g h i j k l m n o p q r s

t u v w x y z ~~~~~ 1 2 3 4 5 6 7 8 9 0

At-Can-E-Exa-Eng-Cond-.

Raid-Collect-DH-Dely-Chge-

Come-~immediate-~shipped-~dis-

## PART III.

### LESSON I.

#### Commercial Business.

##### Rule 26.—*Office Calls.*

An operator when calling an office will sign his own office call at short intervals, and will also sign it in answering calls.

Example of "DX" calling "DS": DS. DS. DS. DX. DS. DS. DS. DS. DX.

Example of "DS" answering call: I. I. DS.

##### Rule 27.—*Sending.*

The sending operator will regulate the transmission to suit the ability of the receiving operator.

##### Rule 28.—*Order of Transmission.*

In sending a message the operator will observe the following order of transmission:

1. The number of the message and his office call.
2. The operator's personal sign. [His own.]
3. The check of the message.
4. The place from and the date of the message.
5. The address of the message.
6. The body and signature of the message.

##### Rule 29.—*The Transmission of Checks.*

All the words and figures in the check will be transmitted except:

1. The amount of tolls, in case of a prepaid message to a "this" line office.

FORM NO. 260.

**THE WESTERN UNION TELEGRAPH COMPANY.**

— INCORPORATED —  
 21,000 OFFICES IN AMERICA. CABLE SERVICE TO ALL THE WORLD.

ROBERT C. CLOWRY, PRESIDENT AND GENERAL MANAGER.

Receiver's No.

Time Filled

Check

1-20

10 am

3 paid

**SEND**

the following message subject to the terms on back hereof, which are hereby agreed to.

New York July 29-02

John Brown

Chicago, Ill.

Come home immediately

Mother

READ THE NOTICE AND AGREEMENT ON BACK. 

NOTE.—Each message for transmission will be written upon the above form provided by the companies for that purpose, or be attached to such a form.

### Receiver's Number.

This refers to whomever accepts the message from the customer. The operator in a small station would place his "wire sign" in this place. In the larger commercial offices, he would write his sign and also number it.

### Time Filed.

This refers to the time the message was *offered to the sending office* for transmission, and has no reference to the time of transmission by wire, which is noted across the face of the message at the time it is sent.

### Check.

The number of words counted and charged for, viz.:

All words, figures, and letters in the body of the message.

All signatures, when there are more than one, except the last.

All words in excess of two in a title after the last or only signature.

All words after the signature which are not title words; and, in the check, the words, "Deliver and report charges," "Delivery charges guaranteed."



THE TWENTIETH CENTURY  
LESSON II.

**THE WESTERN UNION TELEGRAPH COMPANY.**

21,000 OFFICES IN AMERICA. INCORPORATED CABLE SERVICE TO ALL THE WORLD.

This Company TRANSMITS and DELIVERS messages only on conditions limiting its liability, which have been assented to by the sender of the following message. Errors can be guarded against only by repeating a message back to the sending station for comparison, and the Company will not hold itself liable for errors or delays in transmission or delivery of unrepeated messages, beyond the amount of tolls paid thereon, nor in any case where the claim is not presented in writing within sixty days after the message is filed with the Company for transmission.

This is an UNREPEATED MESSAGE, and is delivered by request of the sender, under the conditions named above.

THOS. T. ECKERT, President and General Manager.

MAILED SENT BY RECD BY CHECK  
*Bn Romk O Paid*

RECEIVED 210 Adam St. - July 29 1902

Dated

*New York N.Y. 29*

To

*John Breese Chicago, Ills*

*Come home immediately*

*Mather*

*10:20 am*

NOTE.—In receiving a message we can expect the following order of transmission from the sending operator :

1. The office call or sign of office sending the message. (Only the larger cities number the messages with each other.)
2. The sending operator's personal signal.
3. The check, which contains the number of words, and states whether the charges are paid or to be collected.
4. The place from and the date of the message.
5. The "to," or address of the message ; this contains the name of party or parties the message is for, their street or building address, and the final destination of a message.
6. The body of the message.
7. The signature of the message.

### Messages to be Copied.

Each message for delivery will be copied and enclosed in the proper envelope which will be carefully sealed and plainly addressed.

In all the following messages, all combinations of letters and characters enclosed in brackets [ ] are sent by the sending operator, while those in quotations [ " " ] are written by the receiving operator, but are not *sent* by the *sending* operator.

The signals "Hr," "Ahr," or "Anr" are invariably used to announce the beginning of a message. To one in the business, it sounds the same as some one saying "Here," "And here," or "Another."

that form continuations of the rails to guide the flanges of the wheels where one track branches from another or crosses it.

*Guard Rail* — A rail placed on the inside of a main rail at switches, on bridges, etc., as a safeguard against derailment.

*Hot Box* — Caused by an excessive amount of friction produced by the axle revolving in the "truck" journal.

*S Curve* — Two curves close together on a railroad; a double curve.

*Siding or Side Track* — Used for allowing trains to pass, or for car storage.

*Spike* — Used for fastening rails.

*Splices* — Used for connecting rails.

*Stand Pipe* — Supply pipe for the flow of water from tank to engine.

*Tie* — Timbers supporting track.

### Cars.

*Baggage Car* — Used for carrying baggage.

*Barn Car* — A large box car.

*Box Car* — A closed freight car.

*Caboose* — A car fitted for use of freight crew.

*Coach* — A passenger car.

*Combination Coach* — Generally a car used for passengers and baggage, divided into one or more sections.

*Express Car* — Used for carrying express.

*Flat Car* — A car with simply a platform.

“City” indicates the message is to be delivered at the point it is being received. Where offices handle considerable business with each other, they number each message as a precaution against losing a message.

“CH” is the call for Chicago. It takes too much time to spell out the full name of a city, so each is given one letter or two letters which are known as the CALL. Oftentimes two cities have the same call, but no two cities on the same circuit have the same call. These signals or calls are made use of in arresting the attention of the different stations. For instance the call for Chicago is “CH,” Des Moines “DS”; when Chicago first desires communication with Des Moines, he repeats the latter’s call on the line until answered. It is proper for Chicago to sign his office call every third or fourth call to notify Des Moines who is calling. If Des Moines hears the call he opens the key and acknowledges it by saying “I” “I,” signing his office call “DS,” and then, and not until then, does Chicago proceed with his business. The same process is applicable between all other offices. “PZ” is the sending operator’s personal signal in the preceding message, and “MK” the receiving operator’s personal signal.

In all the following messages, regardless of whose signal it is, the one following the *office call* is always the *sending* operator’s signal, and the one just preceding the “Ck” is the *receiving* operator’s signal or “sine,” which is never sent on the wire when he is receiving, and

## LESSON V.

## TELEGRAM.

| Received<br>From | Time         | Sender   | Receiver  | Sent to | Time     | Sender | Receiver |
|------------------|--------------|----------|-----------|---------|----------|--------|----------|
| <i>On</i>        | <i>8 a m</i> | <i>J</i> | <i>Sn</i> |         | <i>M</i> |        |          |

From

*Lake City Ind*

Filed

M.

To

*Condr No 6*

At

*Mapleton**Pick up Clevelands Minstrels Private Car at Charles City for**Dubuque**J. B. S.*

Central Railroad Company.

TELEGRAM.

All messages addressed to Officials on trains must be enclosed in sealed envelopes.

Gawing & Kormaner Esq

Wilson Ar

Pick up 2 Cars traps at Gilmore  
2 Cars at Denver and 4 Cars at  
Work if necessary to fill out your  
train take as much extra dead freight  
at Raiffe as you need J.W.L.

FORM 590 A

# Central Railroad Company.

## TELEGRAM.

All messages addressed to Officials on trains must be enclosed in sealed envelopes.

HD. W. R. 7:45 A.M.

Hampstead Mass Dec 23rd -1904

C.E. Lee

Supt,

Nashua Jct.

L.S & M S Red Line No D 16680 here disabled Dec 9th has been sent to Nashua shop for repairs per order Inspector Brown .

W.J. Little

## Practical Railroad Messages.

Railroad messages must be received upon railroad blanks. Telegrams should be brief, and addressed and signed with full names, except when limited to one division, in which case initials may be used.

In addition to the office call, operators will sign their own private signal in sending or receiving telegrams, and such letters, with the time of sending, must be shown upon each telegram. Each message received must show on its face the office from which it was sent, the time received, and the signals of sending and receiving operators.

Telegrams addressed to officials must be put in envelopes, sealed, and properly addressed in every case. The contents of all telegrams must be held as confidential.

All railroad messages pertaining to the business of the company, of which no record is kept, are sent free of charge. They have no checks, are concise and brief, and are generally composed of many abbreviations.

---

### Railroad Telegrams.

*BX MK "BG"*

[Fm] *South Des Moines Iowa "Feb" 22 "1902"*

*Engr ex 98 & 100.*

*SF.*

*There is no water at Glad Brook.*

*Agt.*



Form 64. 1-03. 3000M  
 OPERATORS ARE REQUIRED TO WRITE ALL  
 TELEGRAMS IN INK.

The **TIME** filed as well as **DATE** filed must be  
 transmitted.  
 Telegrams for parties on trains (except those ad-  
 dressed to train men) must be placed in envelopes.

| Office Rec'd from | Sent by | Rec'd by | Time Rec'd | TELEGRAM | Office Sent to | Sent by | Rec'd by | Time Sent |
|-------------------|---------|----------|------------|----------|----------------|---------|----------|-----------|
| OM                | NA      | Nb       | 9 45 A     |          |                |         |          | M         |

**From** Omaha Nebr 5 Station, 8 50 A M. Dec 5 190 4

IME FILED.

**To** J H Woodward At Sterling Colo

*This is your authority to lift our form R A D No 2672 held  
 by W. I. Brush and procure tkt from Burlington in  
 Exchange of like class and conditions  
 Advise for protection.*

*E L Loomis*

NOTE. — Parentheses and Quotation marks have the same uses in railroad work as they do in commercial work. The railroad business has no check, and the destination is usually known by the office call. For example OM is used in the second message for Omaha.

*BX MK "SF"*

[Fm] *Baxter Iowa "Feb" 22 "1902"*

[To] *WM,  
SX.*

*Steam shovel not working today account of  
broken injector and rain.*

*Wm Stoddart.*

*BX MK "RF"*

[Fm] *Valeria Iowa "Feb" 22 "1902"*

[To] *Agt,  
OM.*

*L S & M S is B O pls put it on house track.*

*C M,  
Car Repairer.*

*P MK "KN"*

[Fm] *Ames Iowa "Feb" 22 "1902"*

[To] *R A,  
Boone.*

*27 set off R I 2631 loaded with stk Chgo acct of  
broken axle.*

*E J S*

ON MK "HO"

[Fm] Boone Iowa "Feb" 22 "1902"

[To] Shusp Condr 26.

Pick up C M & St P 82371 at Nevada loaded  
with H H goods for Chgo.

E O Hoke.

---

BX MK "WS"

[Fm] Cedar Falls Iowa "Feb" 22 "1902"

[To] DSPR X.

"Yard" — or YD.

|               |                |          |
|---------------|----------------|----------|
| 2 Wheat ..... | Chgo .....     | 66 tons. |
| 1 Corn .....  |                | 35 tons. |
| 1 Corn .....  | St Paul .....  | 36 tons. |
| 2 Oats .....  | Waterloo ..... | 53 tons. |

Wanted

1 Stable at K hogs....Chgo..... 74 AM.

• 3 loc box corn 1 coal car props.

1 loc furn immigrants out for Kansas City  
Sunday.

BX.

---

NOTE. — In sending a message of this kind a period [ . ] should be made at the end of each line, and the receiving operator should drop down a line at each period. In this manner you get the correct form.

*BX MK "A W"*

[Fm] *Baxter Iowa "Feb" 22 "1902"*

[To] *C. P. S,*

*SX.*

*Steam shovel loaded today 65 rogers ana 30 flats.*

*1st train south..... 840 AM w 22 loads.*

*2nd " " ..... 1030 AM " " "*

*3rd " " ..... 1145 AM " 21 "*

*4th " north..... 105 PM " 21 loads.*

*5th " " ..... 430 PM " 23 loads.*

*6th " " ..... 545 PM " 24 "*

*8 loads and 6 mtys on hand.*

*J. L. S.*

*ON CN "A W"*

[Fm] *Bondurant Iowa "Feb" 22 "1902"*

[To] *D. S. C.,*

*SX.*

[.] *x 74 & 88 has :*

*3 sheep..... Chgo time 93 tons.*

*2 hogs..... 61 tons.*

*3 goats..... 90 tons.*

*2 hides..... 48 tons.*

*4 meat..... 132 tons.*

*1 loc bx Mtown..... 30 tons.*

*1 flat..... 20 tons.*

*1 furn..... 25 tons.*

*Sickas.*

*DX MK "A W"*

[Fm] *Waterloo Iowa "Feb" 22 "1902"*

[To] *R. P. Johnson,*

*WI.*

*Pls send me profile of Cedar Rapids gravel pit  
showing the lay of clay.*

*H. B. Merriam,  
Dist Engr.*

---

*BX MK "BG"*

[Fm] *Marshalltown "Feb" 22 "1902"*

[To] *H. I.,*

*4man,*

*Jr.*

*Assist Anderson throw pit track tomorrow.  
Rush this work as we do not wish to delay steam  
shovel.*

*M. H.,  
R. M.*

---

*BX MK "A W"*

[Fm] *Melbourne Iowa "Feb" 22 "1902"*

[To] *Agt,*

*Mtown.*

*Pls have 5 lunches ready by 10 am.*

*Druse,  
x 96 & 108.*

*BX MK "HO"*

[Fm] *Ira Iowa "Feb" 22 "1902"*

[To] *M. N.,*

*R. M.,      Fn.*

*Send another man here in my place by next Monday.*

*S. J. B.,*

*4man.*

---

*ON. DO. "HM"*

[Fm] *Boone Iowa Feb 22nd-1902*

[To] *J. S. Milan,*

*Des Moines, Iowa.*

*This msg properly stamped and countersigned by you will be authority for C & N W condrs to pass Mr. J. E. Laws Des Moines to Boone if used on or before Dec 31st.*

*Hiram J. Slifer.*

---

*OR UK "HO"*

*Oralabor Iowa "Feb" 22 "1902"*

[To] *J. S. H.,*

*Boone Iowa.*

*Depot broken into last night. Ten dollars in cash stolen & 2 jugs whiskey tkn. One telegraph instrument destroyed.*

*L P G*

*Agt*

ON KO "A W "

Boone Iowa "Feb" 22 "1902"

[To] B. Y. George,

Des Moines Iowa.

Tnk I wi b in Des Moines on no 13 tonight.  
May cm on no 9.

J A S

IN IM "HO"

Boone Iowa "Feb" 22 "1902"

W A G,

Agt,

Ky.

Cant send u any coal until tmw. Try & gt  
along w wt u hv till tn.

R A

.PC. MN. "HO"

Polk City, Iowa Feb 22nd-1902

A. J. Heinlein,

Car Repairer,

Boone, Iowa.

Have one 60 ton car loaded with wheat with  
king-bolt broken Come at once.

Ole Oleson,

Agt.

Form 64. 1.08. 3000M  
**OPERATORS ARE REQUIRED TO WRITE ALL  
 TELEGRAMS IN INK.**

The **TIME** filed as well as **DATE** filed must be transmitted.  
 Telegrams for parties on trains (except those addressed to train men) must be placed in envelopes.

| Office Rec'd from | Sent by  | Rec'd by  | Time Rec'd    | TELEGRAM | Office Sent to | Sent by | Rec'd by | Time Sent |
|-------------------|----------|-----------|---------------|----------|----------------|---------|----------|-----------|
| <i>Cr</i>         | <i>X</i> | <i>Mk</i> | <i>9.20 a</i> |          |                |         |          | <i>M</i>  |

**From** *Crooks Colo* **Station,** *8 a* **M.** *Jany 5th* *1905*

**To** *J W Penrose, Spl Agt* **At** *Denver Colo*

TIME FILED.

*Short from Cunningham No 17, U. P. 69285 St Joe W. B.  
 478 Dec 3d, one box boots & shoes 60 lbs for W H Candling,  
 Seal off Julesburg 673 Seal on Sterling 925. Our O S & D 74.*

*C. D. Wells*



.ON. ME. "HÒ"

*Perry, Iowa, Feb 22nd-1902*

*Nels Madtson,*

*Madrid Iowa.*

*Lay off 3rd and 4th men today. 1st and 2nd men may each work hlf time until further notice.*

*J. A. Strom.*

*R. M.*

PY. OD. "HO"

*Perry, Ind. Feb 22nd-1902*

*H. F. Omally,*

*Sec 4man Sec No 67,*

*Jefferson, Ind.*

*You will help Oliver space ties tmw near mile post 891 Sec 68.*

*J. R. King.*

## LESSON VI.

### Railroad Abbreviations Used on Wire.

Q. Hw mch wk hs 54 to do tr et ?

How much work has 54 to do there yet ?

A. Cnt sa ty r dwn west end o yard nw.

Cant say they are down west end of yard now.

Q. Wt is 75 dng tr nw ?

What is 75 doing there now ?

- A. Gtg 3 mt bx fo Br.  
Getting 3 empty box cars for Burlington.
- Q. Hw sn wi 2nd 83 b rdy ?  
How soon will 2nd 83 be ready ?
- A. Sn ty gt c & w.  
Soon as they get coal and water.
- Q. Cld 76 mk ON if I gv em 15 mins on 9 ?  
Could 76 make Boone if I give them 15 minutes on No. 9 ?
- A. Ses he cn mk it art.  
Says he can make it all right.
- Q. Wts t wtr tr wh wa wnd blwg ?  
What is the weather there which way wind blowing ?
- A. Fr S E Wnd.  
Fair south east wind.
- Q. Hw mch water u got ?  
How much water you got ?
- A. 4 ft mill nt rung.  
4 foot mill not running.
- Q. Wr u bn ?  
Where have you been ?
- A. Bn out wi mail.  
Been out with mail.
- Q. Hs tt x ar et ?  
Has that extra arrived yet ?
- A. Tr cmg, I jst hrd em whistle.  
They are coming. I just heard them whistle.
- Q. Hw fr awa ?  
How far away ?
- A. Abt 2 mi nw.  
About 2 miles now.

—I wnt u to ans ur call.

I want you to answer your call.

—Hrs a msg.

Here is a message.

—We gt 2 E lds hr Meadows ses he hs all he wnts.

We have got 2 east loads here. Meadows says he has got all he wants.

—Tt so, tk ts clip.

That so, take this clip.

Go. W.

*Denver Colo Feb 22nd-1902*

[To] *Meadows*

*Vj.*

*Pick up 2 loads at Brandon.*

[Sig] *J. W. G.*

NOTE.—In sending a railroad message to the superintendent's office from a station along the line, it is quite common to send the initials of the person to whom the message is addressed before sending the message proper. Example:

[Hr. J. W. G.] *FS. FN.*

[Fm] *Beatrice 22*

[To] *J. W. G.*

*Denver.*

*Tank on engine 316 leaks badly. She can not handle rating tonight.*

[Sig] *English.*

## LESSON VII.

**Common Railroad Abbreviations.**

|                    |                            |
|--------------------|----------------------------|
| Ads — Address.     | Cod — Collect on delivery. |
| Abd — Aboard.      | CIF — Cost Ins. Freight.   |
| Abt — About.       | CFI — Cost Frt. Ins.       |
| Agt — Agent.       | Cld — Could.               |
| Agn — Again.       | C & W — Coal and water.    |
| Ahr — Another.     | Ckt — Circuit.             |
| Amt — Amount.      | Ck — Check.                |
| Ans — Answer.      | Cm — Come.                 |
| Adj — Adjust.      | Clk — Clerk.               |
| A or Ar — Arrived. | Ct — Cent.                 |
| Art — All right.   | Cndr — Conductor.          |
| B — Be.            | Da — Day.                  |
| Bf or B4 — Before. | Dd — Did.                  |
| B M — Baggage man. | Dng — Doing.               |
| Bn — Been.         | D H — Deadhead.            |
| Bty — Battery.     | Dn — Done.                 |
| Bbl — Barrel.      | Ds — Does.                 |
| Bnd — Bound.       | Dwn — Down.                |
| Bag — Baggage.     | D or De — Departed.        |
| Bk — Break.        | E — East.                  |
| Bot — Bought.      | Ex — Express.              |
| Btw — Between.     | Ehr — Either.              |
| Btr — Better.      | Eng — Engine.              |
| Bal — Balance.     | Engr — Engineer.           |
| Bx — Box.          | Evy — Every.               |
| Biz — Business.    | Exa — Extra.               |
| Cn — Can.          | Es — Yes.                  |
| Co — Company.      | Fi — Fire.                 |

|                          |                      |
|--------------------------|----------------------|
| Fr or fm — From.         | Impsbl — Impossible. |
| Frt — Freight.           | Impt — Important.    |
| Fwd — Forward            | Kp — Keep.           |
| Fst — Fast.              | Kw — Know.           |
| Fob — Free on board.     | Lv — Leave.          |
| Ga — Go ahead.           | Lrn — Learn.         |
| Gd — Good.               | Ltr — Letter.        |
| Gng — Going.             | Ma — May.            |
| Gv — Give.               | Mgr — Manager.       |
| Gm — Good morning.       | Md — Made.           |
| Gb — Good bye.           | Mk — Make.           |
| Gn — Good night.         | Mch — Much.          |
| Genl — General.          | Mo — More.           |
| G W — Ground wire.       | Mt — Empty.          |
| Gnd — Ground.            | Mv — Move.           |
| Gte — Guarantee.         | Min — Minute.        |
| Gtd — Guaranteed.        | Msk — Mistake.       |
| G B A or G S A — Give    | Mtr — Matter.        |
| better, or some address. | Msg — Message.       |
| Hv — Have.               | Msgr — Messenger.    |
| Hs — Has.                | N — Not.             |
| Hd — Had.                | Nite — Night.        |
| Hlf — Half.              | Nm — No More.        |
| Hi — High.               | No — Number.         |
| Hy — Hurry.              | Nr — Near.           |
| Hm — Him.                | Ns — News.           |
| Hr — Here.               | Nvr — Never.         |
| Htl — Hotel.             | Nsy — Necessary.     |
| Hw — How.                | Ntg — Nothing.       |
| Hvy — Heavy.             | Nn — None.           |
| Immy — Immediately       | OK — Correct.        |
| Instr — Instrument.      | Ot — On time.        |

|                                 |                         |
|---------------------------------|-------------------------|
| Ovr — Over.                     | T — The.                |
| Ofr — Offer.                    | Tt — That.              |
| Opr — Operator.                 | Tf — Tariff.            |
| O S — Order Sheet.              | Toda — Today.           |
| Pa — Pay.                       | Tng — Thing.            |
| Pd — Paid.                      | Tk — Take.              |
| P O — Post Office.              | Tnk — Tank.             |
| Pls — Please.                   | Tnx — Thanks.           |
| Passgr — Passenger.             | Tm — Them.              |
| Pt — President.                 | Ti — Time.              |
| Qk — Quick.                     | Tn — Then.              |
| Rite — Right.                   | Tr — There.             |
| Rpt — Report.                   | Ts — This.              |
| Rtn — Return.                   | Twn — Town.             |
| Rlf — Relief.                   | Ty — They.              |
| Sa — Say.                       | Tel — Telegraph.        |
| Shld — Should.                  | Tho — Though.           |
| Sch — Such.                     | Thot — Thought.         |
| Sm — Some.                      | Tmw — Tomorrow.         |
| Sn — Soon.                      | Tru — Through.          |
| Ses — Says.                     | Tkt — Ticket.           |
| St — Street.                    | Trn — Train.            |
| So — South.                     | U — You.                |
| SF B — Stop for Break-<br>fast. | Ur — Your.              |
| SF D — Stop for Dinner.         | Ux — Underline.         |
| Sfn — Stop for night.           | Und or 13 — Understand. |
| Sig — Signature.                | Vy — Very.              |
| Sml — Small.                    | Wi — With.              |
| Stk — Stock.                    | Wa — Way.               |
| Smtg — Something.               | WB — Waybill.           |
| Supt — Superintendent.          | Wh — Which.             |
|                                 | Wld — Would.            |

Wk — Week.  
 Wrk — Work.  
 Wl — Will.  
 Wn — When.  
 Wr — Where.  
 Wt — What.

Wy — Why.  
 Wthr — Weather.  
 Wrđ — Word.  
 Ws — Was.  
 Yr — Year.  
 Yd — Yard.

NOTE. — Make thirty different practical railroad messages on the order of those in the preceding lesson, using as many abbreviations as practical.

---

**Example of Messages sent to Agents which are  
 Copied by all Operators Simultaneously.**

[Hr a msg] *GI. WE.*

[Fm] *Chicago, Ills. 22*

[To] *All Agents.*      [.]

*Please search your baggage and freight room for large yellow grip with tag on side bearing numbers 239 in large type and advise this office if found, by wire, if not by letter.*

[Sig] *G. H. Dudley.*

---

[Hr Clip] *GI. W. E.*

*Chicago, Ills. 22*

[To] *All Agents.*      [.]

*Your attention is called to circular No. 4429. Please be particular to see that all cars are loaded to capacity and ten percent thereon. All shortage will be greatly ameliorated if these rules are followed.*

[Sig] *C. B. Thomas.*

## LESSON VIII.

### Signals.

#### Station Signals.

All employes whose duty requires them to give signals, must provide themselves with the proper appliances, and keep them in good order and always ready for immediate use.

#### Flags and Lamps.

Flags of the proper color must be used by day, and lamps of the proper color by night, or whenever, from fog or other causes, the day signals can not be seen.

#### Red.

Signifies DANGER, and is a signal to stop.

#### Green.

Signifies caution, and is a signal to go slowly.

#### White.

Signifies safety, and is a signal to go on.

#### Green and White.

Is a signal to be used to stop trains at flag stations for passengers or freight.

#### Blue.

Is a signal to be placed on car to forbid its being moved.



### **Torpedoes.**

A torpedo, placed on top of a rail, is a signal to be used in place of the regular signals. The explosion of one torpedo is a signal to stop immediately; the explosion of two, not more than two hundred feet apart, is a signal to reduce speed immediately and look out for danger ahead.

### **Fusees.**

A fusee is a signal that may be used in addition to torpedo or other signals.

### **Danger Signals.**

A flag or lamp swung across the track, a hat or any object waved violently by any person on the track, signifies danger, and is a signal to stop.

### **Whistle Signals.**

Whistle signals vary so much on all roads that the author believes it advisable to allow the student to study them from his book of Rules and Regulations received from the company which first employs him, so as not to confound them with others.

### **Signals Carried on Engines and Trains.**

Two green flags by day and in addition two green lights by night, displayed in the places provided for that purpose on the front of an engine, denote that the train is followed by another train running on the same schedule and entitled to the

same time-table rights as the train carrying the signals.

### **White Signals.**

Two white flags by day, and in addition, two white lights at night, displayed in the places provided for that purpose on the front of an engine, denote that the train is an extra. These signals must be displayed by all extra trains, but not by yard engines.

### **Markers.**

The train, while running, must display two green flags by day and two green lights by night, one on each side of the rear of the train, as markers to indicate the rear of the train. Yard engines will not display markers.

### **Running Backwards.**

The markers will be found on the pilot of an engine at night when the engine is running backwards.

### **Tail Lights.**


Markers show green to the front and sides, and red to the rear. Red lights in this position are termed tail lights.

## Hand, Flag, and Lamp Signals.

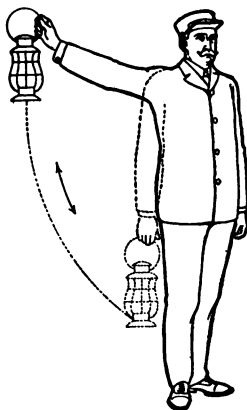
### Hand Signals.

| MANNER OF USING.                                                                              | INDICATION.   |
|-----------------------------------------------------------------------------------------------|---------------|
| Swung across track . . . . .                                                                  | Stop.         |
| Raised and lowered vertically . .                                                             | Go ahead.     |
| Swung vertically in a circle across the track when the train is standing . . . . .            | Back up.      |
| Swung vertically in a circle at arm's length across the track when train is running . . . . . | Train parted. |


**Hand and Lamp Signals.**



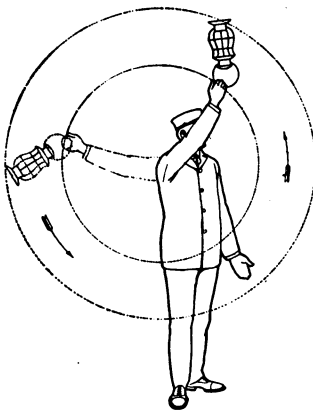
**Stop.**



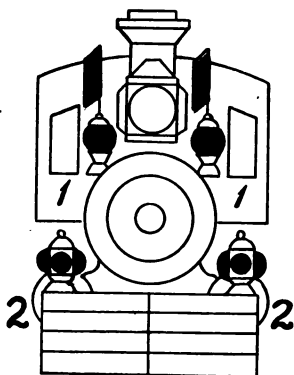
**Go Ahead.**



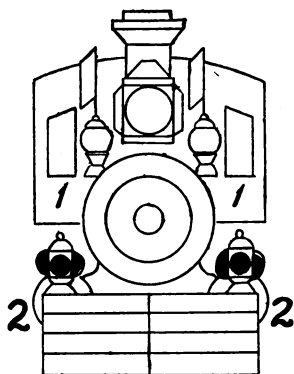
**Back Up.**




**Train Parted.**

**Engine Signals.**


Locomotive running backward by night without cars.  
Carrying Signals for Following Train.  
Green Lights and Flags at 1 — 1 Signals  
2 — 2 Markers.



Locomotive running backward by night without cars.  
Running Extra.  
Denoted by White Lights and  
Flags at 1 — 1.  
Markers at 2 — 2.

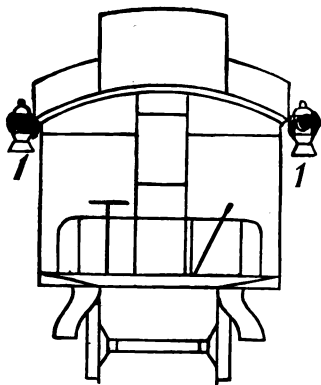


Locomotive running backward by night without cars.  
Signals for Train Following are  
Green Light and Flag at "1."  
2 — Markers.

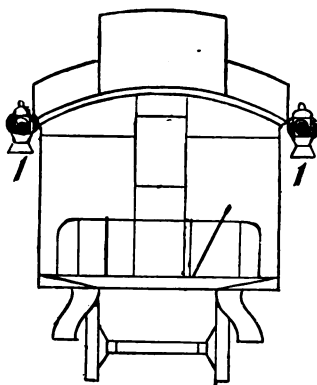


Locomotive running backward by day without cars.  
Carrying Signals for Train Following.  
Denoted at "1" by Green Flag.  
2 — Markers.

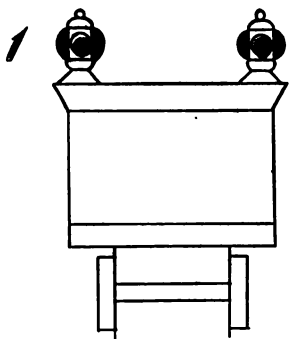
**Markers.**



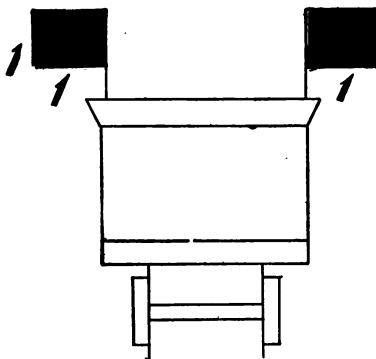
Rear of train by night when on siding.  
Markers, 1 — 1.



Rear of train by night while running.  
Red to Rear.  
Green to Sides and Front.

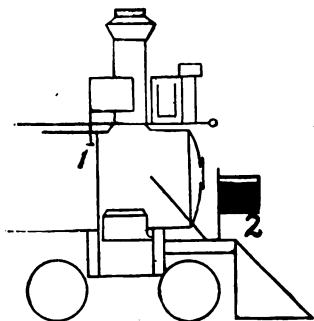


Locomotive running forward without  
cars by night.

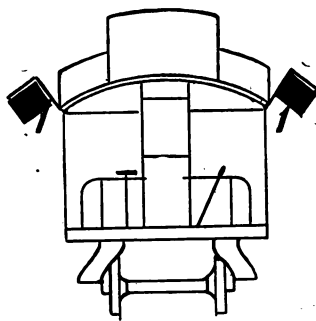


Locomotive running forward without  
cars by day.

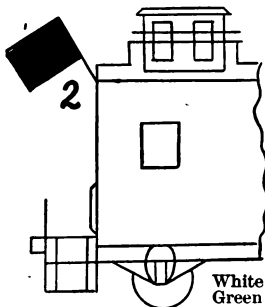
Markers, 1 — 1.



Locomotive running backward by day without cars or pushing cars, and Running Extra, denoted by White Flag at "1." Green at 2 Markers.

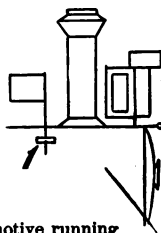


Rear of Train by Day. Markers at 1-1.

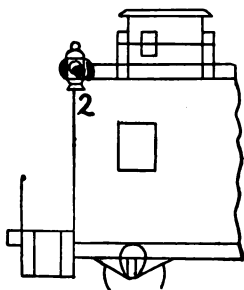



Locomotive running forward by day. Running Extra.

White Flag at "1" denotes "Extra." Green Flag at "2" Markers.




Locomotive running forward by night. Running Extra. White Light and Flag at "1" denote "Extra." 2 - Markers.




**Markers and Engine Signals.**

**Locomotive running forward by day carrying signal for Train Following.**  
**Green Flag at "1" for Train Following.**  
**2—Markers.**



**Locomotive running forward by night carrying signal for Train Following.**  
**1—Signal for Train Following.**  
**2—Markers.**





The "Overland Limited." Movement controlled by a thoroughly educated telegraph operator.

## PART V.

---

### LESSON I.

#### **“31” Train Orders.**

When an operator receives “31” he must immediately display “RED” and hold his order board against all trains until the object for which it is out is accomplished.

Write all copies of your orders at once. To enable you to do this the dispatcher will, when he raises each office, say: “31 copy —,” stating the number of copies.

After all offices affected have been raised by the dispatcher, and before transmitting the text or body of the order, he says: “Copy Order No. —,” and then addresses the train of superior rights, as a general rule, first. Example:

To Jn to C & E No 2 Jn

To Bn to C & E No 1 Bn.

NOTE. — “Jn” represents the office call of the first town to copy, and “Bn” that of the second. Being addressed in this manner, the operator knows for which train he is copying orders.

Having addressed the several offices in the succession in which they are expected to repeat, the dispatcher generally proceeds by either saying “Cy” [meaning copy], or making several periods

[.] , upon which all begin to copy the body or text of the order.

During the progress of the order if you miss a word, you should immediately break [Bk], repeating the last word received in this manner: "Bk GA —," and sign your office call. In this manner the other operators copying recognize the "break" and are not confused.

When an order has been transmitted preceded by the signal "31," operators copying it must repeat it back at once in the succession in which their several offices have been addressed.

After an order has been repeated correctly, the response "OK" authorized by the train dispatcher will be sent simultaneously to as many as practicable, naming each office. Each operator must write this on the order, with the time, and then reply "i i ok" with his office signal.

Those to whom the order is addressed, except enginemen, must then sign their names to the copy of the order to be retained by the operator, and he will send their signature, preceded by the number of the order, to the train dispatcher.

The dispatcher will then send the response, "Complete," and the "time," with the proper initials.

The operator receiving this response will write on each copy the word, "Complete," the "time," dispatcher's initials, and his own name in full; and will deliver a copy to the proper persons addressed.

For an order preceded by the signal "31," "Complete" must not be given to the order for delivery to a train of inferior right until "OK" has

been given to and acknowledged by the operator who receives the order for the train of superior right. Whenever practicable, the signature of the conductor of the train of superior right must be taken to the order, and "Complete" given before the train of inferior right is allowed to act on it.

After "OK" has been given and acknowledged, and before "Complete" has been given, the order must be treated as a holding order for the train addressed, but must not be otherwise acted upon until "Complete" has been given.

If a line fails before an office has received and acknowledged "OK" to an order preceded by the signal "31," the order at that office is of no effect, and must be treated as if it had not been sent.

The order, the "OK," and the "Complete" must each, in transmitting, be preceded by "31" and the number of the order, thus :

"31, No. 10."

In transmitting the signature of a conductor it must be preceded by "31," the number of the order, and the train number, thus :

"31 No 10 [sig] Jones Train No 5."

After each transmission and response, the sending operator must give his office signal.

The dispatcher in his response would say :

"31 Order No 10 'Complete' 5:10 p. m. G. M. B."

The figures 5:10 represent the time, and G. M. B. the dispatcher's initials.

The operator who receives and delivers an order must preserve THE LOWEST COPY. On the

must appear the signature of those who sign for the order, and on it, he must record the time he received it, his own name, the date and train number, for which, places are provided in the orders.

**"31" Forms.**

**Central Railroad Company.**

**TELEGRAPHIC TRAIN ORDER No. 34**

Trainmaster's Office, Jan 5th 1905

FORM

**31**

For Merino, Colo. to C & E of No 19

FORM

**31**

*No nineteen 19 eng 46 has  
right over first 1st no twenty two  
22 eng 58 Merino to Snyder  
and over second 2d no twenty two  
22 eng 8 Snyder to Ft Morgan*

*J. B. D.*

**CONDUCTOR AND ENGINEMAN MUST EACH HAVE A COPY OF THIS FORM**

Time received 9.30 a M. O.K. given at 9.33 a M.

| CONDUCTOR.   | TRAIN.    | MADE            | AT            | RECEIVED BY     |
|--------------|-----------|-----------------|---------------|-----------------|
| <i>Clark</i> | <i>19</i> | <i>Complete</i> | <i>9.40 a</i> | <i>McConley</i> |
|              |           |                 | <i>FLM</i>    |                 |
|              |           |                 |               |                 |
|              |           |                 |               |                 |
|              |           |                 |               |                 |
|              |           |                 |               |                 |

## Central Railroad Company.

TELEGRAPHIC TRAIN ORDER No 23

Form 251A.

Superintendent's Office, Marshall 7/9 1892

JULY 31 For Grinnell to Kings of 32 & 29 31

Engs 32 & 29 will double  
head and run Extra  
Grinnell to Oskaloosa and  
meet Extra 31 north at  
Edgerville

H B D

CONDUCTOR AND ENGINEER MUST EACH HAVE A COPY OF THIS ORDER.

Time received 2:21 P M OK given at 3:26 P M

| CONDUCTOR AND ENGINEER | TRAIN | MADE | AT     | RECEIVED BY |
|------------------------|-------|------|--------|-------------|
| McKullough             | 32    | Engl | 3:26 P | Mayer       |
| Vine                   | 29    |      |        |             |
|                        |       |      |        |             |
|                        |       |      |        |             |
|                        |       |      |        |             |
|                        |       |      |        |             |
|                        |       |      |        |             |
|                        |       |      |        |             |

## Central Railroad Company.

Ticket Order No. 76 Decaturville 7/12/02  
76 No 7

Taylorville

That 1st ninety four 94 Eng 717  
 will run ahead of no fifty 50  
 Eng 574 Staunton to Decatur  
 and meet no seven 7 Eng 567 at  
 Honey Bend no fifty 50 Eng 574  
 and no seven 7 Eng 567 will meet  
 at Litchfield

A.W.B

| Received at <u>OK Stop</u> |              | By <u>Mason</u> |           | Open to:   |            |           |              |
|----------------------------|--------------|-----------------|-----------|------------|------------|-----------|--------------|
| CONDUCTOR                  | CROSSER      | Train           | Order No. | Made       | At         | By        | Credit       |
| <u>Hawkins</u>             | <u>Jones</u> | <u>1</u>        | <u>76</u> | <u>Eng</u> | <u>600</u> | <u>JB</u> | <u>Mason</u> |
|                            |              |                 |           |            |            |           |              |
|                            |              |                 |           |            |            |           |              |
|                            |              |                 |           |            |            |           |              |

TELEGRAPHIC TRAIN ORDER No. 13Trainmaster's Office, Jan 5th 1905

FORM

**31**For Julesburg Colo to C & E of 1st No 17

FORM

**31**

*First 1st no seventeen 17  
eng 578 has right of track  
over first 1st No twenty 20  
eng 489 Julesburg to Crook*

**J. B. D.****CONDUCTOR AND ENGINEMAN MUST EACH HAVE A COPY OF THIS FORM**Time received 10.05 a M. OK given at 10.08 a M.

| CONDUCTOR.   | TRAIN.        | MADE            | AT            | RECEIVED BY     |
|--------------|---------------|-----------------|---------------|-----------------|
| <i>Jones</i> | <i>1st 17</i> | <i>Complete</i> | <i>10 15a</i> | <i>McConley</i> |
|              |               |                 | <i>FLM</i>    |                 |
|              |               |                 |               |                 |
|              |               |                 |               |                 |
|              |               |                 |               |                 |
|              |               |                 |               |                 |



## LESSON II.

## The 31 "X" Orders.

## Practical Work.

## Central Railroad Company.

TELEGRAPHIC TRAIN ORDER NO. 14Dispatcher's Office Des Moines Feb 6 19\_\_To C. & E. 204At Rolfe

|            |                                                        |
|------------|--------------------------------------------------------|
| FORM<br>31 | X. O. K. at <u>836 p M.</u> <u>E. Howell</u> Operator. |
|------------|--------------------------------------------------------|

*No two hundred four 204 Eng 244 and two**thirty one 231 Engs 330 and 316 doubleheader**will meet at Perry**J. W. B.*Order No. 14 O.K. at 837 p M. E. Howell Operator.

| CONDUCTOR     | TRAIN NO   | COMPLETE        | AT              | DISPATCHER      | OPERATOR      |
|---------------|------------|-----------------|-----------------|-----------------|---------------|
| <i>Wilson</i> | <i>204</i> | <i>Complete</i> | <i>832 a M.</i> | <i>J. A. H.</i> | <i>Howell</i> |
|               |            |                 | <i>M.</i>       |                 |               |

## **“31” Orders Containing the “X” (Acknowledgment by Operator.)**

### **As Overheard on the Wire.**

(With Notes.)

“GO”—Dispatcher’s office call.

“FS”—Beacon, Iowa, office call.

“GN”—Leighton, Iowa, office call.

Meaning of each abbreviation following:

“Cy—copy”; “3—number of copies”; “U—you”; “& or es—and”; “31—Telegraphic order”; “9—Clear wire for orders”; “Hr—Here.”

Example of all that goes over the wire from start to finish:

[Dspr] *Hr. 9 gn, gn 9 go.*

[Opr Gn] *I I GN.*

[Dspr] *31 cy 3 u & fs fs fs 9 go fs fs fs go.*

[Opr Fs] *I I FS.*

[Dspr] *cy 3 u & gn.*

*Order 13*

*Go-3 [Des Moines Feb 3rd]*

*To FS C & E 233 FS*

*To GN C & E 234 GN [.] [.]*

*Number two thirty three 233 eng 316 and two thirty four 234 eng 338 will meet at Leighton. This order will be delivered to train 234 at the meeting point.*

*J. W. B.*

[To] *Gn X.*

[Opr Gn] *Order No 13 C & E 234 X. F. L. M.*

[Dspr] *31 No 13 X F. L. M. OK 835 H. D. G.*

[Opr Fs] *Order 13 C & E 233 FS X F. E. P. [.]*

*No. two thirty three 233 eng 316 and two thirty four 234 eng 338 will meet at Leighton. This order will be delivered to train 234 at the meeting point.*

[Sig] *Jones.*

[Dspr] *31 Go No 13 F E P X & Order Ok & Complete 840 H. D. G. hr clip*

---

### **Pick Up Message.**

*Go. W.*

*Des Moines Iowa 3rd*

[To] *Condr 233.*

*FS.*

*Pick up four stock at Given 1 car at Otley 1 at Pioneer and 7 at Oskaloosa. You need not handle any dead frt on this run.*

*J. W. B.*

---

### **Other Orders and Pick Up Messages.**

[Dspr] *31 Cy 3 Order No 14*

*Go-3*

[To] *Rf C & E 204 RF [.]*

*No two hundred four 204 eng 244 and no two thirty one 231 engs 330 and 316 double header will meet at Perry.*

*J. W. B.*

[Opr Fs] 31 Order No 14 C & E 204 Rf X E.  
*H. [.] No two hundred four 204 eng 244 and no  
 two thirty one 231 engs 330 & 316 double header will  
 meet at Perry.* [Sig] Wilson.

[Dspr] 31 Order 14 E. H. X & Order O K &  
 Complete 837 J. A. H. Hr. 1.

---

**Pick Up Message.**

Go.

*Des Moines 3*

*Wilson*

*Rf.*

*Pick up 2 cars hogs at Gilmore 2 cars at Pioneer  
 and 4 cars at Wolf if necessary to fill out your  
 train take as much dead freight at Rolfe as you  
 need.* J. W. B.

---

[Dspr] Cy 3

*Order 23. Go-3*

[To] FS to Eng 224 FS [.]

*Eng 224 will work extra Feby 3rd between  
 Evans and one mile and a half east of Beacon and  
 between Beacon and Oskaloosa will run not to  
 exceed fifteen 15 miles an hour backing up.*

*J. W. B.*

[Opr FS] 31 FS No 23 To Eng 224 X F. E. B. [.]  
*Eng 224 will work extra Feby 3rd between Evans  
 and one mile and a half east of Beacon and between  
 Beacon and Oskaloosa will run not to exceed fifteen  
 15 miles backing up.* [Sig] Cross.

[Dspr] 31 Go No 23 F. E. B. X & Order OK &  
 Complete 849 H. D. B.

# The 31 "X" Schedule Order.

TELEGRAPHIC ORDER NO. 58

*Dispatcher's Office, Des Moines Iowa Feb 2*

*To C & E All trains west except first class.*

*at Brooklyn*

*X. O. K. at 12:33 M.*

*Jones Operator.*

*Engs 1106 and 1239 will run as two (2) extras leaving Des Moines on Sunday Feb 2nd on the following schedule and will have right of track over all trains except No ninety seven 97 and no ninety one 91 no ninety two 92 and all first class trains:*

|                            |                                    |
|----------------------------|------------------------------------|
| <i>Leave Des Moines</i>    | <i>one ten 1:10 pm.</i>            |
| <i>Altoona</i>             | <i>one forty five 1:45 pm.</i>     |
| <i>Mitchellville</i>       | <i>two o'clock 2:00 pm.</i>        |
| <i>Colfax</i>              | <i>two twelve 2:12 pm.</i>         |
| <i>Metz</i>                | <i>two twenty seven 2:27 pm.</i>   |
| <i>Newton</i>              | <i>two forty one 2:41 pm.</i>      |
| <i>Emboy</i>               | <i>two fifty two 2:52 pm.</i>      |
| <i>Kellogg</i>             | <i>three o'clock 3:00 pm.</i>      |
| <i>Turner</i>              | <i>three twelve 3:12 pm.</i>       |
| <i>Grinnell</i>            | <i>three twenty seven 3:27 pm.</i> |
| <i>Malcom</i>              | <i>three forty three 3:43 pm.</i>  |
| <i>Brooklyn</i>            | <i>three fifty five 3:55 pm.</i>   |
| <i>Victor</i>              | <i>four twelve 4:12 pm.</i>        |
| <i>Ladora</i>              | <i>four twenty four 4:24 pm.</i>   |
| <i>Marengo</i>             | <i>four thirty seven 4:37 pm.</i>  |
| <i>So Amana</i>            | <i>four forty eight 4:48 pm.</i>   |
| <i>Homestead</i>           | <i>five o'clock 5:00 pm.</i>       |
| <i>Oxford</i>              | <i>five ten 5:10 pm.</i>           |
| <i>Tiffin</i>              | <i>five twenty five 5:25 pm.</i>   |
| <i>Iowa City</i>           | <i>five forty three 5:43 pm.</i>   |
| <i>Downey</i>              | <i>six five 6:05 pm.</i>           |
| <i>Arrive West Liberty</i> | <i>six twenty 6:20 pm.</i>         |

*F. B. R.*

*O. d. r No. 58 O. K. at 12:35 p. M. Jones Operator.*

| Conductor | Train | Complete | At    | Dispatcher | Operator |
|-----------|-------|----------|-------|------------|----------|
| Jones     | 9     | Complete | 12:45 | J B S      | Jones    |

## LESSON III.

## Standard Train Order Forms.

## Texts.

## Form of Train Orders.

FORM A. — Fixing a meeting point for opposing trains.

\_\_\_\_\_ and \_\_\_\_\_ will meet at \_\_\_\_\_

## Examples.

*No 3 Eng 55 and No 12 Eng 53 will meet at Vinton.*

*No 5 Eng 33 and 2nd No 14 Eng 7 will meet at Ottumwa.*

*No 1 Eng 11 and Extra East Eng 25 will meet at Otis.*

*Extra West Eng 171 and Extra East Eng 321 will meet at Ames.*

NOTE. — When train having right of track at the meeting point, gets its orders there, the opposing train must approach meeting point with care and under control. The following addition to such an order is therefore necessary :

“This order will be delivered to train No. \_\_\_\_\_ at meeting point.”

FORM B. — Authorizing a train to run ahead of or pass another train running in the same direction.

\_\_\_\_\_ will pass \_\_\_\_\_ at \_\_\_\_\_

(or)

\_\_\_\_\_ will run ahead of \_\_\_\_\_, \_\_\_\_\_ to \_\_\_\_\_

**Examples.**

*No 11 Eng 3 will pass No 13 Eng 88 at Kankakee.*

---

*No 14 Eng 66 will run ahead of No 16 Eng 9 Ames to Boone.*

---

**FORM C.** — Giving a train of inferior right **THE RIGHT OF TRACK** over an opposing train of superior right.

\_\_\_\_\_ has right of track over \_\_\_\_\_ to \_\_\_\_\_.

---

**Examples.**

*No 1 Eng 77 has right of track over No 12 Eng 78 Clare to Olin.*

---

*Extra East Eng 22 has right of track over No 5 Eng 44 Boone to Otis.*

---

*Work Train Eng 333 has right of track over all trains between Carroll and Everetts from eight 8 pm.*

---

**FORM D.** — Giving all regular trains the right of track over a given train.

All regular trains have right of track over \_\_\_\_\_ between \_\_\_\_\_ and \_\_\_\_\_.

---

**Example.**

*All regular trains have right of track over No 11 Eng 12 Between Adair and Clive.*

---

**FORM E.— Time Orders.**

\_\_\_\_\_ will run \_\_\_\_\_ late \_\_\_\_\_ to \_\_\_\_\_  
 \_\_\_\_\_ will wait at \_\_\_\_\_ until \_\_\_\_\_ for \_\_\_\_\_.

*No one 1 Eng 23 will run twenty 20 mins late  
 Cain to Otis.*

*No two 2 Eng 11 will wait at Joplin until ten  
 10 pm. for No 33 thirty three Eng unknown.*

**FORM F.— Sections of Regular Trains.**

\_\_\_\_\_ carry signals \_\_\_\_\_ to \_\_\_\_\_ for \_\_\_\_\_.  
 \_\_\_\_\_ will run as \_\_\_\_\_ section of \_\_\_\_\_ to \_\_\_\_\_.

**Examples.**

*No thirteen 13 Eng 44 will carry signals Alta  
 to Fonda for Eng 777.*

*Eng 777 will run as second 2nd section No  
 thirteen 13 Eng 44 and carry signals Alta to Fonda  
 for Eng 66.*

*Engines 44 and 777 and 66 will run as first 1st  
 second 2nd and third 3rd sections No thirteen 13  
 Alta to Fonda.*

**FORM G.— Schedule for Extra Train.**

Eng. \_\_\_\_\_ will run special, leaving \_\_\_\_\_ on  
 \_\_\_\_\_ on the following schedule, and will have  
 the right of track over \_\_\_\_\_.

Leave \_\_\_\_\_

Arrive \_\_\_\_\_



**Example.**

*Eng No 99 will run special, leaving Boone on Friday, Feb 22nd on the following schedule, and will have right of track over all trains except ninety nine 99 Eng 34 and seventy one 71 Eng unknown.*

*Leave Boone            one ten      1:10 pm.*

*Ogden            one fifteen 1:15 pm.*

*Mongonia one thirty 1:30 pm.*

*Grand Jct one fifty    1:50 pm.*

*Arrive Carroll      two fifty    2:50 pm.*

FORM H.—

**Extra Trains.**

\_\_\_\_\_ will run extra \_\_\_\_\_ to \_\_\_\_\_

**Example.**

*Eng 33 will run extra Newton to Grinnell.*

NOTE. — A “work train” is an extra, and the above form is used for a direct run in one direction.

FORM I. —

**Work Train Orders.**

*Eng 676 will work seven 7 a. m. until six 6 p. m. between Taylorville and Perry.*

*Eng 565 will run Extra Boone to Carroll and work 9 a. m. until 5 p. m. between Carroll and Arcadia.*

**FORM J. — Holding Order.**

Hold \_\_\_\_\_ at \_\_\_\_\_.

*Hold No twenty two 22 Eng 55 at Canton for orders.*

**FORM K. — Annuling a Scheduled Train.**

\_\_\_\_\_ of \_\_\_\_\_ is annulled.

*No eleven 11 Eng 578 of February 23rd is annulled.*

**FORM L. — Annuling an Order.**

Order No. \_\_\_\_\_ is annulled.

*Order number thirty six 36 is annulled.*

**Clearance Card.**

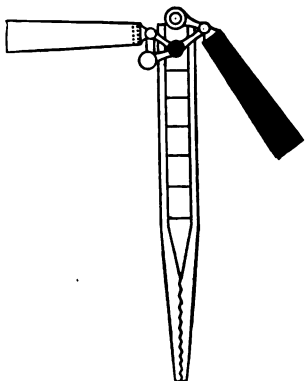
\_\_\_\_\_ 190\_\_\_\_\_

Conductor and Engineman No. \_\_\_\_\_

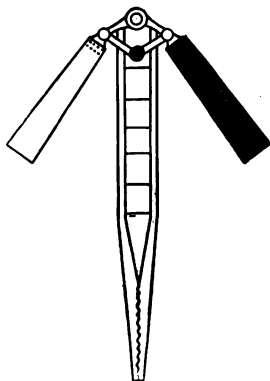
I have no orders for your train. Signal is out  
for \_\_\_\_\_

\_\_\_\_\_  
Operator.

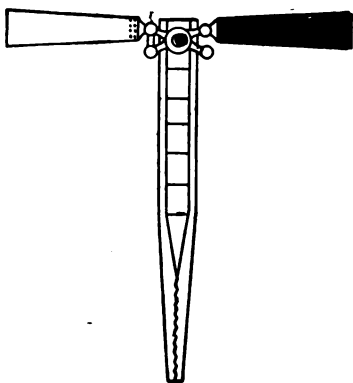
This does not interfere with or countermand any orders you may have received. Conductor MUST SEE that the number of HIS TRAIN is entered in the above form correctly. Conductor and Engineman must both have a copy.

**Telegraph Block Signals.**


**Go Ahead.  
(Single Track.)**



**Go Ahead.  
(Double Track.)**



**Stop.  
(Double Track.)**



**Stop.  
(Single Track.)**

## PART VI.

### LESSON I.

#### **Block Signaling.**

##### **Definitions.**

*Absolute Block*—A railway supposed to be divided into certain sections of a given length termed blocks. No two trains or engines, except double-headers, are allowed, or are supposed to be allowed, to enter any one section at the same time.

*Permissive Block*—Under certain circumstances, or by authority of the dispatcher, more than one train or engine is permitted to occupy a block at the same time, providing each train is notified whether the block is occupied or not, by the use of a CAUTION CARD, or second part of a RELEASE, where they meet at an intermediate siding or non-telegraph office.

*Manual Block System*—This applies where the signals are operated manually, and by its construction requiring the co-operation of the signalmen at both ends of the block to display signals.

*Distinct Circuit*—Where the system requires a distinct circuit from station to station, and the constant attention of operators to their respective duties.

### General Explanation of Block Signals.

The signals generally used are of the semaphore pattern, which consists of a post and arm, pointing to the right for all trains whose movements it governs. The position of the arm, or the color of the light displayed, indicate CAUTION, DANGER, or SAFETY.

The block signals are also used for train orders, and all rules applying to train orders.

### Red

Is an indication that the block is NOT CLEAR, and signifies STOP.

The HORIZONTAL position of the semaphore arm is the equivalent of "Stop."

The DIAGONAL position is the equivalent of "Proceed."

In blocking trains ten minutes apart the following rules will be observed: (A) As soon as the rear car, carrying markers, passes your signals, display signals at "danger" position, keeping them in that position until ten minutes have elapsed. No exception to this rule will be allowed unless authority for the same is received from the dispatcher. (B) The train dispatcher may authorize an operator to allow a train to follow another in less than ten minutes, by the use of the CAUTION CARD, in which event he will send an order of the following form:

Signalman at \_\_\_\_\_

Issue card No. \_\_\_\_\_ to No. \_\_\_\_\_

OK time \_\_\_\_\_ M

\_\_\_\_\_ Train Dispatcher.

(C) The only exception allowed train dispatchers, as per example (B), is when a train requires the assistance of a following train, or when trains close up at meeting or passing points, and then only when weather and grade conditions are favorable. In the latter case no exception will be made in allowing any train to follow a passenger train.

Block signals are used to control the movement of trains upon the main track, and must NOT be accepted by trains on sidetracks.

Proper authority must be obtained from signalmen before proceeding, by trains arriving at a block station where signal is at "Stop," by trains occupying sidetracks, or by trains starting from terminal stations.

"Proper authority" consists of:

- (A) A Caution Card and Release.
- (B) A Release stamped "BLOCK IS CLEAR."
- (C) A Train Order stamped "BLOCK IS CLEAR."
- (D) Train Orders and Caution Card.

### **Signalmen.**

Signalmen will properly record trains, beginning at 12.01 a. m., daily, on BLOCK REGISTER SHEET.

If a train is passed at any station it must be re-entered upon the Block Register Sheet.

The LAST train entering or leaving a block must be the last recorded.

In blocking trains the following code will govern:

\*“ B2 for\_\_\_\_\_” signifies “ Block all South or East-bound trains for\_\_\_\_\_”

\*“ B9 for\_\_\_\_\_” signifies “ Block all North or West-bound trains for\_\_\_\_\_”

If block is clear, a signalman, having received “ B2 for\_\_\_\_\_” or “ B9 for\_\_\_\_\_,” will first register the train upon his blank register sheet and then reply :

“ I I 13 B2 for\_\_\_\_\_” or “ I I 13 B9 for \_\_\_\_\_,” signing his initials and office call, and will block all opposing trains until the train so admitted has arrived and cleared the block ; if the block is not clear, he will reply : “ Block not Clear.”

Upon the arrival of a train, the signalman will first execute any orders he may have, then ascertain from his Block Register if block is clear, but will not clear his signal until all orders concerning such train are satisfied, and block in advance is clear, and he has received “ 13 ” response, as per above code, from next block station in advance.

When there are no orders, and the block ahead is clear for an approaching train, the signal should be changed to “ Clear ” so that the train may enter without reducing speed. When the train has passed the block, and the signalman has seen the markers, he must display the “ Stop ” signal. When the rear of the train has passed 300 feet beyond the block signal, then he must give the train number and the time to the next block station in the rear.

(D) Operators will register in their train book arrival and departure of each train, also time signal displayed and time signal cleared.

---

\* While all roads do not use the same code, this is considered the best and most simple form.

## CAUTION CARD.

---

.....Block Station.....190 ..

Card No.....Time.....M.

Conductor and Engineman, No.....

will proceed cautiously from.....

to.....expecting to find the last

.....bound train, No.....

that passed here at.....M.

.....

Signalman.



# RELEASE.

.....190.....

C. & E. No.....

My Train Order Signal is displayed for No.....

I have no orders for No.....

Last train ahead left at.....M.

---

Or as per second clause of Block Rule .....  
Instructions to Signalmen. Signalmen will fill out  
following :

Signal is displayed for No.....and No.....  
to meet or pass at.....  
except as above block is clear.

Issued at.....M.

.....Signalman.

---

NOTE.—When a block signal is at diagonal it only indicates that the block is clear to outer approaching switch of station ahead.

Should any train have orders not to pass a station without orders, the reception of this blank does not release it, but in such cases, regular orders must be obtained.

## CROSS-OVER PERMIT.

To Conductor.....Engineer.....

I have complied with rules. You may use.....

bound track at.....by protecting

your train as per rule (113).

-----  
Signalman.

This permit does not relieve train crew from any responsibility in connection with Time Schedule or Rules and Regulations.

---

NOTE.—When it is necessary for a train on a double track to cross to the opposite track, the Conductor shall, before crossing, notify the signalman at the Block Station where cross-over is located, and obtain permission to do so by the above blank.

## LESSON II.

**Blockwire Work.**

1. To get a *block* the operator would say: "B2 . for No 3 Z."

B — Signifies block.

2 — Signifies east or south-bound trains.

No. 3 — Signifies the number of the train.

Z — The office call, wanting block.

Upon receiving this signal over the wire you would immediately display your danger signal and place the number of the train under [A] marked on attached sheet.

2. You would then acknowledge the announcement of this train, by replying: "I I 13 B2 for No 3 810 pm X"

I I — Has the meaning of aye, aye, or yes.

13 — Means "I hereby acknowledge receipt of and state that I fully understand and will execute."

B 2 — for No. 3 — As mentioned above.

810 — The time. See column [B].

X — Can be either the call for your office or your personal sign.

3. The first operator would next say: "No 3 By 812 Z."

By — Meaning the train had passed by station and entered the block for your station at 812.

You now enter the time just sent under column marked [C].

4. You would next get a block for this train from the office in advance, exactly the same way this office secured one from you. It will be given to you the same as you gave it to the office in the rear, unless the block ahead has been, or is about to be, entered by an opposing train, in which event both trains would meet at your station. But if given a block, note under column [D].

5. Following these points, you next enter upon your Block Sheet the "Arrival" of No. 3, and if you have secured a block ahead then you can enter time of "Departure," in case it is not necessary to stop train under columns [E] and [F].

6. After the markers have passed your station 300 feet, you report the train "By," stating the exact time to both the office in the rear and the one in advance as well as "OS'ing" the same to the dispatcher.

Note the signals carried, entering them under column "G" as:      Green      White      or None.

7. This leaves but one column, time cleared block at station in advance, which is entered in column [H] when operator in advance reports train "By."

8. Same is applicable for [B9] for opposite direction.

### Work.

Make up a record of a train each way on your sheet.

"Z" will be the office on the east; "X" your own office, and "Br" the office on the west.

## RECORD\_\_\_\_\_BLOCK STATIC

[illegible]

**DAY 190**

[illegible]

NOTE.—In asking for block on Specials, it is generally asked for in the conductor's name. Example: "B2 for Brown Spl."

## LESSON III.

### Block Examination and Answers.

Q. What is a block station?

A. A telegraph station with all necessary signals for blocking trains.

Q. What is a block?

A. A block is the distance between the outer approaching switches of two block stations.

Q. What is a positive block?

A. A block where only one train is allowed at a time.

Q. What is a cautionary or permissive block?

A. A block whereon two or more trains are allowed by the use of a cautionary card or signal.

Q. Are block stations for any other use or purpose than blocking trains?

A. They may be used for stopping trains for telegraphic orders.

Q. What rules besides block signal rules apply to them?

A. Train order rules.

Q. Which arm or light governs the train approaching a block signal?

A. The right hand arm or light facing the train.

Q. What is a block signal?

A. A semaphore where arms govern by day; and red, green, and white lights by night.

Q. What does the horizontal position of arm signify?

A. Danger. Stop.

Q. By what name shall the horizontal position of arm or red lights be known?

A. Danger Stop. STOP SIGNAL.

Q. By what name shall the diagonal position of the arm or green lights be known?

A. Clear. Proceed.

Q. When a clear signal is given, how far does it indicate that the block is clear?

A. To the outer approaching switch ahead.

Q. What is meant by the outer approaching switch of a station?

A. The first switch a train meets upon approaching a station.

Q. At what position must signals always be kept except when changed to allow a train to pass?

A. Horizontal or danger.

Q. While you have train orders on hand, at what position must signals always be kept?

A. Horizontal or danger.

Q. What must be done before issuing clearance cards to trains to which you have delivered orders?

A. Ascertain that there are no more orders and that the block is clear.

Q. If you have no orders for a train and block ahead is clear, when should you give clear signal to the approaching train?



A. As early as possible in order that they may not reduce speed.

Q. When is the proper time to report a train clear of a block ?

A. Three hundred feet past the station.

Q. When is the proper time to replace a danger signal after a train has passed ?

A. Immediately after the markers have passed your station.

Q. How are you to know when an entire train has passed ?

A. By the markers.

Q. What are markers ?

A. Red lights by night and green flags by day on rear of train.

Q. If a train passed without markers what would you infer and what action would you take ?

A. Notify stations on each side and report to the train dispatcher that the train had parted.

Q. If you are notified by block station in either direction that a train which had entered the block had parted, what would you do ?

A. Give *train parted signal* to engineman as train approached.

Q. What is "train parted" signal ?

A. A lamp or flag swung in a circle at arm's length across the track.

Q. When is a cautionary Block Signal or CARD used ?

A. When dispatcher desires a train to enter a block which is not clear.

Q. By whose authority can such a card or signal be used ?

A. That of the train dispatcher.

Q. How must such card be endorsed by train dispatcher, before it becomes of force or value ?

A. He must give number of card, Ok, time, and Sig.

Q. Do you understand that when a caution card is used a release must also be issued ? If so, why must release card be issued ?

A. To release the train and show that there are no orders for it.

Q. After a train has received orders at your station what should you do to release the train from your signal ?

A. Stamp orders "Block is Clear."

Q. Suppose that two or more sections of a train were to meet an opposing train at your station, would you give the opposing train a clear signal before all the sections had passed and all orders on hand had been completed and delivered or canceled, or while there was another train in the block ?

A. No.

Q. Will you change your block signal to "clear" under any circumstances until all orders on hand are completed and delivered or canceled, or while there is a train in the block ?

A. No.

Q. What record of trains must be kept and what time must be kept ?

A. Leaving time of trains in advance and rear,

signals carried and time of arrival and departure of trains at your station.

Q. If a train is passed at your station by another train, what record is made of train on siding?

A. It is re-entered on register.

Q. What train must be last recorded on your train sheet?

A. The last one to depart.

Q. How are trains to be reported?

A. To offices both in advance and rear.

Q. What does signal "B" signify?

A. Block.

Q. State fully what a signalman is required to do when he receives order to "B2" or "B9" for a train.

A. If no train has entered the block give "B2" or "B9" and allow no train to enter until block is cleared.

Q. What must be done with approaching train if a train from opposite direction has entered the block?

A. Display danger signal to hold the approaching train or stop it.

Q. What must be done upon the approach of a north or west-bound train?

A. Get "B2" or stop it.

Q. What must be done upon the approach of a south or east-bound train?

A. Get "B9."

Q. What would you do in case you could not raise next block station to get him to block trains,

and could not raise dispatcher to get instructions?

A. Issue a caution card stating the facts of the case. Then trains can only proceed in accordance with the schedule.

Q. Under what conditions may a train be allowed to enter a block before a preceding train has cleared that block?

A. Under cautionary card or signal.

Q. How must your signals be displayed when trains are to meet at your station?

A. They should be held at "danger" until one train is in the clear.

Q. At stations on a double track, what is the signalman's duty upon the approach of a train?

A. If block is clear and no orders, turn signal to "Clear."

Q. When one track is obstructed and by direction of train dispatcher a single track is used, by what rules will signalman be governed?

A. Single track rules.

Q. What must be done to allow trains to proceed when they have orders to meet at a non-telegraph station or intermediate siding?

A. Trains must be stopped and given a release with second clause.

Q. Under what circumstances would you leave signals at "Stop" position, and deliver caution card in addition to release card?

A. At "Stop" no caution card is needed.

Q. When trains receive orders to meet at a closed block station or non-telegraph station, how would they be permitted to enter the block?

A. By use of caution card.

Q. What do you do in operating a positive block between two open block stations where there is an intermediate non-telegraph station ?

A. Ignore it.

Q. What must be done in case a train is to use a cross-over switch or enter the opposite or wrong going track ?

A. The conductor must notify the operator at the station last passed of his intentions, which operator will notify the operator in the block station in advance, who will use the danger or cautionary signals for all opposing trains, until that train which has crossed over has reached his or another block station on the right track.

Q. What is the duty of the first signalman ?

A. Get "B2" or "B9" if block is clear

Q. What is the duty of the second signalman ?

A. Give "B2" or "B9" if block is clear.

Q. How many copies of caution card must be issued to one train ? And to whom to be given ?

A. Two. Given to the conductor.

Q. If a train enters a siding at your station to be met or passed by another train, what must you know before reporting block clear ?

A. That the train is in the clear and that the switch is closed.

Q. When it is necessary for a train which you have reported as in the clear to back into block, what will you do ?

A. Get block from station in the rear.

Q. If it should be necessary to stop a train

while passing your station for which you had given a clear signal or caution signal, what signals would you use ?

A. Danger signals, also hand signals.

Q. After train has passed your office and you are offered an order for or are ordered to block that train, what would you do ?

A. Refuse it by stating the circumstances, and then try to stop train.

Q. When should night signals be displayed ?

A. From one hour before sunset until one hour after sunrise.

Q. What must be done before closing a block station ?

A. Get relief from train dispatcher and notify offices on each side.

Q. When block stations are closed what must be done with signals ?

A. Leave them at "clear."

Q. What must be done with block wire ?

A. It must be cut through to stations on each side.

Q. How is this done ?

A. By the use of the switch-board.

Q. What must be done when office is re-opened ?

A. Turn signal to "stop," report to train dispatcher for duty, and notify offices on each side.

Q. What must be done before allowing the first train to pass ?

A. Ascertain if block is "clear."

Q. What signals must signalmen provide themselves with ?

A. Red, green, and white flags ; red, green, and white lanterns ; fusees and torpedoes.

Q. When should hand signals be used ?

A. Any time when the proper indications can not be given by the fixed signals.

Q. If a train has passed your station and stops and takes siding, how do you treat such train ?

A. Treat it as an approaching train.

Q. What do you do when a train crosses over, and what rules do you follow ?

A. Issue a cross-over permit and operate a positive block until train returns to the proper track.

Q. Should a car or a portion of a train run back in the wrong direction, what must you do ?

A. Notify signalman toward whom the car or portion of the train has gone.

Q. What is the duty of the signalman receiving notice ?

A. Must turn signal to "stop" and allow no train to enter block until such car or portion of train has been stopped.

Q. What is the duty of signalman in advance ?

A. He must give "train parted" signal to engineman approaching.

Q. If you are ordered to block a train which is passing, what is done ?

A. Give hand signals until you are able to communicate with the conductor.

Q. What code is used on single track in operating trains between blocks ?

A. "B2" to block all east or south-bound

trains. "B9" to block all west or north-bound trains.

NOTE.—Never allow more than one train at a time in a block except by caution card or a special train order. Do not report a train clear of a block until you have *personally* seen the "markers" pass. To see the caboose is not sufficient. There may be two or more cabooses, and the last one may break off.

Q. For what trains are block signals used to control their movements?

A. Those on the main track.

Q. Can they be accepted by trains on the side-tracks?

A. No.

Q. What must every train have, arriving at a block station where block is at STOP before proceeding?

A. Proper authority must be obtained from signalman.

Q. Of what does proper authority consist?

A. (a) caution card and release; (b) a release stamped BLOCK IS CLEAR; (c) train orders stamped BLOCK IS CLEAR; (d) or train orders and caution cards.

Q. What must all trains occupying side-tracks, or trains starting from terminal stations, have before proceeding?

A. Proper authority of either (a, b, c, d).

Q. If signalman is called upon for block, and if the block is not clear, how will he answer?

A. "Block not clear."



Q. If a train entered a siding, what notice should the signalman receive before reporting the block clear ?

A. That it is clear of the main track and switches are locked.

Q. Can a signalman accept an order to hold a train for orders or to block them if the engine has once passed the signal and they are at a stand-still ?

A. Not until he has communicated with the conductor.

Q. What must the signalman first obtain for trains which he has admitted to the block in either direction before closing the block switch ?

A. "3."

Q. What is the "home block signal" ?

A. A fixed signal at the entrance of a block to control trains in entering and using said block.

Q. What is the "distant signal" ?

A. A fixed signal used in connection with a home signal to indicate that the home signal may be at STOP when the distant signal is at "Caution"; or, that the home signal is clear when the distant signal is clear.

Q. What is the "advance block signal" ?

A. A fixed signal used in connection with a home block signal to subdivide the block in advance.

Q. What is the meaning of block system ?

A. A series of consecutive blocks.

Q. What is the meaning of "telegraph block system" ?

A. A block system in which the signals are operated manually, upon information by telegraph.

Q. What is the meaning of "Controlled manual block system" ?

A. A block system in which the signals are operated manually, and so constructed as to require the co-operation of the signalmen at both ends of the block to display a clear signal.

Q. What is the meaning of "automatic block system" ?

A. A block system in which the signals are operated by electric, pneumatic, or other agencies actuated by train, or by certain conditions affecting the use of a block.

# **“31—X—Order,” Retaining “13” Order Feature.**

## Central Railroad Company.

TRAIN ORDER NO. 66

*July 28* 190    

*To* C & E No 11      *At* Logan      Station

*To*                     

*“X”* Meyer      *Opr.* 830 *a* **M.**

TRAIN AHEAD LEFT AT 720 *a* **M.**

*No Eleven 11 Eng 66 Jones will meet No twelve  
12 Eng 75 at Missouri Valley*

12 *R. A.*

CONDUCTOR AND ENGINEMAN MUST BOTH HAVE COPY OF THIS ORDER.

*Repeated at* 832 *a* **M.**

| CONDUCTOR    | TRAIN     | MADE       | TIME         | OPERATOR     |
|--------------|-----------|------------|--------------|--------------|
| <i>Jones</i> | <i>11</i> | <i>O K</i> | <i>833 a</i> | <i>Meyer</i> |
|              |           |            | <i>J B D</i> |              |

## PART VII.

### LESSON I.

#### Technical Orders.

##### Explanations.

#### Notes on "31"—"X"—"13" Orders.

*Trains When Extras—How Designated.*—Extra trains are designated by Engine numbers, Conductors' names, as—

Extra 678 Jones,  
with the direction as NORTH, SOUTH, EAST, or WEST.

*Time.*—Time in the body of the orders must be written in words and duplicated in figures, thus—

Nine thirty three 933 A. M.

*Figures.*—Figures must not be surrounded by brackets, circles, or other characters, but must appear plainly without accompanying marks.

*Signal "31."*—To transmit an order, the signal 31 must be given to each office addressed, the number of copies being stated. Example:

"31" Copy—

*Transmission of Orders.*—A train order to be sent to two or more offices must be transmitted

SIMULTANEOUSLY to as many of them as practicable. The several addresses must be in the order of the superiority of trains, *each office taking its proper address*. When not sent simultaneously to all, the order must be sent first to the superior train. Each office is enabled to copy its proper address by hearing the dispatcher give its office call just preceding the address of its train and immediately after it, the superior train being addressed first. Example: To A to C & E No 12 A.

To B to C & E No 11 B.

*Meeting Points.* — When a meeting point is to be made between two trains at a certain station, the order, when practicable, should be sent to said trains to stations either side of the actual meeting point; also to the operator at the actual meeting point, if a telegraph office. Example:

To A to C & E No 8 A.

To B to C & E No 7 B.

To C to Operator. C.

In issuing an order to a train at an actual meeting point, the body of the order will state that it is put out at said meeting point, thus:

“No sixty six 66 gets this order at the meeting point.”

*Abbreviation “12.”* — The numeral abbreviation “12” will be used at the end of a train order immediately preceding the signature of the dispatcher. Example: [Sig] “12 E. M. D.”

“12” signifies: “Do you acknowledge receipt of this order, and do you fully understand it?”

*Abbreviation “13.”* — In responding to train

orders, conductors or others use the abbreviation "13," which the operator sends just preceding the signature, after an order has been repeated and signed by parties to whom it is addressed. "13" signifies: "I hereby acknowledge the receipt of the order and state that I fully understand it and will execute it."

*Repeating Orders.* — When a train order has been transmitted operators must first give "X" response [unless otherwise directed], and repeat order at once from the manifold copy in the succession in which the several offices have been addressed, and THEN write the time of the repetition on the order, thus:

Repeated at "220 pm"

Each operator receiving the order should observe whether the others repeat it correctly or exactly as he himself has it.

Those to whom the order is addressed, except enginemen, must read it aloud, then sign it. The operator will send their signatures, preceded by the number of the order and "13," to the train dispatcher, thus:

"Order No 3 sig 13 Brown."

The response "OK" and the TIME, with *his* initials, will then be given by the train dispatcher. Example:

"Order No 3 OK 223 pm. HDG."

Each operator receiving this response will then write on each copy "OK" [in this case meaning "COMPLETE"], the TIME, train dispatcher's

initials, and his own last name in full, and deliver a copy to each person addressed, except enginemen.

“X” *Response.* — A train order must be acknowledged by the operator responding: “X [number of train order] to [train number],” with the operator’s initials and the office signal. The operator must then write on the order in the places provided for that purpose, his initials and the time. Example of “X” ing an order :

“X Order No 3 to C & E No 1 J. B. H. DS.”

“X” signifies : “I have displayed my train order signal and hereby acknowledge the receipt of the order, and pledge myself to hold the train [or trains], and when OK response is received, to deliver.”

NOTES. — “OK” must not be given to a train order for delivery to an inferior train until “X” response has been sent by the operator who receives the order for the superior train.

Where trains stop for orders, which have not been received, or when for any reason the operator calls for orders, he will secure the circuit and attract the dispatcher’s attention by using the signal “19.”

Conductors’ names are given in all, or nearly all, of the orders of this kind. Example orders :

“No one 1 Eng 77 Jones will meet No four 4 Eng 88 Smith at Vinton.”

“Eng 33 Brown will display signals and run as first No eleven 11 New York to Hudson.”

“Hold No twenty two 22 Eng 876, Benson at Lake City.”

## The "31" "X" Order.

Train Order No. 10Mch 17 19To C & E No 1 At Belle Plaine

Station.

To \_\_\_\_\_

"X" J. W. B. Opr. 145 a M.1230 a

TRAIN AHEAD LEFT AT \_\_\_\_\_ M.

*No one 1 Eng 765 King will meet No two 2 Eng  
246 Palmer at Arcadia instead of Carroll.*


12 E. D. M.

CONDUCTOR AND ENGINEMAN MUST BOTH HAVE COPY OF THIS ORDER.

Repeated at 220 a M.

| CONDUCTOR   | TRAIN    | MADE        | TIME           | OPERATOR     |
|-------------|----------|-------------|----------------|--------------|
| <i>King</i> | <i>1</i> | <i>"OK"</i> | <i>220 a m</i> | <i>Brown</i> |
|             |          |             |                |              |
|             |          |             |                |              |





Division point. A lucrative position for an advanced operator.

## LESSON II.

**Technical Messages.****Train Register Ticket.**


---

*Mc Ville* Station *2-11* 19

Train No. *Spl* Engine No. *886*

Arr. M. Dep. M.

**LOADS.****EMPTYES****PASSENGER.**

Stock *30* N. W. Mail and Baggage

Time Freights Foreigns Coaches *1050 p m*

D Freights *793 tons* Sleepers

*Wilbur* Conductor.

---

# The "Detail" Train Report.

To the Train Dispatcher :

*Vinton 2-11*

19\_\_

Train *Spl* Left *Vi 840 p* M. Engine *886*Engineer *E. J. Moore* Conductor *Wilbur*

## LOADS.

Give contents and destination of each load and state when carded, or Time Freight.  
Give route of Eastern Time Freight.

| No. Lds.  | CONTENTS.     | DESTINATION.     | TIME. | ROUTE. | Tonnage.   |
|-----------|---------------|------------------|-------|--------|------------|
| <i>14</i> | <i>Cattle</i> | <i>U. S. Yds</i> |       |        | <i>396</i> |
| <i>11</i> | <i>Hogs</i>   | <i>" "</i>       |       |        | <i>281</i> |
| <i>2</i>  | <i>"</i>      | <i>Wood St</i>   |       |        | <i>50</i>  |
| <i>2</i>  | <i>"</i>      | <i>Chgo</i>      |       |        | <i>50</i>  |
| <i>1</i>  | <i>Horse</i>  | <i>Mc Ville</i>  |       |        | <i>16</i>  |
| <i>30</i> |               |                  |       |        | <i>793</i> |

## EMPTIES.

Give Initials, Kind of Cars, Destination, and Size of Local Box and Stk.

| No. Mts. | INITIALS. | KIND. | DESTINATION. | SIZE. | Tonnage |
|----------|-----------|-------|--------------|-------|---------|
|          |           |       |              |       |         |

*Wilbur* Cond'r or Agent

Rule 906.—Conductors must enter in train register book wherever kept all information called for. Trains not scheduled to stop at registering points will be registered by operator. Conductor will leave train register ticket. They are filled out by conductors and generally asked for by dispatchers. The foregoing should be sent as follows :

Hr Tkt Fm McVile 11

Train Spl Eng 886 [ . ] [ . ] Loads 30 Total 793  
Tons sig Wilbur.

Detail messages are started the same as Tickets, adding the engineer's name. It should be sent directly across the page, as the receiver has a specified form upon which to receive it. By making a period [ . ] at the end of each line the receiver knows when to begin under "No. Loads" again.  
Example :

14 Cattle U S Yards 396 [ . ]

11 Hogs U S Yards 281 [ . ]

Where both loads and empties are filled out, they should be announced as "Loads" just preceding the first part, and "Empties" after it had been completed, and the final part ended with the word "Sig" with either the Conductor or Agent's name.

# TELEGRAPHIC REPORT CALLED THE TRAIN REGISTER TICKET.

..... Station ..... 19 .....

Train No. .... Engine No. ....

Arr. .... M.      Dep. .... M.

**LOADS.****EMPTYES.****PASSENGERS.**

Stock ..... N.-W. .... Mail  
and Baggage .....

Time  
Freights ..... Foreigns ..... Coaches .....

D Freights ..... Sleepers .....

..... Conductor.

## The "Detail" or Destination Train Report.

To the Train Dispatcher :

C D 2-12 19\_\_

Train 33 Left 840 a M. Engine 356

Engineer Carroll Conductor Brown

### LOADS.

Give contents and destination of each load and state when carded, or Time Freight.  
Give route of Eastern Time Freight.

| No. Lds. | CONTENTS. | DESTINATION. | TIME. | ROUTE.  | Tonnage. |
|----------|-----------|--------------|-------|---------|----------|
| 3        | Co Coal   | Sterling     |       | UP Trfs | 164      |
| 6        | Rails     | Mo Valley    |       |         | 270      |
| 1        | Rails     | West Side    |       |         | 40       |
| 2        | Apples    | Omaha        |       | UP Trfs | 25       |

### EMPTIES..

Give Initials, Kind of Cars, Destination, and Size of Local Box and Stk.

| No. Mts. | INITIALS. | KIND. | DESTINATION. | SIZE. | Tonnage.   |
|----------|-----------|-------|--------------|-------|------------|
| 7        | C & N W   | Spl   | Mo Valley    |       | 163        |
| 3        | C R Q & P | Box   | Omaha        |       | 41         |
| 2        | C & N W   | Coal  | Soo City     |       | 78         |
| 5        | U P       | Cx    | Omaha        |       | 25         |
| 2        | L S & M S | Spl   | Denison      |       | 22         |
| 1        | Star U    | Refr  | So Omaha     |       | 18         |
|          |           |       |              |       | <u>716</u> |

F C Stuard Cond'r or Agent,

## LESSON III.

### Car Reports.

#### Practical Hints.

In sending this report, announce it to the dispatcher "cars," signing your office call, and then



send the letter over such parts of the report as you happen to need to fill out. Example:

1st A 1 K 2 S 5 . 2nd C 2 M 1 V 1 . 3rd Y 1 .  
4th P 2 6th A 1 B 1. 7th A 15 D 30 F clear.

### Explanatory.

1. Cars Wanted—Show total number of cars wanted for loading during next twenty-four hours (regardless of number of cars on hand, empty or loaded) except STOCK and REFRIGERATOR cars, which should be ordered, when possible, at least three days in advance of the time required for loading.

2. On Hand Empty—Show all cars on hand empty and being loaded, except empty cars billed to other stations or divisions, which should be reported separately, giving number and class of cars and destination.

3. To Be Unloaded—Show all cars on hand to be unloaded, or which are being unloaded. All cars which have finished loading must be shown in 6 A or B.

House "A"—Box cars 36 feet in length, and 7 feet in height.

Cotton "B"—Box cars under 36 feet in length, but over 7 feet in height.

Standard "C"—Box cars 36 feet long, 8 feet or over in height.

Large "D"—Box cars 40 feet long, 8 feet high.

Furniture "F"—Special cars 37 feet.

Van "G"—Special cars 40 feet.

Carriage "H"—Special cars 50 feet.



**Telegraphic Order Form.**

Address Car Service Agent for special equipment. Orders for common equipment and foreign are to be placed with the Train Dispatcher.

| Received From | Time Received | Sent By    | Received By |
|---------------|---------------|------------|-------------|
| <i>W</i>      | <i>1055 a</i> | <i>D E</i> | <i>A N</i>  |

From *West Liberty Iowa Feb 10*

To *J B S Des Moines*

Order No. *22* Time Filed *1040 a* M

A Cars Wanted (Number) *One*

B. Initials *A M S*

C. Class of Cars wanted *Palace Horse*

D. Size of Cars wanted *50 ft*

E. Where wanted *West Liberty*

F. Date wanted *Feb 17th*

G. To be loaded with *Horses*

H. Destination *Jefferson Mass*

J. How routed *L. S. & M. S.*

Signed: *J B Smith*

NOTE.—In the foregoing message it would usually be announced to the dispatcher by the Form Number, or as “Spl Equipment” report.

Having made the necessary announcement, the sending operator would in most cases begin the message with his office call, his personal signal, and then say: “Fm” West Liberty Ia 10 “to” J. B. S., Des Moines Ia. [.]

Order No. 22 [.] [.]

A One [.]

B Ams.

C Palace Horse.

D 50 ft.

E West Liberty.

F Feby 17th.

G Horse.

H Jefferson Mass.

J L S & M S.

Sig. J. B. Smith.

The receiving operator having a similar form, simply fills out the blank lines after each cipher letter is announced. The object is to save time and keep things at all times in a systematic form.

### **Practical Hints for Railway Telegraphers.**

In case of accident upon the road, see that no information or account of the same is given to any but those connected with the management, and neither ask nor answer questions by wire or otherwise, except from or to the train dispatcher or other officers of the company. Do not converse about the accident in any way.

Do not depend upon others to do your work, and do not meddle with other employes' work.

Place yourself on record from the very beginning as a man whose statements can be relied upon. In your correspondence with your superior officers use diplomacy in your language. Construct your letters in such a manner that there will be no unnecessary correspondence, and make them short and to the point, but above all things make them clear.

Look up and down a track before stepping between the rails. Make a practice of doing this, even if you are sure that there is not a train or engine moving within two miles of you. It is an excellent habit to acquire. Practice this, and almost unconsciously you will form the habit, invaluable to a railway telegrapher, of exercising great caution before placing himself in positions of danger.

Do not lose your temper, and take it out on some operator along the line. Do not comment on the company's way of doing business. The dispatcher hears all that goes over the wires, and he is in a position to retard your promotion or help you along toward promotion.

Do your telegraphing while on duty, study it while off duty. Always try to be accommodating, unassuming, and quiet. Help old people on and off trains. Do not get out of patience if a traveling man asks a small favor. They often travel all night, put up at poor hotels, and feel out of sorts, but a good word from them circulated among other traveling men, will reach the officials' ears more often than in any other way.

## PART VIII.

---

### LESSON I.

#### **Advanced Commercial Work.**

*Black.* — A day message which should be delivered immediately. The phrase “black” is used only to announce that day messages follow when the sender has been sending night or Reds, as they are termed, or other classes. Example :

[ Hr black ] DS MK.—[ Ck ] 9 Paid.

[ Fm ] Des Moines Iowa Feb 22nd, 1902.

[ To ] H. H. Brown,

Bijou [ . ]

Philadelphia Penn.

[ . ] Offer you forty dollars per week and expenses answer.


[ Sig ] H. T. Jones.

“415 p.m.”

---

#### **A Message Requiring Special Delivery.**

**NOTE.**—A message to be delivered beyond the free delivery limits of the terminal office, and for which the delivery charge is not given in the Tariff Book, will be accepted upon the payment of guarantee of an amount sufficient to cover the message tolls and the probable cost of delivery. The words :



Interior of Postal Telegraph Cable Co. operating room, Chicago office.

“Deliver and report charges,” when the charges are to be paid by the sender, or the words: “Delivery Charges Guaranteed,” when they are to be paid by the addressee, will be inserted in the check of such message, and will be counted and charged for.

Example message :

127 NY. DB.—[ Ck ] 10 Paid 3 ex wds.

Dely Chgs Gtd.

[Fm ] New York N.Y. Feb 11th, 1902.

[ To ] E. J. Snyder,

3 1-2 Miles North,

Lafayette, Ind.

[ . ] Your son killed this afternoon wire instructions.

[ Sig ] E. H. Ankeny,

Coroner.

“5:15 p.m.”

---

NOTE.—In the check of this message we have three extra words, while in the body there are only seven. The object in placing these three extra words after the *check*, instead of the body, is to call the attention of the receiving office to the fact that the charges are guaranteed. Were they placed in the body of the message, they might confuse the recipient of the message, and also miss the attention of the delivery clerk.

---

Where the sender of a message either does not know that the message goes beyond the free delivery limit, or when he neglects to notify the sending office, or to make note in address, it results in a series of Office or Service messages of this kind :

**Asking for a Guarantee on a Message.**

To Cincinnati Ohio.

Yours date Brown signed Beaver undelivered party lives six miles in country. Do you Gte delv chgs.

Morris, Ills. 23rd

**Guaranteed Delivery Charges.**

To Morris, Ills.

S. Y. S. Ours date Brown signed Beaver Delivery Charges Gtd. Rush delivery.

Cincinnati, Ohio. Feb 23rd—

**When Delivery Charges are not Guaranteed.**

To Morris, Ills.

S. Y. S. [See your service] ours date Brown signed Beaver. Please drop in Post Office. Delivery Charges not guaranteed.

Cincinnati, Ohio Feb 23rd—

**A Government Message.**

*Government*—A message demanding special or government rates, and taking precedence over all ordinary business. It relates to official government business. Example:

[Hr Pink Govt] 323 WN FG. — [Ck] 18 Paid Govt.

[Fm] Washington, D. C. "Dec" 12th—"02"

[To] Observer,

Chicago, Ills.

[.] *For Illinois generally fair except in extreme western portion lower temperature Wednesday, warmer Thursday.*

[Sig] Moore

"3:25 p. m."

**NOTE.**—In all government messages to count for Check you begin at “To” and count everything including the signature. [Tariff books give rates.]

---

### A Deadhead Message.

*Deadhead* [or *D. H.*]—Where a message is sent free and no tolls collected for its transmission or delivery. The check of a free message will show the reason for its acceptance without tolls.

Remarks: Example—

10 D. H. Frank No.....

10 D. H. Employe.....

10 D. H. Answer to D. H.....

10 D. H. No..... and paid via.....

10 D. H. Company.....

10 D. H. Frank No....and Frank No....

[When free over two lines.]

---

[Hr No] 39 C. MK. “HO” [Ck] 8 D. H. Company.

[Fm] Cleveland Ohio, “Nov” 12th—“02”

[To] Carl Brown [.]

*Try Hotels.*

*Cincinnati, Ohio*

[.] *Report to Manager Moffitt at once for duty.*

[Sig] F. H. Stubbs,

*Supt.*

“1010 a. m.”

---

**WORK.**—Make up six Deadhead Messages, using each of the above reasons.



**Grain Message.**

*Grain.* — Pertaining to transfer of grain or provisions, speculative or otherwise. Example :

[hr Grain No] 330 M. NB. MK. 4 Paid.

[Fm] Omaha, Nebr 23rd.

[To] Bartlett Frazier & Co,

No 233 Wabash Ave,

Chicago, Ills.

[.] Buy ten May wheat.

[Sig] Tom Kelly.

“9:30 a. m.”

NOTE. — Assuming that the number in the address had been sent wrong, a service message of this kind should be sent :

**Where No Such Number.**

To Omaha, Nebr.

N. S. N. [no such number] as 233 Wabash Ave  
G. B. A. or cant 92 yours date Bartlett Frazier & Co  
signed Kelly. Cant find.

Chicago, Ills. 23rd.

**LESSON II.****Other Series.****Wrong Address.**

To New York.

Yours 24th White 1312 Worthington Avenue  
Sgd Brainerd Undeld party unknown at that number cant find.

Chicago, Ills. 25th

**Correcting Address.**

To Chicago, Ills.

S. Y. S. Ours 24th White sgd Brainerd is addressed 1512 Worthington Avenue, not 1312 as you have it. Can you 92 now ?

New York N. Y. 25th—

**Meaning of “Relay” and “Through.”**

*Through*—Called “Tru” on the wire, is a message *relayed* by several offices or one office from its originating point to its final destination. A message to some other point than the first office copying it is a “Tru” message, also.

Example :

[Chicago’s Received “Tru” copy]

[Hr tru No] 173 ND. PZ MK. 13 Collect.  
Indianapolis, Ind., Feb 24th—“02”

Cline Bros.

Harlan, Idaho.

Wire lowest price on two narrow tread  
wagons and five maxine plows.

Jones Bros.

“5:12 p. m.”

[RN. 517 P. M. MK. DW.]

After a message has been sent it must ALWAYS BE “TIMED” in the following form: First, the call of the office to which it is being sent. Second, the time of transmission. Third, the operator’s signal sending. Fourth, the receiving operator’s signal.

Assuming that the office at Harlan, Idaho, was closed for the night and that the message lay over at Chicago, Ills., Chicago would send the following service in case message was considered important :

**Delayed Series.**

To Indianapolis, Ind.

We hold until 8 a. m. yours date Cline Bros sg'd Jones Bros. Office closed for the night at Harlan Idaho.

Chicago, Ills 24th

---

Assuming that Cline Bros. refuse the payment on this next morning, Harlan would send a Service message of this kind. Example :

**Uncollect.**

To Indianapolis, Ind.

Collect there yours 24th Cline Bros sg'd Jones Bros. Payment refused.

Harlan Idaho 25

---

**Request to Report Delivery.**

If the sender of a message requests a notice of its delivery, insert in the check the words, "report delivery." Instructions from the sending office will be carefully carried out.

*City.* — Where a message reaches its destination it is called a "City." The term was universally employed when common white clip paper was used for through or relayed messages, and the yellow or blank, as it is known, was used for the city

copy ; but this has almost been done away with, and all city copies as well as "tru's" are copied on the same blank in the cities. This new method saves time and labor.

---

[hr city] PO. BG MK

*8 Paid 2 ex wds Report Delivery.  
Clinton Iowa "Feb" 17th, "02"*

*J. V. Martelle,*

*Actor formerly with Empire Stock Co,  
Try Hotels and Theaters,  
Denver Colo.*

*Can sign you for season*                      *answer.*

*Bennett & Co  
Booking Agents.*

*6:55 p. m.*

---

Denver would act as requested in the check and if delivered or not delivered report the facts of the case. If delivered the message would read :

[To] *Clinton Iowa.*

*Yours this date Martelle sgd Bennett & Co deld  
O K 655 p. m.*

*Denver Colo 12th,*

---

NOTE. — You will notice that considerable stress is put on the address, and seemingly so much that extra words appear to be used, but where it is necessary to mention a point to insure delivery, it is much better to make a lengthy address, insuring

clearness, than to necessitate sending several service messages.

---

### Other Form of "Asking about Delivery."

[To] *Monmouth Illinois.*

*Show delivery ours 20th Cornell sgd Brandon.*  
*Sender claims Non-delivery.*

*Galveston Texas 21st, 19*

---

### Code and Cipher Messages

Are messages containing either words without meaning, uncommon words, or words making a line without sense, or a group of letters termed a word, to secure secrecy and economy. Sometimes they are announced on wire as "Code," so that the receiving operator will be on his guard. This is done only in small offices, however.

---

### Code Message with Extra Words.

273 CH. NE MB.

8 Paid 3 ex wds

*Peoria, Ills Feb 12th, 19*

*Sinclair & Co,*

*Cedar Rapids, Iowa.*

*Inletting capsula carvine lub sudgore.*

*A. Carter,*

*General Agent, The Merchants Dispatch*

*605 p. m.*

NOTE. — In this message we have three extra words. Of course it is understood that all code messages do not have title words or extra words.

In the signature of a message, the sender is allowed two title words free; beyond that all others are counted as extra words.

Assuming that this message was not understood, or that the Sinclair Co. believed that an error was made in transmission, they would say: "We want that message REPEATED," or send for "DUPLICATE," and the Cedar Rapids office would send a message as follows:

To Peoria, Ills.

Duplicate quick yours this date Sinclair Co sgd  
Carter not understood.

Cedar Rapids, Iowa 12th

NOTE. — The second copy or duplicate will bear the word "Duplicate" immediately after the check, so it will not be mistaken for another message.

### **Duplicate Transmission [Rule 36].**

If, to correct an error in a message, or for any other reason, a second transmission becomes necessary, the sending operator will begin the second transmission with the word "Duplicate," which the receiving operator MUST write conspicuously on the message.

---

### **Asking Duplicate for a Certain Word.**

To Philadelphia, Penn.

Duplicate third word yours date Smith sgd  
Brown reaches us BEANERY. claim should be  
"Beaning."

Chattanooga Tenn 22nd

**Correcting the Word.**

To Chattanooga Tenn.

S. Y. S. third body word ours date Smith sgd Brown should read "beaning," we repeat beaning not "beanery" as you have it.

Philadelphia Penn 22nd

---

**Night or Red Messages**

Are so called because they are sent at reduced rates, and delivery does not occur on them until the morning following from date. The word "Red" is used to announce a night message on the wire, as operators are required to copy them on blanks printed in red ink. ALWAYS begin your night messages with word RED, and also send word NIGHT after check. Night messages are to be *sent* as far as possible on day of date. An office which is not kept open will, before closing, transmit its "night" messages to their destination or nearest relay office. If any night messages are left over until morning, they will be transmitted before new business is taken up.

## NIGHT MESSAGE.

---

[*hr Red No*]      66 De NB MH      3 Paid Night [*?* Nite]

*Carson Bros*

*Detroit, Mich Feb 22nd—19*

*Winterset, Illinois.*

*Goods shipped today*

*Cole & Sons Ltd*

*310 p. m.*



## LESSON III.

**Forwarding Messages.**

When a message which is to be forwarded is a "received collect" message the forwarding office will check it so that the tariff from that office to its destination shall appear in the check as "this" line tolls, and the tariff from the originating office to the forwarding office as "other" line tolls.

REMARKS.— Suppose the tariff from Buffalo to Boston to be 35 and 2, and from Boston to River Falls 25 and 2, and a ten-word message has been sent "*collect*" by Buffalo to Boston, which the latter office is to forward to River Falls. Boston should check the message [counting 4 extra words] 16 collect 35 and 35. The "35" [tariff from Boston to River Falls] represents the tolls for fifteen words on the forwarded message, and the other "35" [tariff from Buffalo to Boston] represents the tolls for ten words which should be mentioned first.

## The Three Stages in a Message When Forwarded.

[First Received Copy.]

FORM NO. 1.

### Commercial Telegraph Company,

This Company **Transmits** and **Delivers** messages only on conditions which have been assented to by the sender of the following message.

Errors can be guarded against only by repeating a message back to the sending station for comparison, and the Company will not hold itself liable for errors or delays in transmission or delivery of **Unrepeated Messages**.  
This is an **Unrepeated Message**, and is delivered by request of the sender under the conditions named above.

*745 Bu NJ MK 11 Collect*

*Buffalo N Y "Feb" 23rd "1902"*

*To J M Bradley*

*Transient,*

*Boston Mass.*

*Meet me at Chicago Monday morning nine o'clock Palmer House.*

*Herman Cook*

*7:10 p. m.*

Assuming that Mr. Bradley had left Boston before the message had been received, and had left orders to have it forwarded to River Falls, Boston would mark out certain lines in the message and add others, as per example:

FORM NO. 1.

## Commercial Telegraph Company,

This Company Transmits and Delivers messages only on conditions which have been assented to by the sender of the following message.

Errors can be guarded against only by repeating a message back to the sending station for comparison, and the Company will not hold itself liable for errors or delays in transmission or delivery of **Unrepeated Messages**.

This is an **Unrepeated Message**, and is delivered by request of the sender under the conditions named above.

---

---

*M*

10:10 pm

15

35 & 35 cts 4 ex wds

~~##5 BN NJ MK~~

~~##~~ Collect

Buffalo N. Y. 23 Via Boston Mass 23

To J. M. Bradley

Transient,

~~Boston Mass~~ River Falls, Mass.

Meet me at Chicago Monday morning nine oclock Palmer House.

Herman Cook

~~2-10 p-m~~

[River Falls' Received Copy.]

FORM NO. 1.

## Commercial Telegraph Company,

This Company **Transmits and Delivers** messages only on conditions which have been assented to by the sender of the following message.

Errors can be guarded against only by repeating a message back to the sending station for comparison, and the Company will not hold itself liable for errors or delays in transmission or delivery of **Unrepeated Messages**.

This is an **Unrepeated Message**, and is delivered by request of the sender under the conditions named above.

B NV. JH.

15 Collect 35 & 35 cts 4 ex wds.

Buffalo N. Y. 23 Via Boston, Mass "Feb" 23 "1902"

To J M Bradley

Transient

River Falls, Mass.

Meet me at Chicago Monday morning nine oclock Palmer House.

Herman Cook

"920 P. M."

## Extra Date and Other Line Message.

[Chicago's Received Copy.]

FORM NO. 1.

**Commercial Telegraph Company,**

This Company **Transmits** and **Delivers** messages only on conditions which have been assented to by the sender of the following message.

Errors can be guarded against only by repeating a message back to the sending station for comparison, and the Company will not hold itself liable for errors or delays in transmission or delivery of **Unrepeated Messages**. This is an **Unrepeated Message**, and is delivered by request of the sender under the conditions named above.

88 DS MK. PZ      9 Collect 25 & 25  
                          Tripoli, Iowa 11 Via Des Moines Iowa Feb 11th—1902

James Black,  
                          316 Wabash Ave,  
                          Chicago, Ills.

Wire best prices on dressed      chix and dux.

Eli Harding      723 p m.

NOTE. — Assuming that this message had been received from a line controlled by some other company, the Via is the transfer station, and there being no extra words after the check the receiving office knows they have no office at Tripoli, Iowa. However, if the receiving company also controlled a wire to Tripoli, there would be five extra words, as they count the city, the State, the month, and the date in such cases. In this case one company would be offering business to another at an improper place. At the originating office, the “*via Des Moines*” appears on the same line with the check and is sent until it is delivered to the Des Moines office.

### Query Message.

A message sent to some newspaper, giving synopsis of some event, stating amount of matter contained in the account and inquiring for the amount desired, should always be given quick [pink] service. Example message:

[*hr pink*] 55 F GG. JH. 16 Collect N. P. R.

[Night press rate.]

*Fort Dodge Iowa Feb 3rd—1902*

*To The Bee,*

*Omaha Nebr.*

*Jury finds Miss Adams guilty of murder in  
the first degree thousand words good story.*

*Clarkson*

*8:12 p. m.*

**Combination Message.***65 DS MK PZ**17 Paid**Des Moines, Iowa Feby 23rd—1902**Deere Mansur Co,**Moline, Ills.**By first freight B 8, one 6 P three 5 M and V 4  
six 2 Q.**Eagle Iron Works.**933 p. m.*

NOTE. — This is a difficult message to transmit and receive, as can be readily seen by the characters in the body or text. It should be handled slowly, accurately, with considerable judgment in spacing, breaking, and resending. Example: “It is t fig 8 after t ltr B,” and same with others.

**LESSON IV.****Cablegram.**

Announced “Cable,” because all cables go on special cable blanks, except at “Relay” offices, where they are copied on pink paper.

A cable is a message transmitted, or to be transmitted, by submarine line.

FORM NO. 1818.

[Cable Received Copy.]

# **CABLE MESSAGE.** **THE WESTERN UNION TELEGRAPH COMPANY.**

All Cable Messages received for transmission must be written on the Message Blanks provided by this Company for that purpose under and subject to the conditions printed thereon, and on the back hereof, which conditions have been agreed to by the sender of the following message. THOS. T. ECKERT, President and General Manager.

**TWO AMERICAN CABLES FROM NEW YORK TO GREAT BRITAIN.**  
**CONNECTS ALSO WITH FIVE ANGL-O-AMERICAN AND ONE DIRECT U. S. ATLANTIC CABLES.**  
**DIRECT CABLE COMMUNICATION WITH GERMANY AND FRANCE.**  
**CABLE CONNECTION WITH CUBA, WEST INDIES, MEXICO, AND CENTRAL AND SOUTH AMERICA.**  
**MESSAGES SENT TO, AND RECEIVED FROM, ALL PARTS OF THE WORLD.**

## **Offices in America:**

All Offices (21,000) of the Western Union Telegraph Company and its Connections.

## **Offices in Great Britain:**

**LONDON:**  
 No. 21, Royal Exchange, E. C.  
 No. 109 Fenchurch Street, E. C.  
**LIVERPOOL:** No. 8 Rumbold St.  
**GLASGOW:** No. 29 Gordon St. and No. 4 Waterloo St.  
**BRISTOL:** Backhall Chambers.


RECEIVED AT

Co. KN. MK.

LONDON 4

*Duplex Jew,**DES MOINES (Iowa).**Ship.**O. K. KN & MK 836 P. M.*[Sig] *Carson.*





Block signal tower. A charming location for a telegraph office.

All cable messages sent or received should be written on cable blanks, and must always be pre-paid, and in place of check only the number of words are mentioned. The maximum length of chargeable words is fixed at ten letters, which applies to the words in the address, destination, and signature. The number of such words appears immediately after the originating point, and no date is given in the cable proper, but a place in each form is left for the operator to fill out. Beginning [to] everything is counted except where the State is in parentheses (Iowa) it is NOT to be counted. If it is not in parentheses it is to be counted.

### **Message to More than One Address.**

When a message is addressed, for example, to A and B, for delivery to either, it will be transmitted as a single message. When a message is addressed to two parties, endeavoring to get one or the other, as per example, A or B, the word "or" and the second address will be counted in the check as extra words and charged for. When a message is addressed to several persons, for delivery to each of them, the manner of its transmission will be determined by the sending office.

*DS. MK. PZ. 11 Paid 3 ex wds.*

*Davenport, Iowa Feb 12th, 1902*

*James G Blair, or John Collins,*

*Laramie, Wyo.*

*Your son found dead on streets last night.*

*M. A. Dowey*

*Mayor.*

*8:30 a. m.*

**Series or Number Service Messages.**

[1] To Sioux City, Iowa.

22nd Sent 28 Rec'd 27 answer.

Cedar Rapids, Iowa Feb 23rd

[2] To Cedar Rapids, Iowa

No record of your number 28 Feby 22nd pls describe or give skeleton.

Sioux City Iowa 23rd.

**Giving a Skeleton.**

[3] To Sioux City, Iowa.

S. Y. S. ours 22nd number 28 to you Ck 10 pd—  
fm Cedar Rapids Ia to Journal, Sioux City sgd  
Jones. Recd by opr "X" 130 am. ans if OK

Cedar Rapids, Iowa 23

[4] To Cedar Rapids, Iowa

Your numbers 22nd O. K.

Sioux City Iowa 23rd

**Asking for Quick Answer.**

To Chicago, Ills.

Please get quick answer or reason why ours  
date Savage sgd Jones. Important answer.

Joliet, Ills Feby 23rd, 1902.

**LESSON V.****Commercial News Department.****Grain, Provision, and Stock Quotations Called  
C N D ' S.****Abbreviations.**

|        |       |              |           |
|--------|-------|--------------|-----------|
| W..... | Wheat | P.....       | Pork      |
| C..... | Corn  | L.....       | Lard      |
| O..... | Oats  | S. R. [or R] | Short Rib |

**Option Months.**

|        |          |                |   |
|--------|----------|----------------|---|
| F..... | January  | July.....      | N |
| G..... | February | August.....    | Q |
| H..... | March    | September..... | U |
| J..... | April    | October.....   | V |
| K..... | May      | November.....  | X |
| M..... | June     | December.....  | Z |

NOTE. — The grain and provision market opens up at 9:30 a. m. every morning on the Board of Trade, and quotations are sent out at various hours until 1:15 p.m., which is the close, except on Saturday, when the “Close” occurs at 12:k noon.

**“Opening” Grain C N D.**

[hr Cnd] No 1 CH. NG. MK. [ck] C. N. D.

[Fm] Chicago, Ills. Feb 23rd, 1902

[To] Sioux City, Iowa.

WN 73 1-4 @ 1-2 ; Q 74 1-2 ; Z 71 5-8 [.]

CN 45 3-8 @ 46 ; Q 44 ; Z 46 1-4 [.]

ON 19 1-2 ; Z 20 1-2.

[sig] 9:30 A. M. Opening.

9:35 A. M.

**Form of “Opening” Provision C N D.**

[hr Cnd] No 2 CH. NG. MK. [Ck] C N D.

[Fm] Chicago, Ills Feb 2nd — 1902

[To] Thornburg, Ills.

PN 12.50 ; U 11.50 [.]

LN 7.10 ; U 7.20 [.]

SRN 9.20 ; U 9.50 [.]

[Sig] 9:30 a. m. Opening.

9:36 a. m.

NOTE. — There are also similar quotations for the various fluctuations at 10:00 a. m. and 12:00 o'clock.

**Forms of Live Stock C N D.**

**NOTE.**—These quotations originate at the Union Stock Yards, and the first or “Opening” C. N. D. is probably more of an estimate than a proper C. N. D. In case the estimate is too large one way or another a second or “Correction” C. N. D. follows the opening which occurs at 7:10 a. m.

**Examples :**

[Hr Cnd] No 1 CH. NG. MK. [Ck] CND.

Union Stock Yards, Ills Feby 23rd — 1902

[To] Galesburg, Ills.

Hogs 23,000 prospects steady.

Cattle 17,000 prospects unchanged.

Sheep 13,000.

[Sig] 7:10 a. m. Opening.

7:15 a. m.

**Correction C N D.**

[Abbreviated “(ornn.)”]

[hr Cnd] No 2 CH. AW. MK.

U. S. Yards, Ills Feby 23rd — 1902

[To] Burlington, Iowa.

Corrn — Hogs 25,000. Cattle 17,000. Sheep, 13,000.

[Sig] 7:30 a. m.

“7:35 a. m.”

**The “8:40” A. M. C N D.**

[Hr Cnd] No 65 CH. HO. MK. [CK] CND.

[Fm] U. S. Yds, Ills. Feby 23rd — 1902.

[To] Galesburg, Iowa.

A 25,000 B 17176 C 4852 J 3112 K 26,000 averaging shade higher. M 525 @ 562 1-2. N 510 @

552 1-2. P 490 @ 551 1-2. X 490 @ 515. Cattle 17,000 including 2,500 rangers, slow generally 10 lower. Beeves 430 @ 590. Cows and Heifers 300 @ 475. Texas Steers 340 @ 415. Stockers and Feeders 300 @ 470. Western 360 @ 490. Sheep 13000 weak and 10 lower. Native sheep 275 @ 415. Western sheep 340 @ 405. Lambs 375 @ 590. Western Lambs 360 @ 475.

[Sig] 8:40 a. m.

“8:45 a. m.”

### Live Stock “Closing” C N D.

[Hr Cnd] No 79 CH AN MK. [Ck] C N D.

U. S. Yards, Ills Feby 23rd — 1902

[To] Cedar Rapids, Iowa.

Hogs closing steady M 525 @ 562 1-2. N 510 @ 557 1-2. P 490 @ 552 1-2. Cattle weak: Sheep steady: Lambs 10 lower.

[Sig] 10:10 a. m. Close.

10:15 a. m.

NOTE. — It is not necessary for the student to know the key to the live stock cipher. However, we will give him an inkling of what it refers to, which is sufficient. A, B, C, J, and K refers to exact receipts of the market for the day, export, sales, left over, and total receipts for day before. “M, N, P, and X” means Heavy, Light, Premium, and Mixed hogs. The newspaper telegraphic reports are somewhat different, as can be seen in following example:

FORM NO. 1512.

**COMMERCIAL TELEGRAPH COMPANY.****SPECIAL.**

| No.         | Sheet                          | Letter               |
|-------------|--------------------------------|----------------------|
| [hr Spl No] | 285 CH. X. Z. Collect D. P. R. | [Day Press<br>Rate.] |

[Dated] Chicago, Ills. Feby 23rd, 1902  
[To] News,

Des Moines, Iowa.

Cattle — Receipts 16,580 ; strong. Beeves 4.60 @ 6.15. Cows 2.75 @ 4.50. Texans 3.35 @ 4.25. Stockers 3.00 @ 4.75. [.]

Hogs — Receipts 31,000 ; average steady. Mixed 5.15 @ 5.60. Heavy 5.20 @ 5.55 1-2. Light 5.25 @ 5.65.

Sheep — Receipts 14,000 ; strong to shade higher. 3.40 @ 4.00. Lambs 4.25 @ 5.85.

[Sig] Richmond.

4:45 p. m.

Filed 4:35 p. m.

---

NOTE. — The punctuations are not sent throughout the "8:40" C. N. D. nor in the specials, but the receiving operator generally knows the form and inserts the decimal points and proper punctuations.

## LESSON VI.

**Government Telegraphic Signals.**

[Hr sigs]

|              |         |         |         |
|--------------|---------|---------|---------|
| [.] Omaha    | lub     | carbon  | ingret  |
| [.] Orleans  | denobe  | cascade | carloso |
| [.] Moines   | vinegar | debase  | denode  |
| [.] Chian    | demite  | destone | bedog   |
| [.] Bismarck | keynote | dobey   | barvine |
| [.] Duluth   | vanate  | dabble  | karine  |

[Sig.] "30"

NOTE. — In this message we have the term [sig] meaning Signals. They have no [ck], no [fm], [to] nor destination. They are made up in Chicago and other large cities and sent out to the different observers in the Government Agricultural Service, known as the Weather Report. Each [.] is a signal to drop a line and begin at the first column, which is an abbreviation for some city. The other code words indicate the temperature and various conditions of the weather, and directions and velocity of the wind.



**Form for Trotting Race in Four Heats.**

[Special.]

FORM NO. 1512.

**COMMERCIAL TELEGRAPH COMPANY.****SPECIAL.**

No.

Sheet

Letter

[hr spl No] 234 Z NB. MK. Collect D. P. R.  
 Dated Terre Haute, Ind June 28th-1902  
 To Tribune, Chicago, Ills.

[.] Today's races failed to develop  
 any sensational time, Arlington  
 making the best time of 2:06 14 in  
 the third heat of the 2:08 pace.

[MM-Paragraph]

In spite of the excellent card  
 offered, the attendance was very  
 small. The effort for first money  
 in the pace was between Arlington  
 and The Maid. In the third heat  
 [cx] THE MAID went out and dropped  
 to third place in the final heat of  
 the race.

[MM] Summary [ko]

2:08 Class, Pacing, Purse \$1,000

|             |         |          |         |     |
|-------------|---------|----------|---------|-----|
| Arlington   | B. H.   | (Morgan) | 2 1 1 1 | [.] |
| William Mc, | Blk. G. | (Green)  | 1 3 4 4 | [.] |
| The Maid,   | B. M.   | (Curtis) | 3 2 2 3 | [.] |
| Eyelet,     | G. M.   | (Thomas) | 6 5 3 2 | [.] |
| Flirt,      | B. M.   | (Jones)  | 4 4 dis | [.] |
| Raymond,    | B. M.   | (Carson) | 5 6 dis | [.] |

Time 2:08 1-4; 2:08; 2:06 1-4; 2:09 3-4

[Sig] Jennings. 3:45 p. m.

NOTE.—The [mm] meaning to begin a new paragraph; [ko] colon. After sending “Purse \$1,000,” the sending operator would say, “There’s three columns and four heats; begin at 1, 20, and 30 for first three and at 50 on typewriter scale for last four heats. Drop a new line after each period [.]”; thus making it easy work for the receiver. Similar column work is done in the same manner.

### A Special as it is Sent in Code.

Generally Used on all Press Wires at the Present Time.

[hr Spl No] 173 CH NE MK [ck] Coll N. P. R.

[Fm] Cincinnati, Ohio Feb 12th, 1902

[To] Sun,

New York City N. Y.

A dsx fi at 2 oc tsm nry rekd t sto oqd bi Cx Smith Bros on Sta Str. [mm]

T origin f fi is unkn. iw fs dqd bi Cx ofc Obrien dily bak f ofs q lr floor. T flas wr shootg k entrance q alley es t awng hr ws in flas. T fi dpm tru an er, ws cld to thr sto on Madison Str es wn t engs arvd t flas wr mkg gd hedwa d rear prt f bldg es smoke ws isug fm all prts f blg. Fo a ti it lukd as tho t entire block wd b dbf, bt a gen alm ws turned in es t blgs wr flooded w wat. T los to prpty cd nb estmd tsm.

[mm] T stk carried is vld at \$60,000 es t los wi nry rh tt fig. T ins amts to \$40,000 es is distributed amg hom cmps. [mm]

Gx atg t fi ws added to n a lit bi t stament tt  
fifty kegs o powder wr stod q top floor.

[Sig] Richards.

10:10 p. m.

Filed 6:45 p. m.

**The Above Special as Copied by Receiving  
Operator.**

173 CH NE MG Collect N.P.R.

Cincinnati, Ohio, Feby 12th-1902  
Sun,

New York City, N. Y.

A disastrous fire at two o'clock  
this morning nearly wrecked the  
store occupied by Smith Bros. on  
State Street.

The origin of the fire is unknown.  
It was first discovered by Officer  
O'Brien directly back of the office  
on the lower floor. The flames were  
shooting out of the entrance on the  
alley and the awning here was in  
flames. The fire department through  
an error was called to their store  
on Madison Street and when the  
engines arrived the flames were  
making good headway in the rear

part of the building, and smoke was issuing from all parts of the building. For a time it looked as though the entire block would be destroyed by fire, but a general alarm was turned in and the buildings were flooded with water. The loss to property could not be estimated this morning.

The stock carried is valued at \$60,000 and the loss will nearly reach that figure. The insurance amounts to \$40,000 and is distributed among home companies.

Great excitement attending the fire was added to not a little by the statement that fifty kegs of powder were stored on the top floor.

[Sig] Richards.

10:33 p.m.

Filed 6:45 p.m.

Every operator should study the Phillips Code. The above is merely used to show its great value not only for newspapers but also every branch of telegraphy. No operator can afford to be without a copy of Phillips Code, published by *The Telegraph Age*, 253 Broadway, New York, N. Y.

# Form for a "Box Score" Special.

54 DR. N. MR. Coll. N. P. R.

Cleveland, Ohio, May 23rd, 1902.

Free Press,

Detroit, Mich.

After losing eleven straight games Cleveland defeated Detroit today by a score of 9 to 7. A combination of errors, a passed ball, a base on balls, and four hits gave Cleveland four runs and the game in the fourth inning. Attendance, 3,255.

| <i>Cleveland</i>       | <i>R.</i> | <i>H.</i> | <i>P.</i> | <i>A.</i> | <i>E.</i> | <i>Detroit</i>          | <i>R.</i> | <i>H.</i> | <i>P.</i> | <i>A.</i> | <i>E.</i> |    |
|------------------------|-----------|-----------|-----------|-----------|-----------|-------------------------|-----------|-----------|-----------|-----------|-----------|----|
| <i>Pickering, rf.</i>  | 2         | 4         | 2         | 0         | 0.        | <i>Casey, 3b.....</i>   | 1         | 2         | 1         | 5         | 0.        |    |
| <i>McCarthy, lf.</i>   | 1         | 1         | 0         | 0         | 0.        | <i>Ogren, cf.....</i>   | 1         | 2         | 0         | 0         | 0.        |    |
| <i>Bradley, 3b....</i> | 0         | 0         | 2         | 1         | 0.        | <i>Gleason, 2b... 0</i> | 1         | 2         | 5         | 0.        |           |    |
| <i>Lachance, 1b.</i>   | 1         | 3         | 1         | 3         | 0         | <i>Holmes, lf.....</i>  | 1         | 2         | 1         | 0         | 0.        |    |
| <i>Beck, 2b.....</i>   | 1         | 2         | 2         | 3         | 1.        | <i>Dillon, 1b.....</i>  | 0         | 0         | 1         | 5         | 0         | 1. |
| <i>Shay, ss.....</i>   | 0         | 0         | 4         | 4         | 0.        | <i>Elberfield, ss.</i>  | 1         | 2         | 1         | 2         | 1.        |    |
| <i>Wood, c.....</i>    | 2         | 2         | 2         | 4         | 0.        | <i>Nance, rf.....</i>   | 1         | 1         | 2         | 1         | 0.        |    |
| <i>Genine, cf.....</i> | 0         | 1         | 2         | 0         | 0.        | <i>Miller, p.....</i>   | 1         | 1         | 0         | 0         | 0.        |    |
| <i>Scott, p. ....</i>  | 2         | 1         | 0         | 3         | 0.        | <i>McAllister, c.</i>   | 0         | 0         | 2         | 0         | 0.        |    |
|                        |           |           |           |           |           | <i>*Frisk.....</i>      | 1         | 1         | 0         | 0         | 0.        |    |

Totals 9 14 27 15 3

7 12 24 21 3

\*Batted for Miller.

|                |   |   |   |   |   |   |   |   |   |    |
|----------------|---|---|---|---|---|---|---|---|---|----|
| Cleveland..... | 1 | 0 | 0 | 5 | 0 | 1 | 2 | 0 | — | 9  |
| Detroit.....   | 1 | 0 | 0 | 1 | 2 | 2 | 0 | 0 | 1 | —7 |

Earned runs—Cleveland 5 ; Detroit 1. Two base hits — Lachance, Scott, Pickering, Elberfield. Bradley. Three base hits — Elberfield. Sacrifice hits — McCarthy, Shay, Genine, Dillon. First

*base on balls — off Scott, 1 ; Miller, 2. Struck out — by Scott, Miller. Wild pitches, Miller. Passed balls — McAllister. Time — 1:35. Umpire — Jack Sheridan.*

*[Sig] Jones.*

*Filed 7 p. m.*

NOTE. — The column work in this special would be handled the same as in the race special, except that in place of sending the cipher, the letter O or two dots would be substituted in running across the page, and a period would be made the same in this as in other work, when a new line was begun.

## LESSON VII.

### Receiving Department.

#### The Tariff Book.

To ascertain rates between stations a tariff book is used for the guidance of employes of the various companies. It contains a complete list of the telegraph offices of each company and its connections, together with the names of the places which may be reached by telephone or special delivery from the nearest telegraph office.

“Other Line” telegraph offices, *i. e.*, offices on lines owned or operated by other than the one on which an operator is employed are designated by single stars, thus :

\* Abbeville.

Stations, places, establishments or institutions to which messages are delivered from the nearest telegraph offices are designated by *two* stars, thus :

\* \* Avondale.

Places to which messages are delivered by telephone from the nearest telegraph office, are designated by three stars, thus:

\* \* \* Argo.

When the telegraph and P. O. [post office] names of a place are not the same, the post office name will be found immediately *after* the telegraph name, as:

Barclays, P. O. Miles.

Mail matter intended for the telegraph office at Barclays should be addressed to Miles, which is the post office address of Barclays.

### Rates.

In addition to a tariff book, each office should have a tariff sheet showing Square and State rates. The tariff sheet should be placed where it will be preserved, and where it can be easily referred to.

The different rates are known as:

Special Rates,  
Square Rates,  
State Rates.

Special rates are given by special instructions, and are to be used in accordance therewith.

Square rates come under the heading "SQ" [Square] and denote the squares in which offices are located.

State rates are given on the tariff sheet for all States from a given State.

Rates given in the tariff book and on the tariff sheet are for messages of ten words or less, exclusive

of date, address, and signature. Additional word rates are given with the ten-word rate.

To ascertain the rate to an office to which no special rate has been given, note first the number, if any, of the Square before the name of the office, and then refer to the sheet showing Square and State rates ; if there be a rate to the number noted, which is *lower* than the State rate to the State, Territory or Province in which the office is situated, then *that rate* will be the rate desired ; but if there be no rate to that number, or if the rate given be *higher* than the State rate, then the State rate will be the rate desired. Where a notation of instruction to *check* with some other office follows the name of an office, it should not be understood that such notation makes the rate the same as to the checking office. When that is intended the notation will be found to read, "Tariff same as and check," or "Tariff same as," etc.

With the name of each "Other" line or single star [\*] office, will be found the *other* line rate from at least one "*Check direct*," connecting office. To ascertain the rate to an "Other" line office, add the "other" line rate *from* the connecting office to your own line rate *to* the connecting office. Example :

\* Brilliant 25-2 [25-1 N. M.] Birmingham.

The day rate to Brilliant is the "other" line rate [twenty-five cents for ten words or less, and two cents for each word over ten] *from* Birmingham, added to the rate from your own office *to* Birmingham.



[NOTE.—The name of Birmingham's State is not given, for the reason that it is the same as that of Brilliant. Where the State in which any one or more of the connecting offices is situated is not the same as that of the office to which rate is given, it will be found printed with the name.]

Where two or more "other" line rates are given, two or more routes, for messages to the other line office, are thereby indicated. In such cases, the route by which a message may be *most promptly* forwarded to its destination should be chosen, and the rate computed *via* that route.

To telephone and double star [ \* \* ] stations, the rates will be found in the same way as are rates to "other" line offices. When a message is to be mailed to a station the sender should *not* be charged for postage.

### **Words to be Counted and Charged For.**

In a prepaid message the under-mentioned words will be counted and charged for, viz. :

All words in an extra date.

All extra words in an address.

[NOTE.—In the address of a message to one person, or to a firm, or to "*Mr. and Mrs. ———*" there are no extra words; but in the address of a message to *either* of two or more persons in the same place or town, as to "*John Smith, or James Brown, 80 Wall Street, New York,*" there are three extra words, viz. : "*Or James Brown,*" which will be included in the count and charged for.]

All words, figures, and letters in the body of a message.

All signatures, when there are more than one, except the last.

All words in excess of two, in a title after the last or the only signature.

[NOTE.—In a signature such as “*Mr. and Mrs. ———*,” or “*John Smith and family*,” or “*Henry Jackson, Vice-President*,” there are no extra words, but such as “*James Brown, First Vice-President and Secretary*,” there are two extra words, viz. : “*And Secretary*” which will be included in the count and charged for.]

All words after the signature which are not title words ; and, in the check, the words, “*Deliver and report charges*,” “*Delivery Charges Guaranteed*,” “*Report Delivery*,” and, “*Repeat Back*.”

In a collect message will apply, except that the word “*Collect*” in the check will be counted but not charged for.

When a message bears two or more addresses, *and delivery is to be made to each address*, it will be charged for as two or more messages, as the case may be. Example :


A message addressed to

“W. Brown, 197 Broadway, and

B. Wells, 60 Exchange Place, N. Y.,”

will be charged for as two messages. The additional address will not be considered as extra words.

In counting a message, dictionary words, initial letters, surnames of persons, names of cities, towns, States or territories, or names of the Canadian pro-



Block signals on the Pennsylvania R. R. Operator permitting "The Flyer" to pass.

inces, will be counted and charged for each as one word. The abbreviations for the names of cities, towns, villages, States, territories, and provinces will be counted and charged for the same as if written in full. Abbreviations of weights and measures in common use will be counted, each as a word.

In names of countries or counties all the words will be counted and charged for.

To prevent liability to error, numbers and amounts should be written in words, and when not so written, the receiving clerk can request that it be done. If the customer refuses to write the amount in words, the message will be accepted as written, and the figures counted as indicated in the following paragraph :

Figures, decimal points and bars of division, and letters will be counted — each separately — as one word.

In ordinal numbers the affixes St., D., nd, rd, and th, will each be counted as one word.

All pronounceable groups of letters, when such groups are not combinations of dictionary words, will be counted each group as one word. When such groups are made up of improper combinations of dictionary words, each dictionary word so used will be counted as one word.

REMARKS.—The following examples will illustrate the application to the above rules :

|           |   |   |   |   |         |
|-----------|---|---|---|---|---------|
| Van Dorne | . | . | . | . | 1 Word. |
| McGregor  | . | . | . | . | 1 “     |
| O’Conner  | . | . | . | . | 1 “     |
| DeWitt    | . | . | . | . | 1 “     |

|                                |   |       |
|--------------------------------|---|-------|
| Brown Jr . . . . .             | 2 | Word. |
| New York [or N. Y.] . . . .    | 1 | "     |
| New York State . . . . .       | 2 | "     |
| Nova Scotia [or N. S.] . . . . | 1 | "     |
| St. Louis . . . . .            | 1 | "     |
| East St. Louis . . . . .       | 1 | "     |
| North Carolina . . . . .       | 1 | "     |
| Queen Anne County . . . . .    | 3 | "     |
| New Mexico . . . . .           | 1 | "     |
| District of Columbia [or D.C.] | 1 | "     |
| North America . . . . .        | 2 | "     |
| 44.42. . . . .                 | 5 | "     |
| 42B618 . . . . .               | 6 | "     |
| 74 3-4 . . . . .               | 5 | "     |
| No. 185 22d St . . . . .       | 8 | "     |
| 10 000 000 . . . . .           | 8 | "     |
| Ten Millions . . . . .         | 2 | "     |
| 3d [or 3rd] . . . . .          | 2 | "     |
| 10th . . . . .                 | 3 | "     |
| Lbs . . . . .                  | 1 | "     |
| Cwt . . . . .                  | 1 | "     |
| Amaurecis . . . . .            | 1 | "     |
| Adbantia . . . . .             | 1 | "     |
| Chancin . . . . .              | 1 | "     |
| Interavis . . . . .            | 1 | "     |
| Byxtrm90 . . . . .             | 8 | "     |
| Xyf194sm . . . . .             | 8 | "     |
| All-right [or alright] . . . . | 2 | "     |

## EXCEPTIONS.

|                             |   |       |
|-----------------------------|---|-------|
| A. M. . . . .               | 1 | Word. |
| P. M. . . . .               | 1 | "     |
| F. O. B. [or fob] . . . . . | 1 | "     |

|                                  |           |   |       |
|----------------------------------|-----------|---|-------|
| C. O. D. [or cod]                | . . . . . | 1 | Word. |
| C.I.F. or C.F.I. [or cif or cfi] |           | 1 | “     |
| O. K.                            | . . . . . | 1 | “     |
| C. A. F. [or caf.]               | . . . . . | 1 | “     |
| Per cent                         | . . . . . | 1 | “     |

## LESSON VIII.

### Delivery Department.

#### Messages to be Copied.

Each message to be delivered will be copied and enclosed in the proper envelope, which will be carefully sealed and fully and plainly addressed.

#### Amount of Tolls to be Written on Envelopes.

When tolls are to be collected, the amount in words will be written in ink upon the envelope, and also upon the messenger's delivery sheet.

#### Sending Office's Instructions as to Delivery.

Instructions from the sending office in regard to the delivery of a message will be carefully observed. A request to “*report delivery*” will be answered by a collect message addressed to the sender of the original message, stating the time of the delivery, or, if not delivered, the reason why it was not delivered.

#### Messages Addressed to More than One Person.

When a message addressed, for example, to “*A or B*” is received, it will be delivered to either one or the other of the addresses.

**Messages Requiring Answers.**

When a message requires an answer, the word "answer" will be plainly written on the envelope, and the messenger will be instructed to make diligent efforts to obtain such answer. Should he fail to obtain it, he will report the reason to the delivery clerk. Messengers will, in all cases, be supplied with proper blanks on which answers can be written.

**Free Delivery Limits.**

Messages will be delivered free within a radius of one-half mile from the office in any town or city of less than 5,000 inhabitants, and within a radius of one mile from the office in any city or town of 5,000 or more inhabitants. Beyond these limits only the actual cost of the delivery service will be collected. The manager will, however, see that such cost is as reasonable as possible.

**Special Delivery.**

If the service of a special messenger be required, and the special delivery charges have not been provided for, the sending office will promptly be notified by telegraph of the cost of delivery, and that office will endeavor to collect the charges for delivery of the sender, who, if he pays or guarantees the delivery charges, will also pay for the message ordering the special delivery, or guarantee the collection of the tolls thereon. If the sending office be unable to collect, or if a reply from the sending office to the notice be not promptly received, a copy of the message will be mailed to the addressee, and

if another copy be afterward delivered, the word "Duplicate" will be plainly written across its face.

### **In Case of Failure to Collect Delivery Charges.**

When special delivery charges which have been guaranteed can not be collected by the office making the delivery, the sending office will be immediately notified by a service message of the failure to collect and of the amount of charges.

### **Messages not to be Delivered to Unauthorized Persons.**

A message must not be left with a janitor or porter of a building for delivery by him, nor be slipped under a door, nor left in a letter box, unless the addressee has filed with the manager a written request for such delivery; nor will a messenger allow an unauthorized person to know to whom a message is addressed.

### **Notice to Addressees of Undelivered Messages.**

When a message can not be delivered because the addressee's place of business or residence is closed, or because no authorized person can be found to receive the message, the messenger will leave a notice at the place of address to the effect that a message for the addressee is at the office of the company awaiting delivery. The undelivered message will then be returned to the office, with the reason of the non-delivery indorsed upon the envelope, and will be delivered as early thereafter as possible.



Form No. 66

**WESTERN UNION TELEGRAPH COMPANY.**

—INCORPORATED—

190

W. U. TELEGRAPH CO., ..... 190

*Mr.* .....

*There is a telegram for you (No. ....), at office  
 ..... There was no one at  
 your address to give a receipt at ..... o'clock and .....  
 minutes.*

*Another effort will be made to deliver the telegram  
 referred to. If you call in meantime, please bring this  
 notice with you. Very respectfully,*

*Messenger No.* .....*Message No.* .....*Address* .....*Notice left at No* .....*Street* .....*at .. o'clock and .. min., .. M*

MESSENGER No. ....

**Non-Delivery in Consequence of Wrong Address.**

When a message can not be delivered on account of a wrong or an inadequate address, or because the addressee is unknown, a record of the facts will be made upon the envelope of the undelivered message, and the sending office will be promptly notified by telegraph of the non-delivery. The service message giving such notice will contain the address of the message as received, and the reason of the failure of delivery. On receipt of the telegraph notice, above referred to, the sending office will compare addresses, and will correct by telegraph any error that may be found. If no error appears, notice will be given to the sender of the message, who, if he desires to change the address, must either send a new message, or pay for the service message necessary to change the address of the original.

Pending the correspondence as to better address, the receiving office will put a copy of the message, addressed as first received, in the post office.

**Messages Delivered "Subject to Correction."**

If a manager believes that a mistake has been made in the transmission of a message to his office, and the correction can not be quickly made, he will deliver the message with the words, "*Delivered subject to correction,*" indorsed thereon. He will then take steps to secure a correct copy, which will be indorsed, "*Corrected Copy,*" and will be promptly delivered. If no error be found a notice to that effect will be delivered.

**Message Offered During the Interruption of Lines.**

If a message be offered when communication is known to be interrupted, it will be accepted only if the sender chooses to leave it for transmission when communication is restored. Upon such a message write the words, "Subject to delay," and request the sender to affix thereto his signature or initials.

**No Promises as to Transportation or Delivery.**

Employees are particularly cautioned against making any promise to customers respecting the transmission or delivery of a message.

**Sender's Address to be Taken.**

The address of the sender of a message, unless it be well known, will be requested and recorded.

**Messages to be Prepaid.**

All messages will be prepaid, except free messages and those covered by rules following.

**Collect Messages.**

An answer to a prepaid message, or a message for which payment for transmission, or for special delivery, is guaranteed by a responsible party, may be accepted "*Collect.*"

**Guaranteed Deposits.**

When a deposit has been made to guarantee payment for transmission, or for special delivery, the deposit will be returned after three days, if no

notice of failure to collect the charges has been received. But if a notice of failure to collect be received, the amount due the company will be deducted from the deposit, and the remainder will be returned.

### **Profane or Obscene Messages.**

A message containing profane or obscene language will not be accepted for transmission over the wires of any company.

### **Railroad Messages.**

A message of an officer or agent of a railroad company with which a telegraph company has a contract, when on the business of such railroad company, may be sent free, without a "frank," between stations on such road ; but when such message is offered at or for a place beyond or off such road, it will not be sent free unless covered by a "frank."

### **Delivery of Messages Without Payment.**

If the addressee of a collect message refuses to pay for the same the message will nevertheless be tendered to him, and unless the message be an answer to a free or to a paid message, notice of the failure to collect will be at once given to the sending office by service message.

### **Delivery of Night Messages and Delivery of Night Messages When Called For.**

A night message will not, unless called for, be delivered until the morning of the next business day.

day after its date ; except upon payment of full day rates in case of a collect message, and the difference between the night and day rates in the case of a paid message. The additional amount collected will be accounted for as "Sundry Receipts."

### **Delivery of Insured Messages.**

When an insured message is received at an office from which it is to be delivered, it will be the duty of the manager, or of the person in charge, to satisfy himself that prompt and correct delivery is made.

### **Messengers' Books to be Examined.**

The manager or the delivery clerk will examine the delivery sheet or books of each messenger on his return from each service, and at the close of the day, to see that faithful delivery has been made, and that all proper notifications have been given.

## **LESSON IX.**

### **Accounts, Reports, and Remittances.**

#### **Classification of Offices.**

For the purpose of accounts and reports, offices are classified as follows :

"First Class," those whose messages number over one thousand per month.

"Second Class," those whose messages number over two hundred but not over **one** thousand per month.

"Third Class," those whose messages number less than two hundred per month.

**Classification not to be Changed.**

An office of one class will not change the method of keeping its accounts to the method of another class, without the consent of the superintendent.


**Record of Messages.**

A daily record of its messages will be kept by each office. For this purpose offices will use the forms designated for their respective class.

**All Messages to be Entered in Check Ledger.**

Offices of each class will, each day, enter on their ledger the paid and collect messages of the preceding day—including the “half-rate frank” messages, which must be entered as paid full rate. The messages will be entered so that the names of the office with which the business was done will appear in exactly the same order in which they are in the tariff book: *i. e.*, so that the names of the States [or the abbreviations thereof], and also the names of the offices *in each* State, will appear in alphabetical order. The amount entered in the last column [“This office checks for other lines”] will be made up of the amount paid to “Other lines,” the amount paid out for special delivery service, and that part of the tolls on forwarded messages designated as “other line” tolls in its check.

**Record of Free Messages.**

A separate record of free messages, not including service messages and local railroad messages [*i.* 

messages between two stations located on the same line], will be made by offices of each class in check ledger. This record will state the number of messages sent TO, and the number received FROM, each office, together with the total amount of "this" line tariff on the messages at full day rate, the tariff on sent messages being entered as credits, the tariff on received messages being entered as checks. No account of "Other" line tariff will be taken in this record of free messages.

In case of a message free for "this" line and paid for "other" lines, an entry in both the free and paid message records will be made. A copy of the message will be made for the paid message files, and the original will be placed with free messages.

### **Sunday's Messages.**

Sunday's messages are entered as a part of the previous Saturday's business, except when the first day of the month falls on Sunday, in which case Sunday's messages are entered as a part of the business of the following Monday.

### **Checks not to be Changed.**

A paid or collect message will be entered as originally checked and transmitted.

### **Uncollect, Guaranteed, "Half-Rate" and Free Messages.**

Before filing away the day's business the under-mentioned messages will be taken out and held to be sent in with the monthly reports:

Copies of messages "received collect" for which

payment has not been obtained, together with the telegraphic notices relating thereto.

The original messages "sent collect" which have been reported by delivery offices as uncollectible.

The original messages "sent paid" *by*, and copies of those "received collect" *for*, the holders of "half-rate franks," on which less than full tolls have been paid.

The original of all *sent* messages [except service and local railroad messages, *i. e.*, messages between two stations, both located on the same road] which have been transmitted free.

### **Filing Messages.**

All messages not required for other purposes will be filed in the order in which they appear on Check Ledger and properly labeled by days and months. Each month's messages will be retained for a period of six months, at the end of which time, unless otherwise ordered, they will be sent to the superintendent with monthly reports.

### **Monthly Report.**

Immediately after the close of the month, offices not otherwise instructed by the superintendent will make out and return reports on Account Current Sheet, Check Report Sheet, Free Message Report, and Cable Message Report.

If no free business has been done, the report on Free Message Sheet will be omitted, and the words "No free business" will be indorsed on it under the manager's signature. If no cable business has been done, the same refers to that sheet.



The above named reports with their inclosures will be sent to the superintendent by the offices of the third class within three days after the close of the month, by the offices of the second class within five days, and by offices of the first class within seven days.

### **Paid Other Lines.**

The amounts entered in the column headed "Paid Other Lines" on Account Current will be made up of the amount paid to "other" lines, the amount paid for "Special Delivery," and the "other" line tolls on forwarded messages. The total of the amount in this column will be entered under "Schedule of Ordinary Disbursements" opposite the item, "Paid Other Lines."

### **Received for Guaranteed Messages.**

Under "Sundry Receipts" on "Account Current Sheet," opposite the item received for "Guaranteed Messages," will be entered the amount received for the payment of messages which other offices have reported "uncollectible." The original of such messages will be sent in with the reports; and upon those for which no tolls have been collected will be indorsed the reason why no collection has been made.

### **Refund and Uncollectible.**

The amount opposite the item, "Refund and Uncollectible," on Account Current Sheet, will be made up of the amount refunded for errors, etc.,

the total amount of refunds on "half-rate franks" messages, and the amount of tolls on uncollectible messages received from other offices.

### **Check Reports.**

A check report is required from every office.

The names of Commercial telegraph offices to which messages have been sent, or from which messages have been received during the month, will be entered on this report in the order indicated by the note in the heading of the form, and opposite the names will be entered the amounts as indicated by the headings on the form. The totals of the columns under the heading, "This Office Receives," must agree with the totals of the "Account Current" under the heading, "Telegraph Receipts," and the total of the column headed, "For Other Lines," under "This Office Checks," must agree with the total of the "Paid Other Lines" column and with the item, "Paid Other Lines," under the heading, "Schedule of Ordinary Disbursements."

### **Free Message Report.**

The free message report will be made a check report of free messages and a statement of messages which have been sent free for any railroad, transportation, express or other company or for any individual, showing the number of messages sent for each company or individual, and the amount of tariff at full day rates therefor as if paid for. The original messages will show the place of origin, be checked with the number of words, the *amor*

*of tariff at full day rates* [which rates should be plainly marked in the upper left-hand corner] and the reason *why free*, and will be sent with the report to the superintendent.

### **Vouchers.**

A voucher will be rendered for every expenditure.

Each voucher will be written and signed in ink, made out in such manner as to clearly and fully explain itself, and numbered so as to correspond with the entry on the "Account Current."

The amount of the expenditure will be written on the receipt in words.

No voucher bearing erasures or alterations of figures or amounts will be accepted.

Each voucher will be signed by the person to whom payment is made.

If a voucher be signed by any other than the person to whom payment is due, it will be accompanied by a written order from such person giving authority for the payment and signature.

Signature by "His Mark," will be witnessed by some person other than the one making payment.

### **Service Vouchers.**

A service voucher will state the full name of the person paid, the kind of service, and where rendered, the dates between which the service was performed, and the rate per day, week, or month. When the payment is for a part of a month, the number of days as well as the dates will be given, and the time will be compiled according to the number of week-days in the month.

**Error Sheet.**

Each manager will give prompt attention to error sheets, and will answer inquiries respecting them with full and clear explanations.

**Balance Due Company.**

Every office balance due the company will be remitted to the treasurer at the close of each month, unless otherwise specially ordered by him.

**Remittances.**

A remittance will be made to the treasurer either through the mail in the form of a draft, or when bank drafts can not be obtained at less expense, by the express company's money order.


If neither bank draft nor money order can be obtained, post office money orders should be forwarded.

If neither draft, express money order nor post office money order can be obtained, then currency should be sent by express.

If neither of the above means is available, then, as a last resort, the remittance shall be forwarded by registered letter.

**Privacy of Messages and Records.**

Messages, books, press reports, and other papers of the company will be guarded with the greatest care and held in strictest privacy. Employees are expressly forbidden to disclose any information in regard to the contents of a message, or the name of the sender or addressee thereof.



U. P. terminal station at Omaha, Neb. One of the most important positions for a telegraph operator.

**Forms to be Used Only for Designated Purposes.**

The printed forms of a company will be used only for the purpose for which they are designed. Under no circumstances will the forms for received messages or message envelopes be given to the public, except in the usual delivery of messages.

**Applications for Copies of Messages.**

When the sender or the addressee of a message applies for a copy of such message, he may, if known or properly identified, be allowed to see the message and make a copy thereof; but under no circumstances will a received message form or a message envelope be furnished him.

Employes will not certify to the correctness of any message or copy thereof nor furnish a copy, except as per following rule, nor will they show any message to any person other than the sender or addressee thereof, except by authority of an executive officer of the company.

**Correction of Errors.**

If, after the delivery of a message, the addressee claims that a mistake has been made by the company, and the error be not apparent to the manager, the manager may, by service message to the sending office, [*which message must be paid for,*] ask for a duplicate, and if an error be thereby disclosed, a copy endorsed, "*Corrected Copy,*" will be delivered, and the tolls paid for the service message be refunded. If no error be disclosed, a notice to that effect will be delivered.

### **Refunds.**

Whenever satisfactory evidence is furnished to the manager that a message has failed to accomplish its object by reason of imperfect service on the part of the company, he may refund to the sender the tolls paid for the message. The receipt given for the refund tolls, together with the message and an explanatory memorandum, will be sent in with the report on "Account Current."

### **Transmission of Repeated Messages.**

NOTE. — Special care must be observed in sending a message requiring *repetition*, which should, of course, be from point of origin to destination.

At the office of origin, and at each repeating office, the operator will, upon receiving a repeated message, *immediately* repeat it back to the operator sending it to him, before anything further is done with it, and if the repetition be found to be correct, he will write on the message "Rpd" O. K. with his sign.

### **Transmission of Insured Messages.**

An insured message will be preceded in the transmission by the word "Insured," and will be repeated back from office to office. Each operator receiving such a message to be forwarded over another circuit will PERSONALLY deliver it to the other operator about to send it.

### **When Messages can not be Promptly Transmitted.**

When for any reason an operator can not raise another office, or when (wires are impracticable)

during stormy weather, an operator must note the cause of delay upon the back of the message. When delayed owing to inability to raise another office, mark the time on the back of the message as you call him every few minutes.

### **Contention for Circuit.**


Contention for circuit is positively prohibited, and, as a general rule, operators that fall into this habit last but a short time with any company.

### **Ground Wire**

At intermediate offices, will be used in event of an interruption of the circuit, first to notify chief or testing operator, and second, to move old business. Always try both sides when testing with ground wire, and if you do not get a circuit either way, look around your own office for trouble, as it is a case generally of a broken wire or a loose screw somewhere.

### **Cut out your Instruments at Night.**

Before closing an office temporarily, or for the night, cut your instruments out, and see that the circuit through the board is complete.







# AVERAGE SLIP

Hours \_\_\_\_\_ "H. P." \_\_\_\_\_ 1

| Name _____            |                     | Wire Signal _____     |        |                  |               |
|-----------------------|---------------------|-----------------------|--------|------------------|---------------|
| TIME.                 | NO. OF<br>MESSAGES. | NO. WORDS<br>SPECIAL. | TOTAL. | WIRES<br>WORKED. | WIRE TROUBLE. |
| 7 a. m. to 8 a. m.    |                     |                       |        |                  |               |
| 8 a. m. to 9 a. m.    |                     |                       |        |                  |               |
| 9 a. m. to 10 a. m.   |                     |                       |        |                  |               |
| 10 a. m. to 11 a. m.  |                     |                       |        |                  |               |
| 11 a. m. to 12 m.     |                     |                       |        |                  |               |
| 12 m. to 1 p. m.      |                     |                       |        |                  |               |
| 1 p. m. to 2 p. m.    |                     |                       |        |                  |               |
| 2 p. m. to 3 p. m.    |                     |                       |        |                  |               |
| 3 p. m. to 4 p. m.    |                     |                       |        |                  |               |
| 4 p. m. to 5:30 p. m. |                     |                       |        |                  |               |
| 5:30 p. m. to 7 p. m. |                     |                       |        |                  |               |
| 7 p. m. to 8 p. m.    |                     |                       |        |                  |               |
| 8 p. m. to 9 p. m.    |                     |                       |        |                  |               |

Specials and Press reduce to messages allowing 30 words to a message.

**Commercial Vocations.**

|                            |                          |
|----------------------------|--------------------------|
| President.                 | Relief Manager.          |
| Vice-President.            | Day Chief Operator.      |
| Director.                  | Night Chief Operator.    |
| General Superintendent.    | Bookkeeper.              |
| District Superintendent.   | Traffic Chief.           |
| Assistant Superintendent.  | Collector.               |
| Supt. of District Service. | Number Clerk.            |
| Supt.'s Chief Clerk.       | Check Clerk.             |
| Supt. of Construction.     | Service Clerk.           |
| Manager of Time Service.   | Receiving Counter Clerk. |
| Solicitor of Time Service. | Delivery Clerk.          |
| Auditor.                   | Copier.                  |
| Tax Agent.                 | Chief Messenger.         |
| Traveling Auditor.         | Lineman.                 |
| Chief Electrician.         | Batteryman.              |
| Manager.                   |                          |



The two parallel strips of brass, running vertically on the frame of the wooden board, have no connection with the discs (Fig. 25), which are connected to an independent copper strip running horizontally across the *back* of the board, except

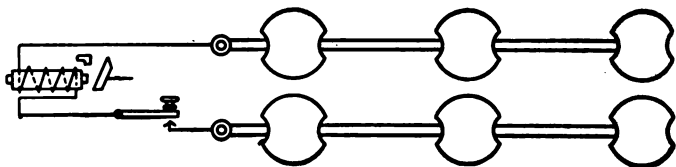


Fig. 25.

when a metallic plug is inserted between a strip and one of the discs which connect with one wire of the instrument. As the instrument set requires two wires, a return must naturally follow. This is connected to another row of discs on a line lower, as per Fig. 25.

### Cut In.

To "cut in" is to cause the current to flow to the key and through the coils of the relay. Having removed the plugs from the cut-out, inserting a metallic plug between one of the perpendicular brass strips, representing one end of the main line, compels the current to travel through the plug to the disc, on to the instrument, and out through another connection, similarly made, to the other strip, representing the outgoing part of the wire. If the two plugs between the strips were cut in on the same disc no current would flow through your instrument. That would simply cut the wire through, as it would only strike one of the wires to

your instrument, and would have a short circuit through the board.

To cut in an instrument one peg must be above another and on the opposite side, but between the same perpendicular strips, except where odd strips are supposed to be patched during wire trouble.

Great care should be taken that no two plugs are on the same line, horizontally or vertically.

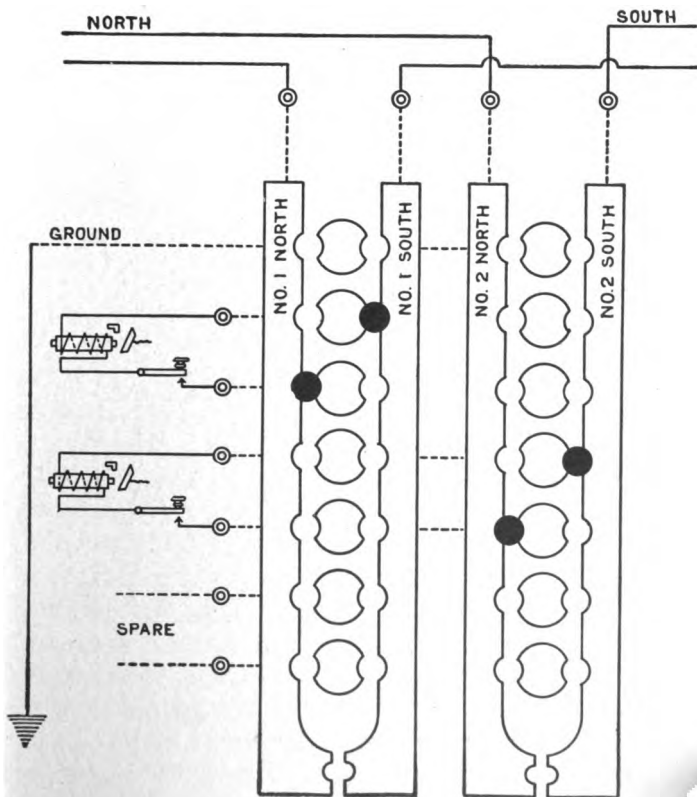
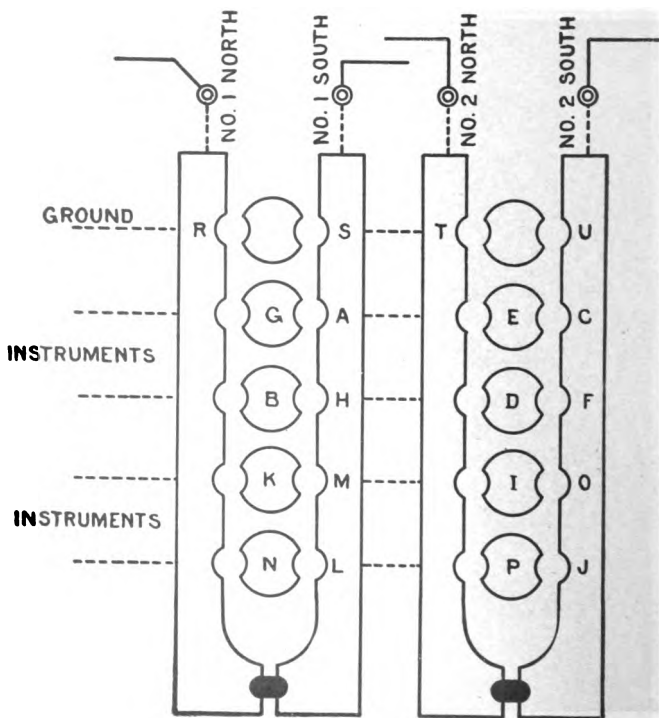


Fig. 26.

The very first row of discs (which are sometimes covered with a metal strip, known as the lightning arrester) is connected to the ground wire, and an insertion of a metallic plug on either side connects that side to the ground, instead of allowing it to flow out to the main line through the binding-post above it.

### Cut Out.



**CUT OUTS**

Fig. 27.

Where a number of wires simply go through your board and do not connect to instruments, that is, are not cut in, the metallic connection is made at the lower extremities of the vertical strips where an independent disc, not having a copper strip running across the board, connects the two parallel vertical strips upon the insertion of metallic plugs between the two. Many boards have strips bent toward each other at the ends or extremities, and these require but one metallic plug, the disc not being used. This part of the board is termed the "cut-out" and is used upon closing an office and for *through* wires. To "cut out" means to connect the wire through your board so the current will not traverse the instrument circuit or touch other points. The current simply travels through the two strips by means of the metallic connections at the bottom and through the binding-posts at the entrance, to and from the main wire.

### Grounding.

To "ground" (sometimes abbreviated Gnd. or Gn.) means to insert a plug on either side, according to the directions specified upon the request, on the line of discs running to the ground wire.

To "cut in" means to insert plugs in the discs connecting the two vertical strips connecting the main line, causing the current to pass through your key and coils of the relay.

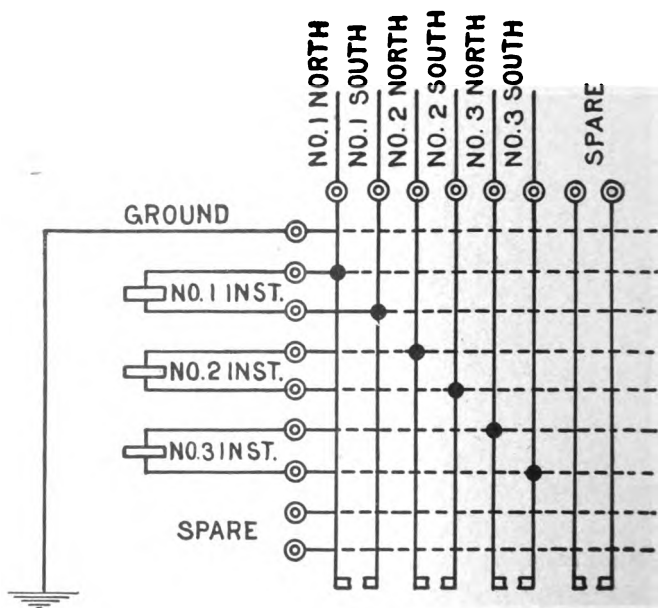
To "cut out" means to insert metallic plug or plugs at the extremities of your board, and removing the plugs connecting your instruments.



## Patching.

“Patching” is making cross-connections of the wires in your board. When the chief operator calls an office to make a cross-connection he usually uses the term “Put.” Should he desire No. 1 south connected to No. 2 north instead of No. 1 north, he would say: “Put No. 1 s. to 2 n., say wn.”

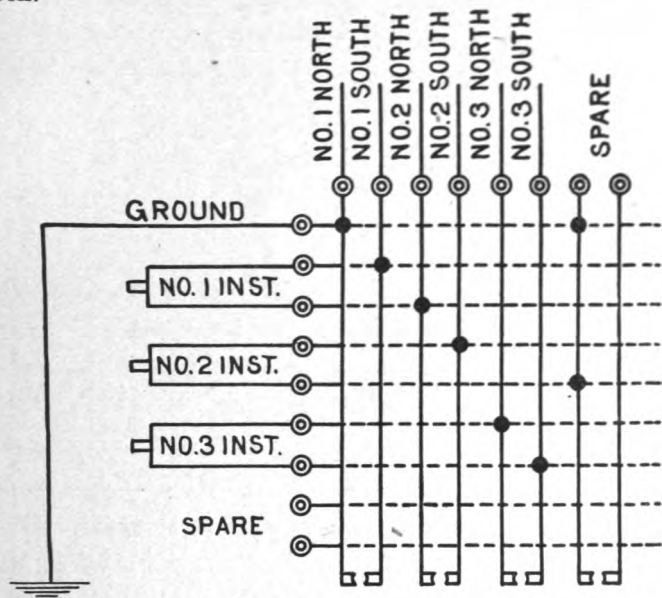
Upon receiving such instruction (see Fig. 27) you would immediately cut out, then insert a plug



NO. 1 INSTRUMENT ON NO. 1 WIRE  
 NO. 2 INSTRUMENT ON NO. 2 WIRE  
 NO. 3 INSTRUMENT ON NO. 3 WIRE

Fig. 28.

at "A" and another at "E," or one at "H," with another at "D." This would cross connect the two wires but not connect your instrument set, as the current flows from between the discs from the different strips on the short circuit. There is no return from the instrument circuit, that route being open.



NO.1 INSTRUMENT CUT-IN ON PATCH OF NO.1 SOUTH TO NO.2 NORTH

NO.1 NORTH GROUNDED NORTH

NO.2 SOUTH CUT-IN ON NO.2 INSTRUMENT AND GROUNDED NORTH

NO.3 INSTRUMENT ON NO.3 WIRE

Fig. 29.

To cross connect and cut in also, insert a plug at "A" and another at "D," which makes the current travel through the instruments and at the same time cross connects the wires mentioned, No. 1 south and No. 2 north.

## APPENDIX B.

Appendix B is a review of the lessons found in Part VIII, and is intended as a help for the student in mastering the technical parts of the most difficult forms of the various messages referred to throughout the different lessons on advanced commercial telegraphy.

### **Helps in Advanced Commercial Business.**

*Review : Lesson I, page 179.*

1. Study the various forms and notes carefully.
2. Send the message found on page 179 exactly the same as given in the form, omitting the brackets, and the time which is in quotations.
3. Read the note carefully for a message requiring *special delivery*.
4. Send the form for a special delivery message on page 181.
5. Study the note on *extra words* until you understand it.
6. To appreciate the service messages on page 182, imagine you are at Morris, Illinois, and a message on hand remains undelivered owing to party living in country beyond the free delivery limits. You send a service to Cincinnati asking for a guarantee. If the sender deposited an amount sufficient to cover the charges, Cincinnati would wire you as per the second message. If the sender refused to make a deposit the only thing to be done is found in the next service message.

7. A government message is so designated after the check to enable the receiving operator to count from *To*. This particular message comes under the Weather Bureau service. Other government messages are filed by the Postal, Naval, Military, and other government officials respecting their own departments. The rates on these messages are much less than on ordinary business.

8. Study the various forms of deadhead or free messages and follow carefully the instructions at the foot of page 183.

9. The grain message on page 184 is one of the very important messages in the operator's everyday work. To buy ten May wheat, is to buy ten thousand bushels of wheat under the option of the month of May.

10. While the service message under the heading *Where No Such Number* has followed the grain message, it does not refer only to grain messages. In every case where the number in the address is incorrect and the party is unknown or cannot be found, a service message similar to this is always sent by the operator at the message's destination.

*Review: Lesson II, page 184.*

1. The first two service messages in this lesson follow according to the conditions similar to the service in the last part of Lesson I.

2. A *through* message is most common in the larger commercial offices, or junctions of branches on the railroads. It is so called to announce to the receiving operator the blank required. City mes-

sages are copied on manila paper and through messages on soft paper.

3. Surely nothing is more complicated than timing messages. The average beginner gets in a tangle here that takes months to straighten out. In our previous lessons we speak of the OK to a message. These letters are not placed on a message when it has been transmitted. In this form *timed* is the record made when the message is being sent (RN 517 PM MK DW), in the lower left hand corner of the form found on page 185 to Cline Bros., Harlan, Idaho.

In this case RN is the office to which Indianapolis is sending the message; 517 PM is the time of transmission; MK is the sending operator's personal sign, and DW is the sign of the receiving operator, which is transmitted by the receiver preceded by OK upon receiving the message, and is written after his own sign on the message blank by the sending operator. This gives to the sending office a complete record of the office to which the message was sent, the time of transmission, the sending operator's sign, and the sign of the operator receiving same and acknowledging receipt by OK and his sign. This shows, then, why the offices are given certain calls and the operators certain letters for personal signs.

4. The service found on page 186, delay series, is sent by all relay offices where through messages are handled and remain over night.

5. Following the delay series, page 186, and referring to the message found on page 185, is an

uncollect service. This means that the tolls for the message must be collected from the sender by the first office accepting the message for transmission, that is, the originating point, and in no manner affects the relay office. Whenever a message is sent collect the operator accepts the same subject to a guarantee of the amount of toll from the sender, or assumes the same himself.

Any message received from another office collect, if uncollectable is referred back as per the example service.

Any recipient has the right to first read any message and even keep it and refuse to pay the charges. In such a case the operator refers the message to the originating point using his impression copy for reference.

6. A request for a report of delivery is perfectly correct and admissible when paid for by the sender, and should be placed in the check of the message. In the form on page 187 the words in the body number less than ten, and as all messages are charged for at the rate of ten words, in this case the two extra words would not cost anything in addition to the toll for ten words. If the body of the message contained ten or more words the two extra words *report delivery* would be counted and charged as two additional words in the body.

7. The service message on page 188 is often sent after the sender has waited an unusual length of time for an answer to an important message.

8. The form at the bottom of page 188 is an

excellent example of the average code message, which the note fully explains.

9. Where an error is made it usually results in a call for a duplicate transmission. This is best accomplished as given in the notes following on page 189, and at the top of page 190.

10. The Red or night message is sent following day business. Announce *red* the same as black messages are announced *black* when following reds. Read the notes carefully and send the copy on page 191.

### Messages, Cablegrams, and Reports.

*Review: Lessons III to IX, inclusive.*

1. Study the forms on pages 193, 194, and 195 after you have read the note remarks on page 192. Then review the matter on page 192.

2. The technical messages found on pages 196 to 202 are fully explained with notes, and should be carefully studied as regards construction.

3. The grain, provision, and stock quotations, called C N D's, are copies from originals and are in regulation form. A few hours of study is all that is necessary to specialize on this class of work when needed.

4. The advanced forms beginning on page 207 and ending on page 213 should be read over carefully and practiced in your sending.

5. Lessons VII, VIII, and IX are taken from the standard rules, and in a great measure refer simply to the forms and manner of handling the messages with which you are already acquainted.



**Upon Receiving a Message From the Wire.**

1. Get a perfect copy from the sending operator.
2. Challenge any questionable point.
3. Watch your checks; the word "Collect" is counted, but not charged for.
4. TIME all messages received, immediately after writing the signature.
5. Get the date down in full; that is, the month, day of month, and year.
6. Read your messages carefully.
7. If message is correct, O. K. it, with your "sine."
8. Take an impression copy of the message immediately.
9. File the copy with your "Sent" business.
10. Always address the envelope from the message before folding.
11. Write the number, beginning with No. 1, daily; if paid, write the word "Paid"; if collect, give the amount of charges to be collected.

**EXAMPLE:**

*No. 1.*

*J. B. Smith,  
222 So. 4th St.,  
City.*

*Charges, 25 cts.*

12. Place message in envelope; fold crosswise, then lengthwise.
13. Write number of message on your "Delivery" sheet, time started, paid, or amount to collect.

14. Have your "Delivery" sheet signed and timed.

15. Leave "Notice" if not at home or at the address given.

16. Notify the originating point with a service message if you can not find, if payment refused, or if party will be away more than three hours, if he has left town, or if can not deliver from your office.

17. Night messages should be delivered immediately upon opening office following date of said night message.

### **Upon Receipt of Message From a Customer, Called "Sending" Business.**

1. When a message is offered by a customer, read it carefully. Ask about any doubtful words.

2. Ask about address, if none given, of party to whom message is sent, then get the sender's address.

3. Count carefully, then check the message.

#### **EXAMPLES :**

10. *Paid.*

11. *Collect.*

10. *Paid Night.*

11. *Collect Night.*

4. "Receiver's No." refers to the private sign or check-mark of the party taking message from the customer, and has nothing whatever to do with the receiving operator's sign at the other end. It may not necessarily be the operator's "sine" taking message in, as others in station handling

messages note their mark, to enable that office to keep a record of the cash received on same.

5. "Time filed" is the record of the time you accept a message from the sender (customer), and has nothing whatever to do with the time a message is sent. It shows the delay between time message is accepted and time sent, which appears elsewhere.

6. After you have marked the proper sign under "Receiver's No.," the time under "Time filed," count the body words carefully, and extra words, if any, and check (CK) your message.

7. Example of message :

*New York Feb 9th-05*

*Mr Bartlett Smith,  
Chicago, Illinois.*

*No 1625 goes forward Adams express.*

*Clara.*

8. In the above you would read the message carefully, and improve any difficult word likely to be misread. You would then ask the sender: "Is Mr. Bartlett Smith known in Chicago?" The answer: "No, you will find him at the Palmer House." Write this in the address, immediately after his name. Then ask sender Clara her address. If she refuses to give her name in full, or address, explain to her that you simply ask for it to know where to deliver the answer, or to notify her of non-delivery, in case they should not find Mr. Bartlett Smith at

the Palmer House. If she lived at 1023 South 96th Street, and her last name was Smith, you would write in one corner of the message :

*Clara Smith, 1023 So. 96th St.*

9. Hang your message on the "Sending hook."

10. Keep a record on the back of the message of each call.

**EXAMPLE :**

*Called CH 10.30 a. m.*

*CH 10.35 a. m.*

11. Upon raising the office you are calling, proceed to send your message, observing in sending :

Your office call (and number if you use numbers); your own sign; the check; the word "Night" in night messages; the "From"; the "To"; the comma after each address; the period after the destination; the body, and the signature.

12. "TIME" your message with your left hand, observing the following rule :

The call of the office you are sending to; the time of sending the message; your sign and receiving operator's sign upon his O. K.

**EXAMPLE :**

*CH 10.55 a. m.-MK-BN.*

13. After sending message, file it with your "Sent" business.

14. Whenever the sender has an account with your office, write the word "Charged" in the check, immediately after the word "Paid."

15. If the message is a Deadhead (DH), the reason why DH.

16. In sending a service, announce it SVC or OFS, and send the word SVC or OFS in place of CK.

17. In sending Collect messages that are answers to messages, write "Collect an ans."

18. If the message goes via another line, write "Via" in check.

EXAMPLE:

*10 Paid via Fort Wayne.*

### **"Breaks" in Sending Messages.**

1. If you number with an office, always watch your numbers.

2. A break from the receiver with the letters "UN" means *your number*; "UNO," *your number is off*.

3. When you first start out, anticipate waiting a minute. 1 means one minute; "MIN" means minute; "BLNKS" means he has to get blanks.

4. Always begin at the first again upon the signal "I I CH" or "GA," no matter if you have sent to the sign "CK" or even to the signal "FM." Always begin at No., and be careful with your checks. The break "WR" signifies he did not get your office call; "WO," your personal "sine." After sending message, be prepared for abbreviated conversation, and write it down.

5. One or two figures, preceding the letter "W," signifies your check is over or short a number of words.

# INDEX.

---

|                                             | <b>PAGE</b> |
|---------------------------------------------|-------------|
| Abbreviations .....                         | 202         |
| Abbreviations, common railroad .....        | 107         |
| Abbreviations, railroad, used on wire ..... | 104         |
| Accounts, reports, and remittances .....    | 228         |
| Alphabet .....                              | 34          |
| Asking about delivery, form .....           | 188         |
| Asking duplicate for a certain word .....   | 189         |
| Asking for quick answer .....               | 202         |
| Balance due company .....                   | 235         |
| Beginners, instruction for .....            | 11          |
| Block examination .....                     | 150         |
| Block signaling .....                       | 139         |
| Block signals, telegraph .....              | 138         |
| Blockwire work .....                        | 146         |
| "Box score" special .....                   | 212         |
| Breaking .....                              | 65          |
| Cablegram .....                             | 198         |
| Cable message .....                         | 199         |
| Car reports .....                           | 173         |
| Cars .....                                  | 90          |
| Caution card .....                          | 143         |
| Check .....                                 | 57          |
| Check reports .....                         | 233         |
| Checks not to be changed .....              | 230         |
| Cipher and code message .....               | 188         |
| Circuits .....                              | 22          |
| Classification not to be changed .....      | 229         |
| Classification of offices .....             | 228         |
| C N D abbreviations .....                   | 202         |
| C N D correction .....                      | 204         |
| C N D, forms of live stock .....            | 204         |
| C N D, live stock "closing" .....           | 205         |

|                                            | PAGE |
|--------------------------------------------|------|
| C N D "opening" grain.....                 | 203  |
| C N D option months .....                  | 203  |
| C N D'S. quotations called.....            | 202  |
| C N D. the "8:40" A. M.....                | 204  |
| Code and cipher message.....               | 188  |
| Collect messages .....                     | 226  |
| Combination message.....                   | 198  |
| Commercial abbreviations.....              | 66   |
| Commercial business .....                  | 55   |
| Commercial news department.....            | 202  |
| Commercial work, advanced.....             | 179  |
| Conductors and insulation.....             | 16   |
| Contention for circuit.....                | 239  |
| Copy, how to.....                          | 66   |
| Correction C N D.....                      | 204  |
| Correction of errors.....                  | 237  |
| Correcting the word.....                   | 190  |
| Cross-over permit.....                     | 145  |
| Danger signals.....                        | 112  |
| Dash letters .....                         | 39   |
| Day operator to be called.....             | 76   |
| Deadhead message .....                     | 183  |
| Definitions .....                          | 87   |
| Delayed series message.....                | 186  |
| Delivery charges, failure to collect.....  | 223  |
| Delivery charges guaranteed.....           | 182  |
| Delivery charges, when not guaranteed..... | 182  |
| Delivery department .....                  | 221  |
| Delivery, instructions as to.....          | 221  |
| Delivery, no promise as to.....            | 226  |
| Delivery, other forms asking about.....    | 188  |
| Deposits guaranteed.....                   | 226  |
| "Detail" or destination report.....        | 173  |
| "Detail" train report.....                 | 170  |
| Dollar mark.....                           | 40   |
| Dot letters .....                          | 39   |
| Dots and dash combination.....             | 39   |
| Duplicate for a certain word, asking.....  | 189  |
| Duplicate transmission .....               | 189  |
| Electricity .....                          | 12   |

|                                          | PAGE |
|------------------------------------------|------|
| Electro-magnetism .....                  | 17   |
| Engine signals .....                     | 116  |
| Engine signals and markers .....         | 119  |
| Errors, correction of .....              | 237  |
| Error sheet .....                        | 235  |
| Extra trains .....                       | 136  |
| Extra trains, schedule for .....         | 135  |
| Faults .....                             | 24   |
| Figures .....                            | 41   |
| Flags and lamps .....                    | 111  |
| Form for a "box score" special .....     | 212  |
| Form for trotting race .....             | 208  |
| Form of "opening" provision C N D .....  | 203  |
| Forms for designated purposes .....      | 237  |
| Forms for live stock C N D .....         | 204  |
| Forwarding messages .....                | 192  |
| Fractions .....                          | 40   |
| Free delivery limits .....               | 222  |
| Free messages, record of .....           | 229  |
| Free message report .....                | 233  |
| Fusees .....                             | 112  |
| Government message .....                 | 182  |
| Government telegraph signals .....       | 207  |
| Grain C N D, "opening" .....             | 203  |
| Grain message .....                      | 184  |
| Ground wire .....                        | 239  |
| Guaranteed delivery charges .....        | 182  |
| Guarantee on a message, asking for ..... | 182  |
| Hand, flag, and lamp signals .....       | 114  |
| Holding order .....                      | 137  |
| Information, general .....               | 75   |
| Instructions, general .....              | 73   |
| Instruments, cut out at night .....      | 239  |
| Instruments employed .....               | 19   |
| Insured messages, delivery of .....      | 228  |
| Insured messages, transmission of .....  | 238  |
| Interruptions .....                      | 24   |
| Lamp signals .....                       | 115  |
| Lights, tail .....                       | 113  |
| Live stock "closing" C N D .....         | 205  |



|                                                  | PAGE    |
|--------------------------------------------------|---------|
| Loop peg and cord .....                          | 28      |
| Make up .....                                    | 65      |
| Make up report .....                             | 99      |
| Manipulation .....                               | 37      |
| Markers .....                                    | 113-117 |
| Markers and engine signals .....                 | 119     |
| Message, asking for a guarantee on a .....       | 182     |
| Cable .....                                      | 199     |
| Code and cipher .....                            | 188     |
| Combination .....                                | 198     |
| Correcting address .....                         | 185     |
| Deadhead .....                                   | 183     |
| Delayed series .....                             | 186     |
| Government .....                                 | 182     |
| Grain .....                                      | 184     |
| Night .....                                      | 191     |
| Query .....                                      | 197     |
| "Relay" .....                                    | 185     |
| Report, free .....                               | 233     |
| Request to report delivery .....                 | 186     |
| Requiring special delivery .....                 | 179     |
| "Through" .....                                  | 185     |
| Uncollect .....                                  | 186     |
| Where no such number .....                       | 184     |
| Wrong address .....                              | 184     |
| Yard .....                                       | 98      |
| Messages addressed to more than one person ..... | 221     |
| Application for copies of .....                  | 237     |
| Collect .....                                    | 226     |
| Delivered "subject to correction" .....          | 225     |
| Delivery of insured .....                        | 228     |
| Delivery of night .....                          | 227     |
| Delivery of, without payment .....               | 227     |
| Filing .....                                     | 231     |
| Forwarding .....                                 | 192     |
| Free .....                                       | 230     |
| Guaranteed .....                                 | 230     |
| Half rate .....                                  | 230     |
| Insured .....                                    | 238     |
| Night or red .....                               | 190     |

| Messages — continued.                              | PAGE   |
|----------------------------------------------------|--------|
| Not to be delivered .....                          | 223    |
| Offered during interruption .....                  | 226    |
| Privacy of .....                                   | 235    |
| Profane or obscene .....                           | 227    |
| Railroad .....                                     | 227    |
| Received for guaranteed .....                      | 232    |
| Record of .....                                    | 229    |
| Record of free .....                               | 229    |
| Repeated .....                                     | 238    |
| Requiring answers .....                            | 222    |
| Sent to agents .....                               | 110    |
| Series or number service .....                     | 202    |
| Service and office .....                           | 69     |
| Sunday .....                                       | 230    |
| Technical .....                                    | 169    |
| To be copied .....                                 | 59-221 |
| To be entered in check ledger .....                | 229    |
| To be prepaid .....                                | 226    |
| To more than one address .....                     | 201    |
| Uncollect .....                                    | 230    |
| When can not be promptly transmitted .....         | 238    |
| Messengers' books to be examined .....             | 228    |
| Monthly report .....                               | 231    |
| Morse alphabet .....                               | 33     |
| Morse system of telegraphy .....                   | 33     |
| Movement .....                                     | 38     |
| Night messages, delivery of .....                  | 227    |
| Night or red messages .....                        | 190    |
| Non-delivery in consequence of wrong address ..... | 225    |
| Numbering .....                                    | 75     |
| Numbers .....                                      | 41     |
| Number schedules .....                             | 75     |
| Obscene or profane messages .....                  | 227    |
| Offices, classification of .....                   | 228    |
| "Opening" grain C N D .....                        | 203    |
| "Opening" provision C N D, form of .....           | 203    |
| Option months .....                                | 203    |
| Order, annulling an .....                          | 137    |
| Order form, telegraphic .....                      | 176    |

|                                                 |     |
|-------------------------------------------------|-----|
| Order, holding .....                            |     |
| Order "31" "X" .....                            |     |
| Orders, sending on the wire .....               |     |
| Orders, technical .....                         |     |
| "OS"ing .....                                   |     |
| Paid other lines .....                          |     |
| Pe.manship .....                                |     |
| Pick up message .....                           |     |
| Plug cut-outs .....                             |     |
| Position .....                                  |     |
| Practical hints .....                           |     |
| Prepaid messages .....                          |     |
| Profane or obscene messages .....               |     |
| Privacy of messages and records .....           |     |
| Provision C N D, form of "opening" .....        |     |
| Punctuation .....                               |     |
| Punctuation, compound .....                     |     |
| Punctuation, explanation of simple .....        |     |
| Query message .....                             |     |
| Railroad abbreviations, common .....            | 19  |
| Railroad abbreviations used on the wire .....   | 10  |
| Railroad messages .....                         | 10  |
| Railroad messages, practical .....              | 23  |
| Railroad telegrams .....                        | 9   |
| Railway telegraphers, practical hints for ..... | 9i  |
| Railway telegraphy, beginning .....             | 177 |
| Rates .....                                     | 73  |
| Received copies, two different .....            | 214 |
| Received message, answer to .....               | 64  |
| Receiver's number .....                         | 63  |
| Receiving .....                                 | 57  |
| Receiving department .....                      | 50  |
| Record of free messages .....                   | 213 |
| Record of messages .....                        | 229 |
| Records, privacy of .....                       | 229 |
| Red or night messages .....                     | 235 |
| Refund and uncollectible .....                  | 190 |
| Refunds .....                                   | 232 |
| "Relay," meaning of .....                       | 238 |
| "y, the .....                                   | 185 |
| "y, the .....                                   | 20  |

|                                               | PAGE |
|-----------------------------------------------|------|
| Release .....                                 | 144  |
| Remittances .....                             | 235  |
| Repeated messages, transmission of .....      | 238  |
| Repeating .....                               | 80   |
| Report, car .....                             | 173  |
| Report, delivery message .....                | 186  |
| Report, "detail" or destination train .....   | 173  |
| Report, monthly .....                         | 231  |
| Reports, check .....                          | 233  |
| Resonators .....                              | 21   |
| "Rights," special order .....                 | 88   |
| Rules for movement of trains .....            | 76   |
| Scheduled train, annulling .....              | 137  |
| Schedule for extra train .....                | 135  |
| Schedules, number .....                       | 75   |
| Sender's address to be taken .....            | 226  |
| Sending .....                                 | 42   |
| Series or number service messages .....       | 202  |
| Service and office messages .....             | 69   |
| Service vouchers .....                        | 234  |
| Signaling, block .....                        | 139  |
| Signalmen .....                               | 141  |
| Signals .....                                 | 111  |
| Carried on engines and trains .....           | 112  |
| Danger .....                                  | 112  |
| Engine .....                                  | 116  |
| Flag .....                                    | 114  |
| Government telegraph .....                    | 207  |
| Hand and lamp .....                           | 115  |
| Hand, flag, and lamp .....                    | 114  |
| Numeral .....                                 | 82   |
| Station .....                                 | 111  |
| Whistle .....                                 | 112  |
| White .....                                   | 113  |
| Skeleton, giving a .....                      | 202  |
| Sounder, the .....                            | 20   |
| Special .....                                 | 206  |
| Special as copied by receiving operator ..... | 210  |
| Special as sent in code .....                 | 209  |
| Special delivery .....                        | 222  |

|                                               |        |
|-----------------------------------------------|--------|
| Special delivery, message requiring .....     |        |
| Special, form for a "box score" .....         |        |
| Special order "rights" .....                  |        |
| Station signals .....                         |        |
| Student's outfit .....                        |        |
| Sunday messages .....                         |        |
| Switch-board .....                            |        |
| Tariff book .....                             |        |
| Technical messages .....                      |        |
| Technical orders .....                        |        |
| Technical terms .....                         |        |
| Telegrams, railroad .....                     |        |
| Telegraph block signals .....                 |        |
| Telegraphers' script .....                    |        |
| Telegraphic order form .....                  | 11     |
| Telegraphic orders, beginning .....           | 8      |
| "31" forms .....                              | 12     |
| "31" orders containing the "X" .....          | 12     |
| "31" train orders .....                       | 12     |
| "31" "X" order .....                          | 128-16 |
| "31" "X" schedule order .....                 | 13     |
| "31" "X" "13" orders .....                    | 16     |
| "3" or "OS"-ing .....                         | 7      |
| "Through," meaning of .....                   | 185    |
| Time filed .....                              | 57     |
| Time orders .....                             | 135    |
| Tolls, amount of on envelopes .....           | 221    |
| Torpedoes .....                               | 112    |
| Train, annulling a scheduled .....            | 137    |
| Train order forms, standard .....             | 133    |
| Train orders, form of .....                   | 133    |
| Train register ticket .....                   | 172    |
| Train report, "detail" .....                  | 170    |
| Train report, "detail" or destination .....   | 173    |
| Train terms .....                             | 91     |
| Trains by orders, rules for movement of ..... | 76     |
| Trains, how designated by orders .....        | 88     |
| Translation .....                             | 35     |
| Transmission, duplicate .....                 | 189    |

|                                           | PAGE |
|-------------------------------------------|------|
| Transportation, no promises as to .....   | 226  |
| Uncollect message .....                   | 186  |
| Undelivered messages .....                | 223  |
| Vouchers .....                            | 234  |
| Whistle signals .....                     | 112  |
| White signals .....                       | 113  |
| Wire testing .....                        | 24   |
| Wire testing abbreviations .....          | 68   |
| Words for practice .....                  | 44   |
| Words of unusual spaces .....             | 42   |
| Words to be counted and charged for ..... | 216  |
| Work .....                                | 147  |
| Work train orders .....                   | 136  |
| Wrong address .....                       | 225  |
| Wrong address message .....               | 184  |
| "X" .....                                 | 84   |
| Yard message .....                        | 98   |

112

GENERAL BOOKBINDING CO.

4-20-27

55

205

A

DR

100

Y CONTROL MARK













3 6105 041 140 604

STANFORD UNIVERSITY  
CECIL H. GREEN LIB  
STANFORD, CALIFORNIA 9  
(415) 723-1495

All books may be recalled c

DATE DUE

200

OCT 26 1994

200

200

